



# SAN DIEGO PADRES MEDIA GUIDE

2023 SEASON



# AFFORDABLE, EXPERT-LED PET CARE FOR YOUR ALL-STAR



**petco**<sup>®</sup>

THE HEALTH +  
WELLNESS CO.

## TABLE OF CONTENTS

<b>CLUB DIRECTORY</b> .....	2	Sullivan, Brett.....	304
Front Office.....	2-4	Tapia, Domingo.....	306
<b>EXECUTIVES</b> .....	7	Tatis Jr., Fernando.....	310
Peter Seidler.....	8	Teheran, Julio.....	318
Erik Greupner.....	9	Tucker, Preston.....	324
A.J. Preller.....	10	Wacha, Michael.....	328
Executives.....	11-17	Waldron, Matt.....	334
<b>MANAGER &amp; STAFF</b> .....	18	Weathers, Ryan.....	336
Bob Melvin.....	19-21	Wilson, Steven.....	340
Coaching Staff.....	22-34	Witte, Jantzen.....	344
Baseball Support Staff.....	35	<b>HISTORY &amp; RECORDS</b> .....	347
Baseball Advisors.....	36	2022 Season in Review.....	348-349
Baseball Systems/Research & Development.....	37	Padres in the Postseason.....	350-359
Player Health & Performance.....	38-39	Padres Hall of Fame.....	360-263
UC San Diego Health.....	40	Padres Retired Numbers.....	364
<b>2023 SAN DIEGO PADRES</b> .....	41	Padres in Cooperstown.....	365
Avila, Pedro.....	42	Local Award Winners.....	366
Azocar, José.....	44	National League Award Winners.....	367-368
Baez, Michel.....	48	Annual Standings & Home Attendance.....	369-370
Batten, Matthew.....	50	San Diego Rainouts & Delays.....	372
Bogaerts, Xander.....	52	Opening Day History.....	371-376
Brooks, Aaron.....	60	Annual Batting Totals.....	377
Camarena, Daniel.....	64	Annual Pitching Totals.....	378
Campusano, Luis.....	68	Annual Batting Leaders.....	379-381
Carlton, Drew.....	72	Annual Pitching Leaders.....	382-384
Carpenter, Matt.....	74	Career Batting Leaders.....	385
Castillo, José.....	80	Career Pitching Leaders.....	386
Contreras, Efrain.....	84	Single-Season Batting Leaders.....	387
Cosgrove, Tom.....	86	Single-Season Pitching Leaders.....	388
Crismatt, Nabil.....	88	No-Hitter.....	389
Cronenworth, Jake.....	92	Low-Hit Games.....	390
Cruz, Nelson.....	98	Home Run History.....	391
Dahl, David.....	108	Single-Season Records.....	392-395
Darvish, Yu.....	112	Single-Game Records.....	396-397
Dixon, Brandon.....	122	Single-Inning Records.....	398
Engel, Adam.....	126	Doubleheader Records.....	398
Espinoza, Anderson.....	130	Consecutive Records.....	399-400
Felipe, Angel.....	132	Rookie Records.....	400-401
Fernandez, Juan.....	134	Batting Records by Position.....	402
Font, Wilmer.....	136	Relief Pitching Records.....	403
García, Luis.....	140	Last Time it Happened.....	404-405
Grisham, Trent.....	144	Triple Plays.....	405
Groome, Jay.....	150	Padres All-Time Roster.....	406-412
Guerrero, Jordan.....	152	<b>OPPONENTS</b> .....	413
Hader, Josh.....	154	All-Time Record vs. Opponents.....	414
Hamels, Cole.....	160	Annual Record vs. Opponents.....	414-415
Hanhold, Eric.....	168	Opponents.....	416-419
Hill, Tim.....	170	<b>SCOUTING AND PLAYER DEVELOPMENT</b> .....	420
Honeywell, Brent.....	174	Player Development Staff.....	421
Kerr, Ray.....	178	Support Staff & Administration.....	422
Kim, Ha-Seong.....	180	Sports Medicine & Performance.....	423
Knehr, Reiss.....	184	Scouting.....	424
Kohlwey, Taylor.....	188	Area Scouts.....	425-426
Leasher, Aaron.....	190	International Scouting & Operations.....	427
Liberato, Luis.....	192	Professional Scouts.....	428
Lopes, Tim.....	194	Padres Affiliate History & Coaches.....	429-435
Lopez, José.....	196	Padres Dominican Republic Baseball Park.....	436
Lugo, Moises.....	198	Spring Training/Peoria Sports Complex.....	437
Lugo, Seth.....	200	All-Time Padres First-Round Draft Picks.....	438
Machado, Manny.....	204	Minor League Players.....	439-471
Martínez, Nick.....	214	<b>PETCO PARK</b> .....	472
Merrill, Jackson.....	220	Ground Rules.....	473
Morejon, Adrian.....	222	Park Information.....	474-480
Musgrove, Joe.....	226	Brown Is Back.....	481
Nola, Austin.....	234	City Connect.....	482
Odor, Rougned.....	240	Petco Park Firsts.....	483
Ornelas, Tirso.....	244	Petco Park Statues.....	483
Pomeranz, Drew.....	246	<b>COMMUNITY</b> .....	484-489
Poppen, Sean.....	252	<b>MEDIA</b> .....	490
Ravelo, Rangel.....	254	Padres Communications.....	491
Rivas, Alfonso.....	258	Media.....	492
Rosario, Eguv.....	260	Broadcasters.....	493-496
Sanchez, Angel.....	262	Padres Content.....	496
Schrock, Max.....	266	<b>PETCO PARK SEATING CHART</b> .....	497
Seagle, Chandler.....	270	<b>2023 REGULAR SEASON SCHEDULE</b> .....	498
Severino, Pedro.....	272		
Snell, Blake.....	276		
Soto, Juan.....	286		
Stammen, Craig.....	292		
Suarez, Robert.....	300		

FRONT OFFICE DIRECTORY

SENIOR EXECUTIVES

Chairman	Peter Seidler
Chief Executive Officer	Erik Greupner
President, Baseball Operations & General Manager	A.J. Preller
Chief Operating Officer	Caroline Perry
Senior Vice President, Chief Marketing Officer	Chris Connolly
Senior Vice President, Ballpark Operations	Ken Kawachi
Senior Vice President, Community & Military Affairs	Tom Seidler
Senior Vice President, Corporate Partnerships	Sergio del Prado
Senior Vice President, People & Culture	Sara Greenspan
Senior Vice President, Special Events	Jaclyn Lash

EXECUTIVE SUPPORT STAFF

Executive Assistant to the Chief Executive Officer	Virginia Schang
Special Assistant to the Chief Executive Officer	Mark Loretta
Executive Assistant to the Chief Operating Officer	Julia Lepore

ACCOUNTING AND FINANCE

Vice President, Finance	Gregory Massey
Controller	David Montgomery
Senior Manager, Payroll	Nicholas Rivera
Manager, Accounting	Devin Carr
Manager, Accounting	Drew Jensen
Coordinator, Payroll	Ryan Wolcott
Coordinator, Purchasing & Diverse Business Partner	Doris Middleton
Staff Accountant	Sherine Abu-Rahma
Staff Accountant	Grant Hopkins
Staff Accountant	Mark Trias
Accounts Payable Clerk	Kevin McNamara

BALLPARK MANAGEMENT

Senior Director, Security & Transportation	Kevin Dooley
Senior Director, Field Operations	Mat Balough
Director, Ballpark Operations	Christian Mua
Director, Field Operations	Peter Hayes
Project Manager, Ballpark Operations	Bridget Young
Senior Manager, Event Operations	Kimberly Seaburg
Manager, Security Operations	Lauren Sjursen
Manager, Security, Venue Operations & Compliance	Michelle Martinez-LaVetter
Manager, Field Operations	Robert Gladwell
Coordinator, Event Operations	James Tucker
Coordinator, Event Operations	Madison Taylor-Hawk
Supervisor, Ballpark Security	Ruben Arizmendi
Supervisor, Ballpark Security	Hunter Green
Supervisor, Ballpark Security	Andres Rivadeneyra
Supervisor, Ballpark Security	Angel Vega Torres
Travel Security Representative	Pete Cacheiro
Assistant Groundskeeper	Andrew Faust
Assistant Groundskeeper	Alec Maddux
Assistant Groundskeeper	Brandon Mann
Assistant Groundskeeper	Dominic Quezada
Security Officer Lead	Silvestre Balistreri

BALLPARK FACILITIES MANAGEMENT

Vice President, Facilities and Special Projects	Randy McWilliams
Director, Facilities Management & Engineering	Daniel Day
Director, Facility Services	Armando Montes
Manager, Ballpark Facilities	Becky Patlan
Chief Engineer	John Cooper
Senior Facilities Engineer	Paul Currans
Senior Facilities Engineer	Jose Garcia
Senior Facilities Engineer	Steve Heimer
Senior Facilities Engineer	Miles Talmont
Facilities Engineer, Refrigeration & HVAC	Maria Lopez
Facilities Engineer	Nicholas Addonizio
Facilities Engineer	Alberto Canedo
Facilities Engineer	Salvador Gomez Diaz
Facilities Engineer	Stephen Gryska
Facilities Engineer	Gene Leatherwood
Junior Facilities Engineer	Preston Kainz
Junior Facilities Engineer	Giovanni Melendrez
Lead Painter	Manny Sanchez

BASEBALL OPERATIONS

Vice President, Assistant General Manager	Fred Uhlman, Jr.
Vice President, Assistant General Manager	Josh Stein
Vice President, Baseball Operations	Nick Ennis
Senior Advisor/Director of Player Personnel	Logan White
Special Assistant to the General Manager	James Keller
Special Assistant to the General Manager	David Post
Senior Advisor, Baseball Operations & Scouting	Ron Rizzzi
Senior Advisor, Major League Coaching Staff	Bryan Price
Senior Advisor, Player Development & Major Leagues	Mike Shildt
Senior Advisor, Baseball Operations	Trevor Hoffman
Senior Advisor, Baseball Operations	Glenn Hoffman
Special Assistant to the General Manager	Moises Alou
Special Assistant, Baseball Operations	A.J. Ellis
Special Assistant, Baseball Operations	Hideo Nomo
Advisor, Baseball Operations	Allen Craig
Advisor, Baseball Operations	Chan Ho Park

BASEBALL SYSTEMS AND RESEARCH & DEVELOPMENT

Director, Baseball Research & Development	Adam Esquer
Director, Baseball Systems	Wells Oliver
Director, Sports Science	Nathan Landau
Assistant Director, Baseball Research & Development	Cody Zupnick
Manager of Amateur Analysis, Baseball Research & Development	Layne Gross
Senior Analyst, Baseball Research & Development	Mario Pacioc
Senior Analyst, Baseball Research & Development	Joseph Sutcliffe
Senior Developer, Baseball Systems	Garret Doe
Senior Developer, Baseball Systems	Michael Vanger
Developer, Baseball Systems	Gustavo Montalvo
Senior Data Engineer	Mike Peterson
Senior Performance Scientist	Patrick Cherveny
Performance Coach, Sports Science	Christian Wonders
Biomechanist, Sports Science	Jesus Ramos
Coordinator, Sports Science	Rebekah Lajoie

MAJOR LEAGUE SUPPORT STAFF

Director, Player & Staff Services	TJ Lasita
Major League Video Coordinator	Joe McAlpin
Major League Assistant Video Coordinator	Adam Hunt
Coordinator, Advance Scouting & Baseball Operations	Jim McKew
Major League Assistant Coach	Scott Stroud
Coordinator, Japanese Player Services	Shingo Horie
Major League Interpreter - Korean	Leo Bae
Manager, Clubhouse & Equipment	TJ Laidlaw
Assistant Equipment Manager & Umpire Room Attendant	Tony Petricca
Clubhouse Assistant - Home	James Bigler
Clubhouse Assistant - Home	Josh Vernetti
Clubhouse Assistant - Home	Cole Flint
Clubhouse Assistant - Home	Grant Muenchow
Clubhouse Assistant - Home	Freddy Ochoa
Manager, Visiting Clubhouse	Spencer Dallin
Clubhouse Assistant - Visitor	Brendan McClain
Clubhouse Assistant - Visitor	Nick Johnson
Clubhouse Assistant - Visitor	Ricardo Mendoza
Clubhouse Assistant - Visitor	Raul Leo
Clubhouse Assistant - Visitor	Brett Ralls

MEDICAL AND TRAINING STAFF

Director, Player Health & Performance	Don Tricker
Head Athletic Trainer	Mark Rogow
Major League Assistant Athletic Trainer	Ben Fraser
Major League Assistant Athletic Trainer	Ricky Huerta
Major League Physical Therapist	Scott Hacker
Major League Strength & Conditioning Coach	Jay Young
Major League Strength & Conditioning Coach	Kenny Esquivel
Coordinator, Performance Nutrition & Baseball Dietitian	Whitney Milano
Major League Massage Therapist	Atsushi Nakasone
Major League Massage Therapist	Yuji Nagahama

## FRONT OFFICE DIRECTORY

### PLAYER DEVELOPMENT

Director, Player Development	Riley Westman
Assistant Director, Player Development	Mike Daly
Director, Pitching Development	Rob Marcello
Field Coordinator & Player Performance	Vinny Lopez
Assistant Field Coordinator/Infield Coordinator	Ryan Barba
Minor League Hitting Coordinator	Michael McCoy
Minor League Pitching Coordinator	Jose Rada
Minor League Catching Coordinator	Brian Whatley
Player Plan Coordinator	Molly Meyer
Minor League Rehab Pitching Coordinator	Matt Hancock
Manager, Minor League Administration/Peoria Operations	Todd Stephenson
Manager, Minor League Clubhouse & Equipment	Zach Nelson
Manager, Learning, Education & Life Skills	Kaitlyn Simmons
Manager, Player Development Video Operations & Professional Scout	Ethan Dixon
Coordinator, International Player Development	Vicente Cafaro
Coordinator, Player Development	Clinton Sewell
Coordinator, Minor League Administration & Baseball Operations	Allison Luneborg
Mental Skills Coordinator	Rosa Pou
Mental Skills Coach	Fabian Di Lorenzo
Assistant, Player Development Video Operations	Kory Reinsfelder
Clubhouse Assistant	Kyle Ross
Lead ESL instructor	Sherly German
Medical Administration Coordinator	Jolo Tarantino
Minor League ATC Coordinator	Paul Porter
QA Specialist, Player Health and Performance	Hillary Plummer
Senior Coordinator, Strength & Conditioning	Jon Hill
Minor League Strength & Conditioning Coordinator	Ryo Naito
Minor League Rehab Strength & Conditioning Coach	Dwayne Peterson
Minor League Performance Dietitian	Jaime Gottlieb
Minor League Physical Therapist	Aaron Wengertsman
Minor League Physical Therapist	Taylor McWilliams

### SCOUTING & INTERNATIONAL OPERATIONS

Vice President, Amateur & International Scouting	Chris Kemp
Vice President, Professional Scouting	Pete DeYoung
Director, Pacific Rim Operations	Acey Kohrogi
Director, Latin American Operations	César Rizik
Manager, Professional Scouting & Baseball Operations	Brett Becker
Coordinator, Amateur Scouting Operations	Max Kraust
Special Assistant, Professional Scouting	Keith Boeck
Special Assistant, Professional Scouting	Spencer Graham
Professional Scouting Crosschecker	Mike Juhl
Professional Scouting Crosschecker	Chuck LaMar
Professional Scouting Crosschecker	Dominic Viola
Southeast Supervisor	Nick Brannon
West Coast Supervisor	Josh Emmerick
Northeast Supervisor	Mike Kanen
South Central Supervisor	Andrew Savlo
International Scouting Supervisor	Trevor Schumm
International Scouting Supervisor, Mexico	Bill McLaughlin
Administrator, Dominican Republic Baseball Operations	Franklyn Peguero
Administrative Assistant, Dominican Republic Baseball Operations	Martina Pereyra

### BROADCASTERS

Broadcaster	Jesse Agler
Broadcaster	Mark Grant
Broadcaster	Pedro Gutierrez
Broadcaster	Tony Gwynn Jr.
Broadcaster	Carlos Hernandez
Broadcaster	Don Orsillo
Broadcaster	Eduardo Ortega
Broadcaster	Bob Scanlan

### BUSINESS ANALYTICS

Vice President, Business Strategy & Analytics	Scott Robish
Director, CRM & Data Strategy	Lisa Beno
Director, Business Strategy & Analytics	David Kingery
Senior Manager, Business Strategy & Analytics	Matthew Sullivan
Senior Business Analyst	Brendan Freeman
Business Analyst	Connor Bailey

### COMMUNICATIONS

Vice President, Communications	Craig Hughner
Director, Business Communications & Spanish Media Relations	Danny Sanchez
Director, Media Relations & Baseball Information	Darren Feeney
Manager, Media Relations & Baseball Information	JP Nolan
Manager, Business Communications	Vanessa Dominguez
Coordinator, Communications	Tiffany Seal

### COMMUNITY RELATIONS

Vice President, Community Relations	Bill Johnston
Director, Community Relations	Connor Feeney
Manager, Community Relations	Sarah Wiggins
Manager, Player Relations	Andrea Picoos
Coordinator, Military & Community Relations	Carly Myers

### CONCESSIONS & RETAIL

Vice President, Hospitality	Josh Momborg
Director, Retail Operations	Samantha Schy
Manager, Hospitality	Peter Thai

### CONTENT

Senior Director, Content	Nicky Patriarca
Manager, Content	Alejandra Nocera
Coordinator, Social Media Content	Samantha Mellies-U'Ren
Team Photographer	Matt Thomas
Analyst, Multimedia	Bill Center

### CORPORATE PARTNERSHIPS

Vice President, Partnership Services	Eddie Quinn
Director, Partnership Development	Alyssa Brown
Director, Partnership Development	Jeff Farmer
Director, Partnership Development	Ryan Thorvaldsen
Manager, Partnership Fulfillment	Kaitlynn Aguirre
Senior Manager, Partnership Services	Hunter Khaleghi
Manager, Partnership Services	Codi Baylor
Manager, Partnership Services	William Grant
Manager, Partnership Services	Katelyn Roth

### CREATIVE SERVICES

Senior Director, Creative Digital Design	Daniel Kim
Graphic Designer	Evan Denworth
Graphic Designer	Grant Gabriel
Graphic Designer	Elissa Langerfeld

### ENTERTAINMENT, BROADCASTING, PRODUCTION AND ARCHIVES

Vice President, Broadcasting & Entertainment	Erik Meyer
Senior Director, Game Day Presentation	Shannon Landers
Director, Scoreboard Operations	Jeff Praught
Director, Video Production	Thomas Higdon
Senior Manager, Event Production	Brian Lewis
Senior Manager, Video Operations	Danny Gibble
Manager, Production Engineer	Hendrik Jaehn
Manager, Archives	Sandy O'Toole
Senior Producer/Editor	Sonni Simmons
Video Editor/Motion Graphics Designer	Matt Subrizi
Videographer/Producer	Joseph Campbell
Videographer/Producer	Cristian Vaca
Audio Engineer	Aaron Sum

### FAN ENGAGEMENT

Senior Director, Fan Engagement	Darryl Mendoza
Manager, Fan Engagement & Entertainment	Jesi Perry

### GUEST EXPERIENCE

Senior Manager, Guest Experience	Jenna Matsushita
Manager, Guest Experience	Caleb Van Hovel
Coordinator, Guest Experience	Lindsey Cassidy

### MARKETING

Senior Director, Marketing	Emily Wittig
Manager, Marketing	Tess Bloom
Manager, Marketing	JL Dominguez

FRONT OFFICE DIRECTORY

**INFORMATION TECHNOLOGY**

Vice President, Information Technology	Ray Chan
Director, Information Technology	Oscar Castro
Manager, Application Developer	Dan Lee
Application Developer	Michael Kelly
Systems & Telecom Administrator	Hector Ortega
Senior Network Administrator	Kris Peralta
Junior Systems Administrator	Oliver Bernoy
Coordinator, Information Technology	India Varma
Desktop Support Specialist	Dawson Adolffson
Desktop Support Specialist	Jasmin Alicdan
Assistant, IT Support	Jacob Sheppard

**LEGAL**

Vice President, General Counsel	Terezka Zabka
---------------------------------	---------------

**PEOPLE & CULTURE**

Director, Benefits & Risk Management	Joanne Bautista
Director, People & Culture/Event Staff	Christina Hall
Manager, People & Culture	Noelle Mendoza
Specialist, Talent Acquisition and Onboarding	Kristen Noneman
Coordinator, Benefits & HRIS	Nicole Morales
Coordinator, People & Culture	Elizabeth Kiefner
Coordinator, Administrative Services	Adrian Ortiz

**PUBLIC AFFAIRS**

Vice President, Public Affairs	Diana Puetz
--------------------------------	-------------

**SPECIAL EVENTS**

Senior Director, Special Events	Stephanie Grace
Senior Director, Special Events	Kristie Ewing
Operations Director, Special Events	Drew Gomes
Director, Special Events	Paula Badali
Senior Manager, Special Events	Nicole Lucatuorto
Manager, Special Events	Juliana Spina
Operations Coordinator, Special Events	Agustin Vazquez
Coordinator, Special Events	Shelby Leonard
Coordinator, Special Events	Jackie Stone

**TICKET SALES**

Vice President, Ticket Sales & Membership Services	Curt Waugh
Coordinator, Ticket Sales & Services Operations	Alyssa Filatreau
Coordinator, Ticket Sales & Services Operations	Claire Ramirez

**PREMIUM SALES**

Senior Director, Premium & Suite Sales	Jeff Gould
Senior Manager, Premium Sales - Team Lead	Will Cannon
Senior Manager, Premium Sales	Connor Soicher
Manager, Premium Sales	Gerald Harris
Manager, Premium Sales	Joe Galati
Manager, Premium Sales	Jack Spohn

**GROUP TICKETS AND HOSPITALITY**

Director, Group Tickets & Hospitality	Jenna Sain
Senior Manager, Group Tickets & Hospitality	Anil Cannon
Account Manager & Team Lead, Group Tickets & Hospitality	Brandon Drechsler
Account Manager, Group Tickets & Hospitality	Ryan Effer
Account Manager, Group Tickets & Hospitality	Logan Washburn
Senior Account Executive, Group Tickets & Hospitality	Derek Pharis
Account Executive, Group Tickets & Hospitality	Karina Boites
Account Executive, Group Tickets & Hospitality	Jack Donovan

Account Executive, Group Tickets & Hospitality	Matthew Etherington
Account Executive, Group Tickets & Hospitality	Jackson Fricke
Account Executive, Group Tickets & Hospitality	Megan Guest
Account Executive, Group Tickets & Hospitality	Tommy Knopf
Account Executive, Group Tickets & Hospitality	Hannah Plackowski
Account Executive, Group Tickets & Hospitality	Alex Ross

**MEMBERSHIP DEVELOPMENT**

Director, Membership Development	Carter Motley
Manager, Inside Sales	Sean Horan
Senior Account Executive & Team Lead, Membership Development	Conor Bierfeldt
Senior Account Executive, Membership Development	Adrian Sadighi
Account Executive, Membership Development	Maddy Cosgrove
Account Executive, Membership Development	Ryan Fedde
Account Executive, Membership Development	Katie Quick
Account Executive, Membership Development	Jack Tovey
Inside Sales Representative	Sarah Aragon
Inside Sales Representative	Pedro Chan Cua
Inside Sales Representative	Sutton Derr
Inside Sales Representative	Kevin Douglas
Inside Sales Representative	Tom Merk
Inside Sales Representative	Sam Robinson
Inside Sales Representative	Emily Shipcott

**MEMBERSHIP SERVICES**

Senior Director, Membership Services	Ashley Hoffman
Senior Manager, Membership Services	Steve Carter
Senior Manager, Premium Services	Marisa Kezirian
Manager, Membership Services	Briana Vega
Senior Account Specialist, Premium Services	Troy Journey
Senior Account Specialist & Team Lead, Membership Services	Justin McClendon
Account Specialist, Membership Services	Cade Bandaera
Account Specialist, Membership Services	Dillon Bornholtz
Account Specialist, Membership Services	Max Cohen
Account Specialist, Membership Services	Connor Curley
Account Specialist, Membership Services	Evan Gross
Account Specialist, Membership Services	Jacob Hanzlik
Account Specialist, Membership Services	Jack Ruegge
Account Specialist, Membership Services	Samuel Stiker
Account Specialist, Membership Services	Jason West
Account Specialist, Membership Services	Crystal Sanchez
Account Specialist, Membership Services	Olivia O'Brien
Account Specialist, Membership Services	Jessica Lugo
Account Specialist, Membership Services	Devon Edwards
Account Specialist, Membership Services	Aubree Schrandt

**TICKET OPERATIONS**

Senior Director, Ticket Operations	Jim Kiernowski
Director, Ticket Operations	Gabriel Kunde
Director, Ticket Systems	Ellen Lopresti
Manager, Ticket Operations	Emily Gross
Manager, Ticket Systems	Samantha Malott
Manager, Box Office & Ticket Operations	Vanessa Cummins
Assistant Manager, Box Office & Ticket Operations	Sean Nichols
Assistant Manager, Box Office & Ticket Operations	Lorena Rios
Coordinator, Ticket Systems	Brittany Lynn

**TOURISM & CORPORATE EVENTS**

Senior Director, Tourism & Corporate Events	Chelsea Dill
Senior Manager, Tourism Sales	Melissa DiMartino
Account Executive, Tourism Sales	Chad Brinza

**PRODUCED BY THE SAN DIEGO PADRES COMMUNICATIONS DEPARTMENT**  
 Darren Feeney/JIP Nolan/Tiffany Seal - Editors  
 Daniel Kim/Evan Denworth- Graphic Designers

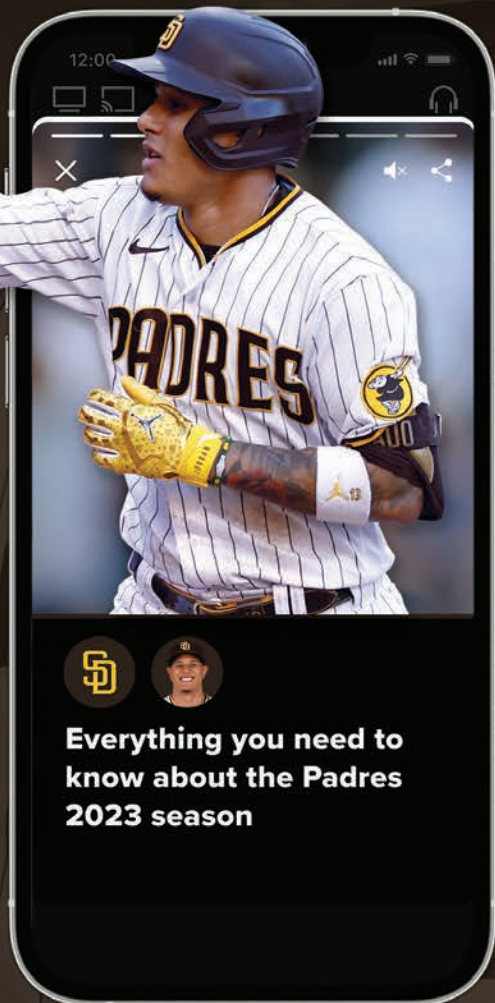
**DESIGN/EDITORIAL ASSISTANCE**  
 Craig Hughner  
 Danny Sanchez  
 Vanessa Dominguez  
 Tom Seidler  
 Bill Center  
 Jesse Agler  
 Emily Wittig  
 Connor Novak

**INTERIOR PHOTOGRAPHY**  
 Matt Thomas  
 Andy Hayt  
 Scott Wachtler

**STATISTICS**  
 MLB Baseball Information System  
 Elias Sports Bureau  
 Stats LLC  
 Baseball-Reference.com  
 MLB.com  
 Fangraphs  
 Retrosheet.org (Dave Smith)

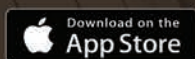
The information contained within the 2023 San Diego Padres Media Guide is accurate as of March 30, 2023. It is intended for use by accredited media members. Those desiring to use this information for commercial purposes must contact the Padres Media Relations Department at (619) 795-5265.

**FOR MORE INFORMATION ABOUT THE PADRES VISIT:**  
[www.padres.com](http://www.padres.com)  
[www.padres.com/friarwire](http://www.padres.com/friarwire)  
[www.padresbasebol.com](http://www.padresbasebol.com)  
[www.facebook.com/padres](http://www.facebook.com/padres)  
[www.twitter.com/padres](http://www.twitter.com/padres)  
[www.twitter.com/lospadres](http://www.twitter.com/lospadres)



## Official App of the **SAN DIEGO PADRES**

Get access to everything Padres everywhere you go. MLB is the #1 app for live Padres baseball. Delivering live audio broadcasts with your favorite announcers, customizable favorite team features, breaking news, video highlights and much more.





**GET AUTHENTIC,  
ON-FIELD GEAR FROM  
THE OFFICIAL SOURCE.**



A  Fanatics Experience

© 2023 MLB. Major League Baseball trademarks and copyrights are used with permission of Major League Baseball. Visit [MLB.com](http://MLB.com). Any other marks used herein are trademarks of the respective owners.





# EXECUTIVES





## PETER SEIDLER

CHAIRMAN

Peter Seidler is the Owner and Chairman of the San Diego Padres. Peter and the Padres' primary objective is to win the World Series. He expects to field an athletic, exciting, and winning team every year that will provide postseason thrills and a best-in-class family and fan-friendly experience at Petco Park. Additionally, the Padres will continue to be active charitably through the Padres Foundation and partner with top organizations across San Diego to help lead positive, long-lasting impact in the community.

Seidler is a founder and Managing Partner of Seidler Equity Partners ("SEP"), a family-oriented private equity fund that provides capital and management support to growing entrepreneurial companies across the United States and Australia. SEP was established in 1992 and manages equity capital with a market value of approximately \$4 billion. SEP has backed proven entrepreneurs with strategic support and equity capital in a variety of industries, including health/fitness, advertising, scuba diving/recreation, printing equipment, children's clothing and automotive products. The firm's philosophy is to apply a long-term and patient-strategic approach in helping entrepreneurs and the companies they have founded and built continue on a path of success, job creation and excellence. In 2018, SEP (in partnership with Major League Baseball and the Seidler family) acquired Rawlings Sporting Goods Company Inc. Seidler currently sits on Major League Baseball's Ownership Committee and Investment Committee.

In 2017, in collaboration with San Diego's political, business and philanthropic leaders, Peter formed a "Tuesday Group" that meets weekly to address San Diego's homeless problem. The primary aspect of the Tuesday Group is to help the most vulnerable segments of the homeless population. His efforts to push San Diego to "best practices" on homelessness resulted in recognition as the 2017 San Diego Public Official of the Year by the Building Owners and Managers Association, the 2017 San Diego Nice Guy of the Year, the National Conflict Resolution Center 30th Annual Peacemaker Award (2018), and the 2018 San Diego Downtown Partnership Founder Award. In 2019, Peter joined the board of directors at VVSD and was one of two private citizens added to "Leadership Council" on San Diego's Homelessness Reduction Plan. Peter was named the 2022 San Diegoan of the Year by the San Diego Union Tribune and was honored with the Herb Klein Spirit of San Diego Award by the San Diego Regional Chamber of Commerce in 2023.

As a two-time cancer survivor (Non-Hodgkin's Lymphoma), Peter and his wife, Sheel, focus their philanthropic activities on health and medical matters, particularly on children impacted by homelessness. They support numerous charities, including The Juvenile Diabetes Research Foundation, The American Cancer Society, Home Start (San Diego's charity targeting the prevention of child abuse) and various health and wellness initiatives at The Mayo Clinic in Rochester, Minn. Peter is a significant donor and a founding member of the Stand Up To Cancer Legacy Endowment Circle and a primary donor to the Lucky Duck Foundation (San Diego's leading homelessness charity). Seidler is a member of the Board of Trustees and chairs the Student Affairs Committee at The University of San Diego and is also a member of the Board of Trustees at Sanford Burnham Prebys Medical Discovery Institute (SBP), an independent non-profit medical research organization in La Jolla, CA.

Seidler earned a bachelor's degree in commerce from the University of Virginia and a Master of Business Administration from the University of California, Los Angeles.



## ERIK GREUPNER

CHIEF EXECUTIVE OFFICER

Erik Greupner was promoted to his current post of chief executive officer in January 2021. Greupner oversees the Padres' business operations and leads the growth and development of the club's business and culture. 2023 marks his 13th season in San Diego after joining the club in December 2010. During his tenure as CEO, the Padres have consistently ranked in the top five among all Major League Baseball clubs in attendance, set Petco Park's season ticket record, franchise records in all local revenue categories, and were the first MLB club to secure a jersey patch partner.

Prior to assuming the role of CEO, Greupner served as president of business operations from December 2018 through December 2020 and chief operating officer from November 2016 to November 2018. While serving in those posts, he guided the club through the COVID-19 pandemic, led the club's successful effort to secure the development rights for a transformational multi-use real estate project on Tailgate lot, and oversaw the team's business operations, including all revenue generation. Under Greupner's leadership, the Padres set sponsorship, group ticketing, single game, opening series and non-baseball event revenue and attendance records. Additionally, Petco Park was renovated and improved while earning USA Today's ranking as the No. 1 ballpark in MLB. During this time, the Padres also positively impacted the San Diego community through supporting racial justice efforts and frontline workers during the pandemic, including launching California's first COVID-19 super vaccination site at Petco Park.

Greupner served in various roles for the Padres from December 2010 to November 2016. During this time, he led the lobbying efforts and negotiations that resulted in the Padres amending its lease with the City of San Diego to significantly increase the number of non-baseball events at Petco Park and create a positive economic impact on the City. Greupner also led the negotiations of a new long-term lease and construction of the Padres' Spring Training facility and renovated stadium in Peoria, Arizona. Finally, Greupner's efforts during this time were instrumental in securing the 2016 MLB All-Star Game in San Diego.

Prior to joining the Padres, Greupner worked as a corporate and transactional attorney with the international law firm Gibson, Dunn & Crutcher LLP. While at Gibson Dunn, he advised senior management of public and private companies in general corporate matters, acquirers and targets in mergers and acquisitions transactions, and institutional investors and fund sponsors in the formation and operation of private investment funds.

Prior to his time with Gibson Dunn, Greupner worked in sales management roles with Goldman Sachs & Company and Scudder Weisel Capital, LLC.

Greupner earned his Juris Doctor degree magna cum laude from the University of San Diego School of Law, where he was a member of the Order of the Coif. He served as a judicial intern for the Honorable M. Margaret McKeown, U.S. Court of Appeals, Ninth Circuit.

A native of Minneapolis, MN, Greupner graduated cum laude from Wheaton College, Illinois with a Bachelor of Arts degree in philosophy and communications. During his four years at Wheaton, Greupner was a defensive back and receiver for the Thunder football team. He currently serves on the board of trustees of the Rady Children's Hospital Foundation, MLB's International Committee and the President's Working Group of the Business and Media Board. He and his wife, Laura, have a son, Thomas, and two daughters, Ella, and Kate.





## A.J. PRELLER

PRESIDENT OF BASEBALL OPERATIONS & GENERAL MANAGER

A.J. Preller was promoted to his current position of president of baseball operations and general manager in February 2021. He originally joined the Padres as executive vice president/general manager on August 6, 2014, making him the 5th-longest tenured GM in Major League Baseball.

Under his leadership, the Padres reached the National League Championship Series in 2022, marking the first time the club advanced to the NLCS in 24 years (1998). San Diego defeated the New York Mets, 2-1, in the Wild Card Series and beat their division rival Los Angeles Dodgers, 3-1, in the NLDS before falling to the Philadelphia Phillies, 4-1, in the NLCS. The club ended a 14-year postseason drought in 2020 with a 37-23 (.617) regular season record, their best winning percentage in club history. After finishing the season with the second-best record in the National League, the Padres defeated the St. Louis Cardinals in the NL Wild Card Series, their first postseason series win since 1998 and the first postseason series win at Petco Park.

Over his tenure, Preller has overseen the acquisition of a significant level of talent through various channels. He signed marquee free agents, including Manny Machado, Xander Bogaerts, Eric Hosmer, Ha-Seong Kim, Matt Carpenter and Drew Pomeranz. Across multiple years, he executed trades netting a talent haul of Juan Soto, Fernando Tatis Jr., Yu Darvish, Blake Snell, Joe Musgrove, Josh Hader, Jake Cronenworth, Trent Grisham, Austin Nola, Wil Myers, Mike Clevinger, Sean Manaea, Josh Bell, Brandon Drury, Chris Paddack and Luke Voit. Along with the professional scouting group, Preller mined the waiver wire and minor league free agency to find key bullpen pieces and eventual All-Stars in Kirby Yates and Brad Hand along with Craig Stammen. Under his direction, the amateur scouting department has drafted several consensus top prospects, including MacKenzie Gore, C.J. Abrams, Luis Campusano, Robert Hassell, Ryan Weathers, Jackson Merrill and James Wood, while the international scouting staff signed Adrian Morejon, Luis Patino, Gabriel Arias, Michel Baez, Jorge Ona, Reginald Preciado, Ismael Mena and Tucupita Marcano.

While constructing a winning Major League roster, Preller has also strengthened and preserved the club's farm system, earning a Top 3 ranking from 2019 through 2021. The Padres made history in 2019 with a record-breaking 10 players on MLB Pipeline's Top 100 Prospects list.

Prior to his time in San Diego, Preller served as assistant general manager of the Texas Rangers, overseeing the player development and scouting departments and serving as a key advisor on all player acquisitions. Over 10 years in Texas, Preller was integral to the Rangers' efforts to upgrade the talent level throughout the system, playing an instrumental role in the club's consecutive World Series appearances in 2010-11, as well as in the construction and organization of the Rangers' development program in the Dominican Republic. From 2010-13, he served as a senior director of player personnel, overseeing professional, international and amateur scouting.

Before joining the Rangers, Preller spent three years in the baseball operations department of the Los Angeles Dodgers, working with the professional, amateur and international scouting departments. He also was heavily involved in salary arbitration work for the Dodgers.

A native of Huntington Station, N.Y., Preller graduated Summa Cum Laude from Cornell University in 1999 and was inducted into the South Huntington Hall of Fame in 2012. He began his baseball career with an internship for the Philadelphia Phillies before taking a position with the Arizona Fall League where he worked under Hall of Famer Frank Robinson, whom he later joined at Major League Baseball for two years, aiding Robinson in several areas and working closely with the Labor Relations Department on salary arbitration issues.





## CAROLINE PERRY

CHIEF OPERATING OFFICER/L

Caroline Perry was promoted to her current position of Chief Operating Officer in January 2023. She is the highest-ranking female employee in Padres history and is currently one of only two female COO's in Major League Baseball (other: Marti Wronski, Brewers).

The 2023 season marks Perry's 13th with the Padres after originally joining the club as associate general counsel in April 2011. In her current role, she oversees the Padres' ballpark operations, business strategy and analytics, legal, finance, government affairs and information technology operations.

Perry has been involved in many large-scale projects for the Padres, including the Padres' development project at Tailgate Park, negotiations with the City of San Diego surrounding the All-Star Game and the management of Petco Park and the sale of the team to the current ownership group in 2012.

Prior to joining the Padres, Perry worked as a corporate attorney for Davis Polk & Wardwell LLP in the Bay Area and Cravath Swaine & Moore LLP in New York, where she focused primarily on corporate finance and general corporate matters. Prior to graduating from law school, Perry was an account management associate at BlackRock, the world's largest asset manager.

A native of San Diego, Perry graduated with honors from Stanford University with a Bachelor of Arts degree in Human Biology. Perry earned her law degree from Columbia University, where she was a James Kent scholar and managing editor of the Columbia Business Law Review. She serves on the board of directors of Make-a-Wish, the California Lawyers Foundation and the Association of Corporate Counsel. Perry and her husband, Adam, live in La Jolla with their two daughters, Adeline and Amelia.



## CHRIS CONNOLLY

SENIOR VICE PRESIDENT, CHIEF MARKETING OFFICER

Chris Connolly enters his third season with the Padres and second as senior vice president, chief marketing officer. In his current role, Connolly oversees all aspects of the Padres marketing, content development, advertising, broadcasting, in-game entertainment and fan engagement.

Prior to joining the Padres, Connolly spent 12 years working for The Walt Disney Company in a variety of senior leadership roles throughout his tenure. He led marketing for the Disneyland Resort where he was instrumental in the successful launches of Star Wars Galaxy's Edge in 2019 and the Pixar Fest celebration in 2018. Other notable Disneyland accomplishments included driving merchandise and food revenue to record levels through dedicated social media campaigns and cultivating mutually beneficial partnerships with local hotels, organizations, and corporate partners.

Additionally, Connolly held the title of Senior Vice President of Consumer Marketing for Disney Consumer Products from 2012-16 where he spearheaded the retail, product development and marketing initiatives behind the highly successful Frozen franchise and the popular Disney Princess brand. Upon first joining Disney in 2009, Connolly served as the Senior Vice President of Worldwide Marketing for Walt Disney Studios, which saw him lead the Home Entertainment consumer marketing and creative services teams responsible for Disney, Pixar, ABC, and Disney Channel DVD releases.

A native of Southern California, Connolly has also held the titles of President of the Big Idea Marketing Group, LLC, and Vice President of Worldwide Marketing for Hasbro over his career. The University of California, Los Angeles alum also serves as a guest lecturer at local universities and enjoys mentoring students. He is a Member of the Board of Directors for The Monarch School, a San Diego organization that helps unsheltered students and their families thrive in both school and life. Connolly and his wife Denise, a San Diego native, have two daughters, Olivia and Caroline.



## KEN KAWACHI

SENIOR VICE PRESIDENT, BALLPARK OPERATIONS

Now entering his 29th season with the Padres, Ken Kawachi was promoted to his current role of Senior Vice President, Ballpark Operations, in January 2023. He is responsible for all facility management and event operations at Petco Park, while also overseeing engineering, building maintenance and repairs, cleaning and janitorial services, playing field and exterior landscape maintenance, security and transportation.

Kawachi joined the Padres in 1995 as an intern in the stadium operations department. He was named director of stadium operations in 1999 and director of security & transportation in 2003.

Kawachi earned a Business Administration degree from the University of San Diego in 1995. He resides in the Del Cerro area of San Diego with his wife, Karen. He has three children: daughter Emerson and sons, Everett and Ellis.

Emerson and sons, Everett and Ellis.

**EXECUTIVES**



**TOM SEIDLER**

SENIOR VICE PRESIDENT, COMMUNITY & MILITARY AFFAIRS

Tom Seidler enters his 33rd season in professional baseball, his 11th with the Padres and ninth as senior vice president, community and military affairs, a role in which he oversees the club's community relations and military outreach efforts, as well as Hispanic community engagement. Seidler oversaw the launch of the Padres Volunteer Team, a regional volunteer force created to give back to the greater San Diego area. In nine years, the Volunteer Team has engaged over 7,000 members of the community and provided over 40,000 volunteer hours and \$1,000,000 of value to local non-profits. In 2016, the Padres joined forces with an existing local fundraiser to create Padres Pedal the Cause, the largest local athletic fundraiser in San Diego. Over the last eight years, Padres Pedal the Cause has raised approximately \$20,000,000 for cancer research projects in San Diego.

As President of the Padres Foundation, Seidler has managed the Foundation's 10-fold growth in both fundraising and grants distributed in San Diego and Baja over the past nine years. The largest set of these grants, dubbed 'Padres Thank SD', commemorated the Padres' 50th Anniversary in 2019 and was the biggest single-year charitable initiative for the franchise. During the COVID-19 pandemic in 2020, Seidler oversaw the Padres efforts in support of front-line workers and combating food insecurity. The Padres Foundation has recently expanded diversity and equity outreach, including the introduction of the annual Breaking Barriers Forum, Johnny Ritchey Scholarships, Tony Gwynn Community All Stars and expanded Comunidad Awards.

Prior to joining the Padres, Seidler was an owner/operator of minor league baseball clubs. His final stint was as President of the Visalia Rawhide (California League). Under Seidler's leadership, the Rawhide went from having the lowest attendance among all 120 full-season minor league teams to breaking a 62-year-old attendance record in 2009, the first of four consecutive years of all-time record attendance. Seidler was twice named Executive of the Year in the California League. He previously held management roles with professional baseball teams in Port St. Lucie, Kissimmee, Great Falls, Stockton, and Caracas, Venezuela.

Seidler earned a Bachelor of Arts degree from the University of Notre Dame and a Master of Business Administration from the Owen School at Vanderbilt University. He currently serves on the executive committee and board of directors of the San Diego Regional Economic Development Corporation.



**SERGIO DEL PRADO**

SENIOR VICE PRESIDENT, CORPORATE PARTNERSHIPS

Sergio del Prado enters his ninth season with the Padres after joining the club in June 2015 as vice president corporate partnerships. He was promoted to senior vice president in 2018, a role in which he oversees corporate sponsorship sales and service. During his tenure in San Diego, corporate partnerships has seen revenue growth in each of the last eight seasons (2015-22) reaching all-time highs. del Prado has also worked with partners to enhance fan experience with ballpark destinations and fan amenities such as the Petco Barkyard (sports first pet suites), Lexus Premier Club, Ballast Point Craft Pier, Budweiser Loft, Gallagher Square, Gallagher Chairman's Club, Southwest Airlines Party's at the Park, Callaway's Links at Petco Park, and Toyota Beach. In 2022 under del Prado's leadership, the Padres became the first MLB team to sell a jersey patch (Motorola) and complete partnership deals in Mexico, Brazil and China.

del Prado came to San Diego from Los Angeles, where he spent nine seasons with the Dodgers prior to starting his own sports marketing consulting business, del Prado Group Sports Marketing Consulting. With the Dodgers, del Prado most recently served as vice president, sales, overseeing ticket sales, sponsorship sales and service, Spanish broadcast sales and service and premium sales and service. Prior to joining the Dodgers, del Prado spent two years as general manager of the Los Angeles Galaxy soccer team. Under his watch, the team led Major League Soccer in attendance and sponsorship revenue, while playing for the MLS Cup.

del Prado previously worked as SVP Corporate Marketing with the 1999 Women's World Cup and spent nine years with the Los Angeles Kings of the National Hockey League, ultimately serving as director of marketing and corporate sales and leading the sales efforts that resulted with the Staples Center naming rights deal.

Born in Havana, Cuba, Del Prado earned a Bachelor of Science degree in business administration from California State University, Long Beach. He and his wife, Leslie, have two children: Monica and Eric.



**SARA GREENSPAN**

SENIOR VICE PRESIDENT, PEOPLE & CULTURE

Sara Greenspan was promoted to her current position of Senior Vice President, People & Culture in February 2021. She originally joined the Padres as Director of Human Resources in May 2012. 2023 marks her 12th season as the head of human resources for the Padres. Greenspan is responsible for developing and implementing the overall human capital strategy, including organizational and leadership development, culture development, talent acquisition, DE&I initiatives, compensation, benefits, risk management and labor relations.

Greenspan brings 20 plus years of human resources experience to her role. She has held leadership roles at organizations such as Pepsi Bottling Group, Kyocera America, and Yum Brands! -KFC.

Greenspan serves on the Board of Directors of Boys and Girls Club of Greater San Diego and as an advisor on the USD Employer Advisory Board. She holds a bachelor's degree from Northeastern University in Boston, MA, a Senior Professional in Human Resources (SPHR) and SHRM-SCP certification, a certificate of human resources from U.C. San Diego, and a Lean Six Sigma Green Belt from SDSU. Greenspan and her husband, Mike, reside in Scripps Ranch with their three children: Gavin, Amelia and Stella.



## JACLYN LASH

SENIOR VICE PRESIDENT, SPECIAL EVENTS

Jaclyn Lash was promoted to senior vice president, special events in January 2023 after originally joining the Padres in 2011. Jaclyn and her team have grown the events business at Petco Park and other surrounding properties, including the San Diego Symphony's Shell property. In her current role, Lash oversees all events for the San Diego Padres and Petco Park including concerts, game-day festivals, private events, public events and off-the-field events for the team. The special events department is responsible for generating revenue for the ballpark when it would otherwise sit dormant as well as helping enhance the Petco Park and Padres experience for the community.

Prior to joining the Padres organization, Lash worked as a corporate event planner and spokesperson for various organizations. She began her career in entertainment with the Jimmy Kimmel Live show working in music booking and guest coordination.

Jaclyn is a native San Diegan and a graduate of the University of Southern California where she majored in Business and Cinema-Television. She resides in Point Loma with her husband, Travis, and their children, Gigi and Preston.



## CRAIG HUGHNER

VICE PRESIDENT, COMMUNICATIONS

Craig "CC" Hughner enters his 17th season in Major League Baseball and seventh with the Padres. He was promoted to his current role of vice president, communications in February 2021 after originally joining the Padres in September 2017 as director, communications. In his current role, Hughner oversees the day-to-day operations of the communications department and is responsible for the Padres' PR strategy and execution, including media relations, business communications and baseball communications. He advises ownership, senior executives, coaches and players on all matters relating to the media and public relations.

Prior to joining the Padres, Hughner held various communications positions with other major league clubs, including director, media relations with the Detroit Tigers (2017) and manager, baseball communications with the Philadelphia Phillies (2008-16). He also served as a baseball information intern with the Seattle Mariners (2007). Additionally, Hughner assisted Major League Baseball as a PR representative for the 2010 & 2011 All-Star Games and 2015 National League Championship Series. He began his professional career with Fox Sports in Los Angeles, Calif., where he worked as a production assistant and production coordinator from 2003-06.

Hughner earned his bachelor's degree from Washington State University's Edward R. Murrow School of Communication in 2003 and attended Seattle University's Sports Administration and Leadership graduate program from 2006-07. He is a Southern California native and currently resides in La Mesa, Calif.



## BILL JOHNSTON

VICE PRESIDENT, COMMUNITY RELATIONS

Bill Johnston was promoted to Vice President, Community Relations in March 2021 after serving as Vice President, Sports Programs in 2020. He joined the Padres in June 2017 as Special Advisor to the Executive Chairman. Among his responsibilities, Johnston spearheads the Padres' involvement with San Diego's first responder community as well as the Padres High School Coach of the Year program and the High School All-Star Game & Home Run Derby at Petco Park.

Johnston spent 27 years (1990-2017) serving as director of public relations for the San Diego Chargers. In that role, he was responsible for managing the public image and overall communications strategy for the Chargers, including media relations and all organizational messaging. He was the team's primary liaison with the NFL's broadcast partners as well as local and national media outlets. Johnston originally joined the Chargers as an intern in 1979 and was named public relations

assistant in 1981. He also served as assistant director of public relations (1984-87) and director of community relations (1988-89) during his 38 seasons with the team.

During his career with the Chargers, Johnston oversaw the creation of the Charger Girls in 1990. He resurrected the team's Hall of Fame & Alumni Weekend in 1993. In 1995, he created the team's charitable foundation and implemented many of the organization's community outreach programs, including the Alex Spanos All-Star Classic high school football game, which is currently the longest-running all-star game in California.

Born in La Mesa, Ca., Johnston attended Helix High School and graduated from San Diego State University in 1981 with a bachelor's degree in journalism. Bill and his daughter, Hayley, were named National Fundraisers of the Year in 2013 by the Huntington's Disease Society of America. While serving as president of the HDSA's board of directors, the San Diego Chapter was named the national HDSA Chapter of the Year in 2005 and '07. Johnston has run and raised nearly \$1 million in 17 marathons. Together, his running and the other opportunities he created have led to more than \$4 million raised for the fight against Huntington's disease. Johnston and his late wife, Ramona – who succumbed to HD in 2019 – have a son, Jared, and a daughter, Hayley.

## GREG MASSEY

VICE PRESIDENT, FINANCE

Greg Massey enters his second season with the Padres after spending the previous 23 seasons with the Seattle Mariners, the last five as vice president, finance. As head of the accounting department, Massey works closely with executive management in the oversight of financial operations and oversees the daily accounting and payroll functions, financial planning and forecasting, ownership and tax matters, and all internal and external financial reporting for the Padres.

Massey got his start in Major League Baseball in 1998 after being hired as assistant controller and was promoted to controller in 2004. Prior to joining the Mariners, Greg worked in the public accounting and private business sectors. He also served on the Seattle Aquarium Board of Directors from 2009-15.

A native of San Francisco, Calif., Massey moved to Washington during his teenage years and graduated from Washington State University with a bachelor's degree in business administration with an emphasis in accounting. He also is a Certified Public Accountant (CPA) and resides in San Diego.

## ERIK MEYER

VICE PRESIDENT, BROADCASTING & ENTERTAINMENT

Erik Meyer was promoted to vice president, broadcasting & entertainment in February of 2021. In his current role, he oversees the broadcasting, entertainment, production, and archives departments. Meyer originally joined the Padres in 1995 on a part-time basis when he served as Technical Director/Director of the Jumbotron at Jack Murphy Stadium. He was hired full-time by the Padres in 2003 as the Director of Entertainment & Production, leading his team in the opening of Petco Park. He also oversaw the HD control room conversion, large videoboard/LED ribbon board upgrades in 2015, and the opening of the Padres Hall of Fame at Petco Park in 2016. Prior to joining the Padres full-time, Meyer worked for one year at NBC 7/39 in studio production and spent six years with the advertising division of Cox Media as a producer and commercial production manager.

Meyer brings 27 years of TV production and event presentation to his current role after orchestrating some of the most memorable Padres ceremonies: Tony Gwynn's statue unveil, Trevor Hoffman's number retirement and statue unveil, the memorial services for Mr Padre, Jerry Coleman, and Dick Enberg. A five-time Emmy and 10-time Telly Award winner, Meyer also worked the Finals and Semi-Finals of both World Baseball Classics at Petco Park, two Super Bowls, eight seasons of NFL game day production, and produced various long format golf and magazine style TV programs.

A proud Aztec4Life, he graduated from the honors program, Cum Laude with distinction in his major Radio/Television/Film, from San Diego State University. He resides in South Ocean Beach with his wife Gellie, and their daughters, Lauren (in college) and Sophia.

## DIANA PUETZ

VICE PRESIDENT, PUBLIC AFFAIRS

Diana Puetz was promoted to vice president, public affairs in February 2021 after originally joining the Padres in 2016. In her current role, Puetz oversees government relations, public policy and binational community initiatives for the organization.

Prior to joining the Padres, Puetz worked at a public affairs agency where she managed high profile community outreach and advocacy campaigns for several Fortune 500 companies. She has an extensive background in government, having held key legislative and communications roles at the City of San Diego, City of Oceanside and U.S. Senate. Puetz began her career at the U.S. Department of the Treasury.

Puetz is a 2006 graduate of the University of North Texas where she majored in Economics and Political Science. She is fluent in Spanish and serves on the board of directors for the Downtown

San Diego Partnership, 2-1-1 San Diego and the East Village Association. Diana lives in Point Loma with her husband, Stephen, and their children Sophia and John Parker.



## EDDIE QUINN

VICE PRESIDENT, PARTNERSHIP SERVICES

Eddie Quinn enters his 21st season with the Padres. He was promoted to his current role of vice president, partnership services in February 2021. In his current role, Quinn oversees the service, fulfillment, and retention of all Padres corporate partnerships.

Eddie began with the Padres in a part time capacity in 2003 as a fan programs representative. He worked as a visiting clubhouse attendant and bat boy from 2006 to 2008 before joining the front office as an inside sales rep in October of 2009. He worked in ticket services (2010-12) before moving to the corporate partnership department as manager, partnership services in 2013. In addition to his partnership responsibilities, in 2016 he served as the Padres All-Star Game Coordinator, helping plan and execute all elements of the Major League Baseball All-Star festivities in San Diego. He was promoted to director, partnership services in 2017.

Eddie is a native San Diegan and 2009 graduate of the University of Oregon with a bachelor's degree in Business Administration and a minor in Economics. He resides in Mission Hills with his wife, Katelyn, and their sons, Kip and Tate.

## SCOTT ROBISH

VICE PRESIDENT, BUSINESS STRATEGY & ANALYTICS

Scott Robish enters his fourth season in the role of vice president, business strategy & analytics. He joined the Padres as a Business Analyst in April 2013. In his current role, Robish oversees all business analytics functions for the Padres, including reporting, forecasting, customer database and various analytical projects. He manages the team that collaborates with all areas of business operations to make data-driven decisions.

Robish brings 13 years of experience working in the analytics field. Prior to joining the Padres, he worked in the financial services and consulting industries in Minneapolis, Minn. In those roles, he used data to optimize marketing campaigns, automate reporting processes, and provide analysis on strategic projects.

Robish is a 2009 graduate of St. Cloud State University (Minn.), where he majored in Statistics and Economics. He resides in La Mesa with his wife, Emma, and their daughters, Finley and Paige.

## CURT WAUGH

VICE PRESIDENT, TICKET SALES & MEMBERSHIP SERVICES

Curt Waugh enters his fourth season in the role of vice president, ticket sales and membership services. He joined the Padres in June 2014, overseeing all areas of tickets sales and membership services, including season ticket memberships, group tickets, suites and premium sales.

Prior to his current role, Waugh served as Director of Group Tickets and Hospitality, where he led the club's group and suite sales revenue generation efforts. During that time, the Padres set group and suite revenue and attendance records.

Waugh came to San Diego after spending four years in San Antonio with Spurs Sports and Entertainment, where he was the Manager of Ticket Sales for the Rampage (American Hockey League). He managed all day-to-day operations of season ticket, group ticket and individual game

ticket sales for the club. Prior to his time leading the department, he worked in a selling capacity with the Rampage and Spurs.

A native of Edmond, OK., Waugh graduated from Oklahoma State University, where he majored in marketing. He resides in San Diego with his wife, Allie, and their daughters, Averie, Olivia, Molly and Maggie.





## JOSH STEIN

VICE PRESIDENT, ASSISTANT GENERAL MANAGER

Josh Stein enters his 10th season as assistant general manager after being promoted to the post in December 2013. Stein's primary responsibility is assisting president of baseball operations & general manager A.J. Preller in all areas of baseball operations, including player evaluation, player development, contract negotiations and Major League roster management. He also oversees the Padres' Baseball R&D, Baseball Systems and Sports Science initiatives.

2022 marks Stein's 21st season with the Padres. He first joined the club as a baseball operations intern in the summer of 2003 under General Manager Kevin Towers. He interned through the 2005 season and was named Major League advance scouting coordinator in 2006 working closely with Bruce Bochy, Bud Black and their respective coaching staffs. Following the 2009 season, Stein was named director of baseball operations.

A 2000 graduate of the UC Berkeley with a degree in psychology, Stein continued his academic studies, earning a law degree from the UC Hastings College of Law in 2005. Between college and law school, Stein worked in the tech industry in San Francisco and then traveled and taught English in South America.

Stein and his wife, Laura, reside in San Diego with their daughters, Emma and Jessie.



## FRED UHLMAN JR.

VICE PRESIDENT, ASSISTANT GENERAL MANAGER

A veteran of 38 seasons in professional baseball, Fred Uhlman, Jr. has spent the past 28 years with the San Diego Padres. He was promoted to his current post of vice president/assistant general manager in November 2008.

Uhlman joined the Padres in March 1995 as a special assistant to the general manager, following 10 years in the Baltimore Orioles' scouting and player development departments. He was named assistant general manager the following season, in January 1996.

Uhlman's responsibilities involve assisting president of baseball operations and general manager A.J. Preller in all areas of baseball operations, including evaluation of talent at the Major, minor and amateur levels, player transactions and contract negotiations. Additionally, he works closely with scouting and player development on the day-to-day operations of the Padres' player development

department.

Raised in Georgetown, Texas, Uhlman moved to Baltimore in 1985 and joined the Orioles as a part-time assistant in player development and scouting. He attained full-time status in 1987 and was promoted to assistant to the director of scouting two years later. In 1991, he was named Baltimore's assistant director of scouting.

Uhlman resides in San Diego.

## PETE DEYOUNG

VICE PRESIDENT, PROFESSIONAL SCOUTING

Pete DeYoung enters his 18th season in the Padres organization and his third as vice president, pro scouting. DeYoung originally joined the Padres organization as a baseball operations intern during the 2005 season, mainly handling the advance scouting duties for the club. He spent the 2006-07 seasons as an amateur scout for the Southeast region, and three seasons as the club's assistant to the scouting director from 2008-10. During the 2010 season, DeYoung also served as the West Coast Regional Supervisor, a position he served exclusively in for the next five seasons (2011-15), before being promoted to director, pro scouting.

An infielder, DeYoung played five years (2000-04) in the Independent Northern League with the Adirondack Lumberjacks, New Jersey Jackals, Joliet Jackhammers, and Gary Southshore RailCats where former Padre Garry Templeton served as his manager. He won Northern League titles in 2000 with Adirondack and 2001 with New Jersey and was invited to minor league Spring Training with the Atlanta Braves in 2001.

A native of Chicago, Ill., DeYoung graduated from Brown University where he was a two-time First-Team All-Ivy League performer (1998-99) and a three-time academic All-Ivy. He resides in Carlsbad, Calif. and has two daughters, Addison and Rosie.



## NICK ENNIS

VICE PRESIDENT, BASEBALL OPERATIONS

The 2023 season marks Nick Ennis' 14th with the Padres. He was promoted to his current position of vice president, baseball operations in March 2021 after serving as director of baseball operations for seven seasons (2014-20). Ennis' primary responsibilities include assisting in player acquisitions, roster management, professional scouting and contract negotiations. He is also involved in the club's analytic research initiatives and the application of new technologies throughout the department's activities.

Ennis originally joined the Padres as intern in the summer of 2010 before being promoted to advance scout/baseball operations assistant in 2012. After the 2013 season, Ennis was named manager of baseball operations.

A 2004 graduate of Georgetown University, Ennis worked in the venture capital industry before receiving his Master of Business Administration from Columbia Business School in 2010.

Ennis and his wife, Erin, reside in San Diego with their son, Kieran.



## CHRIS KEMP

VICE PRESIDENT, AMATEUR & INTERNATIONAL SCOUTING

Chris Kemp enters his ninth season with the Padres organization and second as vice president, amateur & international scouting. Kemp originally joined the Padres as director of international scouting in October 2014. He added field coordinator duties to his resume in 2018, leading the on-field development of position players and prior to this year, held the title of vice president, international scouting & field coordinator.

Prior to joining the Padres, Kemp spent the previous five seasons (2010-14) as a scout for the Texas Rangers, covering North Carolina, South Carolina and Eastern Tennessee. He served as an assistant coach at Spartanburg Methodist College from 2008-09, helping guide the Pioneers to the JUCO World Series in 2009.

Kemp played two professional seasons after signing with the Rangers as an undrafted free agent in 2006, hitting .243 with 15 doubles, nine home runs and 51 RBI in 115 games. He played collegiately at the University of Tennessee, where he graduated with a bachelors degree in psychology. A Stone Mountain, Ga. native, Kemp resides in San Diego.





# MANAGER & STAFF





# BOB MELVIN

MANAGER

<b>Full Name</b>	Robert Paul Melvin
<b>Date of Birth</b>	October 28, 1961 in Palo Alto, California
<b>Opening Day Age</b>	61
<b>Named as Manager</b>	November 1, 2021
<b>Position as a Player</b>	Catcher
<b>MLB Managerial Career</b>	Seattle Mariners (2003-04), Arizona Diamondbacks (2005-09), Oakland Athletics (2011-2021), San Diego Padres (2022-present)

## COACHING CAREER

- Enters his second year with the Padres organization as the 22nd manager in franchise history after being named to the position on November 1, 2021.
- Over 19 seasons managing in Major League Baseball, Melvin entered 2023 with a .516 (1,435-1,345) winning percentage in 2,780 games between the Seattle Mariners (2003-04), Arizona Diamondbacks (2005-09), Oakland Athletics (2011-21), and San Diego Padres (2022), including a .528 (853-764) mark over his 11 seasons with the A's.
- The three-time Manager of the Year (2007 NL Manager of the Year with ARI, 2012 & 2018 AL Manager of the Year w/ OAK) has led his clubs to eight Postseason appearances and four division titles, including the Padres' first NLCS appearance since 1998 and first ever at Petco Park in his first season at the helm in SD in 2022.

## ACCOLADES

World Series Champion (2001, ARI)

3x Manager of the Year (2018 & '12 w/ OAK, '07 w/ ARI)

- Among active Major League managers entering the 2023 campaign, only Dusty Baker (2,093), Terry Francona (1,874) and Buck Showalter (1,652) have more wins...Melvin's six Postseason appearances with the A's (2012-14, 18-20) were the most by a manager in Oakland history and trail only Connie Mack, who had eight World Series appearances, in Athletics history.
- Prior to being named Oakland's manager, Melvin served as a special baseball advisor to D-Backs President & CEO Derrick Hall in 2011, as well as a professional scout for the New York Mets in 2010.



MANAGER & STAFF

BOB MELVIN MANAGERIAL RECORDS

Managerial Year	Year	Age	Tm	W	L	W-L%	G	Division Finish	Postseason W-L	Postseason%	Ejections
1	2003	41	SEA	93	69	.574	162	2	--	--	3
2	2004	42	SEA	63	99	.389	162	4	--	--	4
3	2005	43	ARI	77	85	.475	162	2	--	--	5
4	2006	44	ARI	76	86	.469	162	4	--	--	5
5	2007	45	ARI	90	72	.556	162	1	3-4	.429	3
6	2008	46	ARI	82	80	.506	162	2	--	--	2
7	2009	47	ARI	12	17	.414	29	4	--	--	0
8	2011	49	OAK	47	52	.475	99	3	--	--	1
9	2012	50	OAK	94	68	.580	162	1	2-3	.400	3
10	2013	51	OAK	96	66	.593	162	1	2-3	.400	4
11	2014	52	OAK	88	74	.543	162	2	0-1	.000	3
12	2015	53	OAK	68	94	.420	162	5	--	--	3
13	2016	54	OAK	69	93	.426	162	5	--	--	1
14	2017	55	OAK	75	87	.463	162	5	--	--	2
15	2018	56	OAK	97	65	.599	162	2	0-1	.000	2
16	2019	57	OAK	97	65	.599	162	2	0-1	.000	3
17	2020	58	OAK	36	24	.600	60	1	3-4	.429	0
18	2021	59	OAK	86	76	.531	162	3	--	--	6
19	2022	60	SD	89	73	.549	162	2	6-6	.500	4
SEA (2 years)				156	168	.481	324		0-0		7
ARI (5 years)				337	340	.498	677		3-4	.429	15
OAK (11 years)				853	764	.528	1617		7-13	.350	28
Total (19 years)				1435	1345	.516	2780		16-23	.410	54

PLAYING CAREER

- A 10-year Major League veteran, Melvin posted a .233 batting average with 35 home runs and 212 RBI in 692 career games between the Detroit Tigers (1985), San Francisco Giants (1986-88), Baltimore Orioles (1989-91), Kansas City Royals (1992), Boston Red Sox (1993), New York Yankees (1994) and Chicago White Sox (1994).
- The former catcher was originally selected by Detroit in the 1st round (2nd pick) of the 1981 MLB January secondary phase draft.

PERSONAL

- Graduated from Menlo-Atherton High School (Ca.) in 1979 and later attended and played baseball at the University of California, Berkeley and Cañada College (Ca.).
- He and his wife, Kelley, have a daughter, Alexi, who is a graduate of the prestigious Lee Strasberg Theater & Film Institute in New York.

BOB MELVIN MLB CATCHING

Season	Team	PCT	G	GS	INN	TC	PO	A	E	DP	PB	SB	CS	SB%
1985	DET	.989	41	25	233.1	189	175	12	2	1	1	19	6	.760
1986	SF	.988	84	77	640.2	503	440	57	6	7	2	66	43	.606
1987	SF	.998	78	60	561.1	449	403	45	1	7	4	48	36	.571
1988	SF	.984	89	74	655.2	444	409	28	7	3	5	46	18	.719
1989	BAL	.991	75	72	631.0	327	302	22	3	1	1	50	20	.714
1990	BAL	.997	76	70	633.2	389	363	25	1	2	1	44	19	.698
1991	BAL	.998	72	67	580.2	415	383	31	1	8	3	48	19	.716
1992	KC	1.000	21	16	144.0	84	77	7	0	2	2	14	6	.700
1993	BOS	.994	76	50	459.0	324	304	18	2	4	5	31	8	.795
1994	CWS	1.000	11	6	54.1	48	48	0	0	0	0	8	0	1.000
1994	NYG	1.000	4	1	16.0	9	9	0	0	0	1	2	1	.667
1994	2 Teams	1.000	15	7	70.1	57	57	0	0	0	1	10	1	.909
Career 7 Teams		.993	627	518	4609.2	3181	2913	245	23	35	25	376	176	.681



*"It's all about winning at this point. When you have a roster like that and have the people that give you the resources and backing to do it. I don't know if there's a better destination in baseball... I'm a lucky man."*

**Bob Melvin in his introductory press conference after being named the Padres' 22nd manager in franchise history on November 1, 2021.**

**BOB MELVIN CAREER BATTING**

Season	Team	League	AVG	G	AB	R	H	2B	3B	HR	RBI	BB	SO	SB	CS	OBP	SLG	OPS	PA	HBP	SAC	SF	GIDP
1985	DET	MLB	.220	41	82	10	18	4	1	0	4	3	21	0	0	.247	.293	.540	87	0	2	0	1
1986	SF	MLB	.224	89	268	24	60	14	2	5	25	15	69	3	2	.262	.347	.609	289	0	3	3	7
1987	SF	MLB	.199	84	246	31	49	8	0	11	31	17	44	0	4	.249	.366	.615	265	0	0	2	7
1988	SF	MLB	.234	92	273	23	64	13	1	8	27	13	46	0	2	.268	.377	.645	288	0	1	1	5
1989	BAL	MLB	.241	85	278	22	67	10	1	1	32	15	53	1	4	.279	.295	.574	301	0	7	1	10
1990	BAL	MLB	.243	93	301	30	73	14	1	5	37	11	53	0	1	.267	.346	.613	318	0	3	3	8
1991	BAL	MLB	.250	79	228	11	57	10	0	1	23	11	46	0	0	.279	.307	.586	245	0	1	5	5
1992	KC	MLB	.314	32	70	5	22	5	0	0	6	5	13	0	0	.351	.386	.737	77	0	0	2	3
1993	BOS	MLB	.222	77	176	13	39	7	0	3	23	7	44	0	0	.251	.313	.564	190	1	3	3	2
1994	COL	AAA	.274	17	62	5	17	5	0	1	15	1	9	0	0	.286	.403	.689	63	0	0	0	1
1994	CWS	MLB	.158	11	19	3	3	0	0	0	1	1	4	0	0	.200	.158	.358	21	0	1	0	1
1994	NYN	MLB	.286	9	14	2	4	0	0	1	3	0	3	0	0	.286	.500	.786	14	0	0	0	1
1994	2 Teams	MLB	.212	20	33	5	7	0	0	1	4	1	7	0	0	.235	.303	.538	35	0	1	0	2
<b>Career</b>		MLB	.233	692	1955	174	456	85	6	35	212	98	396	4	13	.268	.337	.605	2095	1	21	20	50
<b>Career</b>		Minors	.291	57	203	23	59	15	0	4	28	12	34	0	0	.333	.424	.757	216	1	0	0	8

# OSCAR BERNARD

85



ASSISTANT HITTING COACH

<b>Full Name</b>	Oscar Bernard
<b>Date of Birth</b>	June 27, 1983 in San Pedro de Macoris, Dominican Republic
<b>Opening Day Age</b>	39
<b>Named to Staff</b>	February 3, 2023
<b>Position as a Player</b>	Infielder
<b>MLB Coaching Career</b>	Assistant Hitting Coach (2023-present, SD)

## COACHING CAREER

- Bernard joins the Major League coaching staff as assistant hitting coach in his eighth season in the Padres organization, having spent the last seven seasons as the club's minor league hitting coordinator.
- Originally joined the Padres in 2016 as hitting coach for the Tri-City Dust Devils after spending the previous three seasons with the Chicago Cubs organization, most recently as hitting coach for Rookie-Level Mesa in 2015.
- He served as hitting coach for the Cubs' Dominican Republic League affiliate in 2013-14 and spent the 2008-12 seasons as a coach in the Texas Rangers organization...the San Pedro de Macoris, Dominican Republic native originally signed with the Cubs as a non-drafted free agent in April 2001 and spent five seasons as a position player ('01-05) and two as a pitcher ('06-07).

## PLAYING CAREER

- Signed by the Cubs as a non-drafted free agent in April 2001, he spent five seasons playing professional as a position player in the Cubs system (2001-05) and two as a pitcher (2006-07).

## PERSONAL

- He and his wife, Yafreici, have three children: Osmeiry, Samantha and Osaairy





MANAGER & STAFF

# RYAN CHRISTENSON

20

ASSOCIATE MANAGER

<b>Full Name</b>	Ryan Alan Christenson
<b>Date of Birth</b>	March 28, 1974 in Redlands, California
<b>Opening Day Age</b>	48
<b>Named to Staff</b>	December 20, 2021
<b>Position as a Player</b>	Outfielder
<b>MLB Coaching Career</b>	Bench Coach (2018-21, OAK); Bench Coach (2022, SD); Associate Manager (2023-present, SD)
<b>Pronunciation</b>	CRISS-ten-SON



## COACHING CAREER

- Christenson (pronounced: CRISS-ten-SON) enters his second season with the Padres after spending the previous 16 seasons with the Oakland Athletics...prior to his tenure in San Diego, he was most recently Bob Melvin's bench coach from 2018-21 with the A's...he was named Padres' bench coach on December 20, 2021 for the 2022 season, and on February 3, 2023, he was named associate manager.
- Prior to his promotion to the Major League staff in Oakland, the Redlands, Calif. native spent five seasons managing in the Athletics farm system...after Single-A stints at Beloit in 2013 and Stockton in 2014, he guided Double-A Midland to back-to-back Texas League Championships in 2015 and 2016.
- Christenson served as manager at Triple-A Nashville in 2017 and also manned the third base coaching box for team USA in the 2017 All-Star Futures Game...his teams had a 391-307 (.560) record in five seasons.

## PLAYING CAREER

- The former outfielder played parts of six seasons in the Majors with Oakland (1998-2001), Arizona (2001), Milwaukee (2002) and Texas (2003) and was a .222 hitter with 16 home runs and 102 RBI in 452 games.

- His best season came in his rookie campaign in 1998 when he hit .257 with five home runs and 40 RBI, all career highs. Christenson batted .237 in 351 games in his four seasons with the A's and was a member of the 2000 American League West champions.
- His playing career concluded at Triple-A Albuquerque in the Marlins farm system in 2004.
- He was originally selected by the A's in the 10th round of the 1995 First-Year Player Draft out of Pepperdine University after earning West Coast Conference Player of the Year honors in his final season with the Waves, leading the league with a .376 batting average.

## PERSONAL

- He resides in Scottsdale, Ariz., with his wife, Micki, and children, Cassidy and Cameron.
- He famously pens the Padres' lineup on the board in the Clubhouse in calligraphy...when he was young, his grandmother gave him a calligraphy pen, and he practiced as a child...according to Ryan, his normal handwriting is terrible, and he only uses calligraphy for writing out lineups.



# SCOTT COOLBAUGH

47



**ASSISTANT HITTING COACH**

<b>Full Name</b>	Scott Robert Coolbaugh
<b>Date of Birth</b>	June 13, 1966 in Binghamton, New York
<b>Opening Day Age</b>	56
<b>Named to Staff</b>	February 3, 2023
<b>Position as a Player</b>	Infielder
<b>MLB Coaching Career</b>	Hitting Coach (2011-12, TEX); Hitting Coach (2015-18, BAL); Assistant Hitting Coach (2020, CWS); Hitting Coach (2021-22, DET); Assistant Hitting Coach (2023-present, SD)

## COACHING CAREER

- Coolbaugh joins the Padres as assistant hitting coach for the 2023 season in what will be his 22nd year of experience as a professional hitting coach.
- He spent the past two seasons as hitting coach for the Detroit Tigers after serving as the assistant hitting coach for the Chicago White Sox during the 2020 season.
- Spent 2019 with Triple-A Oklahoma City of the Los Angeles' Dodgers system as hitting coach after serving as Major League hitting coach for the Baltimore Orioles from 2015-18.
- Served eight seasons (2007-14) in the Rangers' organization as a hitting instructor, including time as the Major League hitting coach from June 2011 through the end of 2012.
- Prior to joining Texas' Major League staff, he worked as a hitting coach in the club's Minor League system from 2007-11, including time with Double-A Frisco ('07-08), Triple-A Oklahoma City ('09-10) and Triple-A Round Rock ('11 & '13).
- He began his coaching career in the Arizona system from 1999-2004.

## PLAYING CAREER

- Played parts of four Major League seasons as a third baseman between Texas ('89-90), San Diego ('91) and St. Louis ('94)... posted a combined .215/.281/.310 slash line with eight homers and 41 RBI over 167 career games.
- He was originally drafted by the Rangers in the third round of the 1987 First-Year Player Draft out of the University of Texas, where he was an All-American with the Longhorns, hitting .361 with 15 home runs as a junior in '87, while his .351 career batting average ranks as the 13th-highest in school history.

## PERSONAL

- Married to Susan and the couple have two children: daughter Chandler and son Tyler...Scott and his wife reside in Colleyville, Texas.
- Serves on the Board of Directors for Diamond Dreams, a non-profit organization that honors the memory of his brother, Mike, by promoting safety in the game of baseball and providing support to members of the baseball community in need...Mike Coolbaugh died after being hit by a line drive while coaching first base for the Tulsa Drillers in July of 2007.



MANAGER & STAFF

# BRIAN ESPOSITO

82

CATCHING COACH

<b>Full Name</b>	Brian James Esposito
<b>Date of Birth</b>	February 24, 1979 in Staten Island, New York
<b>Opening Day Age</b>	44
<b>Named to Staff</b>	February 3, 2023
<b>Position as a Player</b>	Catcher
<b>MLB Coaching Career</b>	Catching Coach (2023-present, SD)



## COACHING CAREER

- Esposito joins the Major League coaching staff as catching coach for 2023 in his second season in the organization... joined the Padres in 2022 as manager of Single-A Fort Wayne.
- Prior to the Padres, he spent the previous nine seasons (2013-21) in the Pittsburgh Pirates organization, most recently as manager for Triple-A Indianapolis from 2018-19 and '21, while spending '20 at the Pirates Alternate Training site in Altoona, Pa.
- He spent two years (2015-16) as manager for Single-A West Virginia, highlighted by a club-record 87 wins in '15, after managing Single-A Jamestown in 2014 and serving as a player/coach in the Pirates farm system in 2013.

## PLAYING CAREER

- He was originally selected by the Boston Red Sox in the fifth round of the 2000 First-Year Player Draft and played 13 seasons in the minor league systems of Boston, Anaheim,

Texas, St. Louis, Colorado, Houston and Chicago (NL).

- He made 688 minor league appearances as catcher, 22 as a pitcher, 14 at first base and one each at third base and in left field. He made his Major League debut as a defensive replacement behind the plate with St. Louis on June 2, 2007 and made two appearances with the Astros in 2009.
- He played collegiate ball at the University of Connecticut, where he was voted team MVP in 1999.

## PERSONAL

- Resides in Port St. Lucie, Florida.





# RYAN FLAHERTY

BENCH COACH/OFFENSIVE COORDINATOR

<b>Full Name</b>	Ryan Edward Flaherty
<b>Date of Birth</b>	July 27, 1986 in Portland, Maine
<b>Opening Day Age</b>	36
<b>Named to Staff</b>	December 5, 2019
<b>Position as a Player</b>	Infielder
<b>MLB Coaching Career</b>	Major League Advance Scout/Development Coach (2020-21, SD); Quality Control Coach (2022, SD), Bench Coach/Offensive Coordinator (2023-present, SD)
<b>Pronunciation</b>	FLAIR-ety

## COACHING CAREER

- Enters his 4th season with the Padres organization and his first as bench coach/offensive coordinator.
- Originally joined the Padres staff as a Major League advance scout/development coach from 2020-21 before serving as quality control coach in 2022.

## PLAYING CAREER

- Enjoyed an 8-year MLB playing career with the Baltimore Orioles (2012-17), Atlanta Braves (2018) and Cleveland Indians (2019).
- Played in 547 games (360 starts) and made appearances at 2B (195), 3B (171), SS (72), 1B (35), RF (30), LF (13) and DH (5).
- Hit .215 (284-for-1324) with 52 2B, 5 3B, 37 HR, 142 RBI and 152 runs scored...played in 13 Postseason games and hit .265 (9-for-34) with 2 HR, 5 RBI and 5 runs scored.

## PERSONAL

- Married to Ashley, and the couple has a daughter, Jade, and a son, Junior...they reside in Parkland, Florida.
- Attended Vanderbilt University where he was a Second-Team All-America selection by the American Baseball Coaches Association and Rivals.com in 2007.
- Drafted by the Chicago Cubs in the first round (41st overall) of the 2008 First-Year Player Draft.
- Graduated from Deering High School (ME), where he played quarterback on the 2003 Deering Class-A State Champions (13-0).
- Is the oldest son of Ed Flaherty, a longtime baseball coach at the University of Southern Maine.
- Brother-in-law of Nick Markakis.



## MANAGER &amp; STAFF

## BEN FRITZ

53

## BULLPEN COACH

Full Name	Benjamin Scott Fritz
Date of Birth	March 29, 1981 in San Jose, California
Opening Day Age	42
Named to Staff	December 5, 2019
Position as a Player	Right-Handed Pitcher
MLB Coaching Career	Bullpen Coach (2020-present, SD); Interim Pitching Coach (2021, SD)



## COACHING CAREER

- Enters his 9th season with the Padres organization and 4th on the Major League coaching staff as bullpen coach.
- He assumed the role of pitching coach in August 2021 through the end of the season following the dismissal of Larry Rothschild.
- Served as field coordinator of Arizona/rehab in 2018-19 after managing Single-A Tri-City in 2017...spent the 2015-16 seasons with the club's Rookie-Level affiliate in Peoria.

## PLAYING CAREER

- Selected in the 1st-round (30th overall) of the 2002 First-Year Player Draft by the Oakland Athletics and pitched 7 professional seasons between the A's (2002-07) and Detroit Tigers (2009) organizations, as well as part of 3 seasons with the Lancaster Barnstormers of the independent Atlantic League (2008-10).
- Underwent Tommy John surgery in 2004.

- Selected by DET in the minor league phase of the 2007 Rule 5 Draft.
- Posted a career record of 45-61 with a 4.75 ERA in 192 minor league games (187 starts).
- Played collegiately at Fresno State, where he was the Western Athletic Conference Pitcher of the Year and a second-team All-American selection in 2001.

## PERSONAL

- Native of San Jose, Calif. and resides in Phoenix, Ariz.
- Featured in Michael Lewis' book Moneyball as one of the 20 players who Oakland A's General Manager Billy Beane would draft in a perfect world, if money were no object and other teams weren't drafting.



## DAVID MACIAS

FIRST BASE COACH &amp; OUTFIELD INSTRUCTOR

<b>Full Name</b>	David Gustavo Macias
<b>Date of Birth</b>	March 7, 1986 in Woodlands, Texas
<b>Opening Day Age</b>	36
<b>Named to Staff</b>	December 20, 2021
<b>Position as a Player</b>	Infielder/Outfielder
<b>MLB Coaching Career</b>	First Base Coach & Outfield Instructor (2022-present, SD)
<b>Pronunciation</b>	muh-SEE-us

## COACHING CAREER

- Enter his second season with the Padres as first base coach and outfield instructor after joining East Carolina University as an assistant coach in July 2021.
- He spent the previous four seasons coaching at Vanderbilt University under Tim Corbin, helping the Commodores to a pair of College World Series Finals, including the 2019 National Championship. Vanderbilt posted single-season records in 2019 in home runs (100), RBI (541), walks (339) and runs scored (578) en route to a SEC-record 59 wins and their second College World Series title.
- He was with the Seattle Mariners organization from 2016-17, serving as the coordinator of international player programs in 2016 and '17 before taking over as manager for Single-A Clinton midway through the 2017 Midwest League season.
- Macias' first stint on the Commodores coaching staff came across the 2014-15 seasons, serving as a volunteer assistant in their national runner-up campaign in 2015, and as strength coach in 2014 when they won their first national championship.
- He spent the 2012 and '13 seasons as a player development/international scouting assistant with the Chicago Cubs, the

club that drafted him in the 19th round of the 2008 First-Year Player Draft out of Vanderbilt.

## PLAYING CAREER

- Played in 357 games in the Chicago Cubs' minor league system from 2008-11, batting .235 (271-for-1154) with 39 doubles, five triples, five home runs, 106 RBI and 150 runs scored.

## PERSONAL

- Macias played at Vanderbilt from 2005-08. During his senior season, he was named first team All-SEC and second team All-South Region/All-District 3, and garnered the Jeff Peeples Most Valuable Teammate award. His 96 hits during the campaign are tied for fifth-most on Vanderbilt's single-season list. Macias is also among Vanderbilt's all-time leaders in at-bats (9th, 784) and hits (10th, 255).
- He graduated from Vanderbilt with a bachelor's degree in sociology. He and his wife, Pam, have two sons, Manny and Javier.



MANAGER & STAFF

54

RUBEN NIEBLA

PITCHING COACH

Full Name	Ruben Niebla
Date of Birth	December 19, 1971 in Calexico, California
Opening Day Age	50
Named to Staff	December 20, 2021
Position as a Player	Left-Handed Pitcher
MLB Coaching Career	Major League Staff Assistant (2010, CLE); Assistant Major League Pitching Coach (2020-21, CLE); Major League Pitching Coach (2022-present, SD)
Pronunciation	knee-AYE-bla



COACHING CAREER

- Enters his second season with the Padres as pitching coach after spending the previous 21 years with Cleveland's organization...he spent his final two seasons (2020-21) with Cleveland as assistant Major League pitching coach after serving as the club's minor league pitching coordinator from 2013-19.
- He was a Major League staff assistant for Cleveland in 2010 prior to serving as pitching coach for the Triple-A Columbus Clippers from 2011-12.
- He held the role of pitching coach for Team Mexico in the WSBC Premier12 event in Mexico and Tokyo in November 2019, helping guide the Mexican team to a 2020 Olympic berth the first time in its history.
- He served as the pitching coach for the Mexican National Team in 2015 and has spent several seasons instructing in the Mexican Winter League for Águilas de Mexicali.

PLAYING CAREER

- His professional career began in the independent Atlantic

Coast League, Western League and Texas-Louisiana League from 1995-97.

- He signed with the Montreal Expos as a free agent in 1998 and split 1998-2000 pitching in the Expos and Los Angeles Dodgers organizations, reaching the Triple-A level in Ottawa and Albuquerque.
- He wrapped up his playing career in 2000 in the Western League, making a total of 122 career minor league appearances (one start) with a 4.49 ERA in 122 appearances (89 ER, 178.IP).

PERSONAL

- His wife, Stephanie, is the softball coach and a physical education teacher at Southwest High School in El Centro, Calif...the couple have a daughter, Jaelyn, and a son, Jorhden...Jaelyn attends San Diego State.
- He graduated from Azusa Pacific University in 1997 with a degree in Kinesiology and Physical Education...was a two-time All-American in 1994 and 1995 at Azusa Pacific.
- Graduated from Calexico High School in the Imperial Valley located just outside of San Diego.





# BRYAN PRICE

SENIOR ADVISOR TO THE MAJOR LEAGUE COACHING STAFF

<b>Full Name</b>	Bryan Roberts Price
<b>Date of Birth</b>	June 22, 1962 in San Francisco, California
<b>Opening Day Age</b>	60
<b>Named to Staff</b>	December 20, 2021
<b>Position as a Player</b>	Left-Handed Pitcher
<b>MLB Coaching Career</b>	Pitching Coach (2000-05, SEA); Pitching Coach (2006-09, ARI); Pitching Coach (2010-13, CIN); Manager (2014-18, CIN); Pitching Coach (2020, PHI); Senior Advisor to ML Coaching Staff (2022-present; SD)

## COACHING CAREER

- Returns to the Padres for his second season as senior advisor to the Major League staff after a coaching career that spanned the past three decades, including manager of the Cincinnati Reds from 2014-18, and pitching coach for the Seattle Mariners (2000-05), Arizona Diamondbacks (2006-09), Reds (2010-13) and Philadelphia Phillies (2020).
- Price worked under Bob Melvin for six seasons in Seattle (2003-04) and Arizona (2006-09) and won Major League Coach of the Year honors from *Baseball America* in 2007 after the D-backs' pitching staff posted a 4.13 ERA (fourth-best in the National League) and reached the NL Championship Series.
- He spent 11 years in Seattle's player development system as both the pitching coordinator (1998-89) and pitching coach for Memphis (1997), Port City (1996), Everett (1995), Bellingham (1992 & 94), Riverside (1993), Peninsula (1991), and the rookie-level Arizona League team (1989-90).

## PLAYING CAREER

- Selected by MIN in the 21st round of the June 1980 draft and by BAL in the 7th round of the June 1983 draft, but did not sign. Signed with CAL after he was selected in the 8th round of the June 1984 draft.
- Prior to the 1987 season, had left elbow surgery and was released at the end of spring training.
- Signed by SEA as a free agent and pitched for 2 more seasons.

## PERSONAL

- He and his wife, Judy, have one daughter, Amber.
- Pitched at Berkeley, where he was an All-Pac-10 Second-Team selection 3 times, club MVP in 1983 and team captain as a senior in 1984...is still the school's all-time leader in innings pitched (374.2, 1981-84), and is enshrined in Cal's Hall of Fame and in the Marin County Athletic Hall of Fame.
- Is featured in the book *Guiding Lights* under the chapter "Life-changing teachers and mentors."







# MIKE SHILDT

SENIOR ADVISOR TO PLAYER DEVELOPMENT & MAJOR LEAGUES

<b>Full Name</b>	Mike Timothy Shildt
<b>Date of Birth</b>	August 9, 1968 in Charlotte, North Carolina
<b>Opening Day Age</b>	54
<b>Named to Staff</b>	December 20, 2021
<b>MLB Coaching Career</b>	Third Base Coach/Quality Control Coach (2017, STL); Bench Coach/Interim Manager (2018, STL); Manager (2018-21, STL); Player Development Consultant/Interim Third Base Coach (2022); Senior Advisor to Player Development & Major Leagues (2023-present, SD)
<b>Pronunciation</b>	SHILT

## COACHING CAREER

- Returns for his second season with the Padres, serving as senior advisor to player development & Major Leagues in 2023 after spending 2022 as player development consultant.
- The Charlotte, N.C. native spent four seasons (three full seasons) from 2018-21 as manager of the St. Louis Cardinals, leading St. Louis to three consecutive Postseason berths from 2019-21..he compiled a 252-199 (.559) managerial record, highlighted by 17 consecutive wins in September 2021, the longest streak in franchise history and the longest in the National League since the 1935 Chicago Cubs.
- Shildt was voted NL Manager of The Year in 2019 by the Baseball Writers' Association of America, joining Hall of Fame managers Whitey Herzog (1985) and Tony La Russa (2002) as the only Cardinals managers to have won the award...he is also the only MLB Manager of the Year to have never played professionally.
- He joined the Cardinals' Major League staff in 2017 and served as third base coach, quality control coach, bench coach and interim manager before being named manager on August 28, 2018.
- He originally joined the Cardinals' organization in 2004 as an

area scout and held a variety of roles in their minor league system before logging eight seasons as a manager.

- He compiled a minor league managerial record of 471-432 (.522), winning league championships in each of his three career Postseason appearances.
- Prior to joining the Cardinals, from 1999-2003, Shildt was an associate scout for the MLB Scouting Bureau and was head varsity coach at West Charlotte High School from 1994-96. Shildt has five years of collegiate coaching under his belt, working as the hitting coach and recruiting coordinator at both UNC-Charlotte and UNC-Asheville.


## PLAYING CAREER

- Is a 1991 graduate of UNC-Asheville with a degree in business and was a three-year letter winner on the Bulldogs baseball team

## PERSONAL

- Shildt and his wife, Michelle, were married on March 6, 2020 in Jupiter, Fla...they have 2 daughters.





# MATT WILLIAMS

THIRD BASE COACH & INFIELD INSTRUCTOR

<b>Full Name</b>	Matthew Derrick Williams
<b>Date of Birth</b>	November 28, 1965 in Bishop, California
<b>Opening Day Age</b>	57
<b>Named to Staff</b>	December 20, 2021
<b>Position as a Player</b>	Infielder
<b>MLB Coaching Career</b>	First Base Coach (2010, ARI); Third Base Coach (2011-13 & 16, ARI); Manager (2014-15, WSH); Third Base Coach (2018-19, OAK); Third Base Coach (2022-present; SD)

## COACHING CAREER

- Returns to the Padres as third base coach in his second season with the organization.
- Spent 2020-21 as manager of the Kia Tigers of the Korean Baseball Organization.
- 2023 will mark his 11th season on a Major League coaching staff, most recently serving as Bob Melvin's third base coach for the Athletics from 2018-19 prior to joining the Padres.
- Williams managed the Washington Nationals from 2014-15, earning 2014 National League Manager of the Year honors, and was also on the Diamondbacks Major League staff as first base coach in 2010 and third base coach from 2011-13 and 2016.

## PLAYING CAREER

- Was selected by the Giants with the third overall pick in the 1986 June Draft out of the University of Nevada Las Vegas and enjoyed a 17-year MLB playing career with San Francisco (1987-96), Cleveland (1997) and Arizona (1998-2003).
- A .268 career hitter with 378 home runs and 1,218 RBI in 1,866 games, the five-time All-Star (1990, '94-96, '99) also won four Gold Gloves (1991, '93-94, '97) and four Louisville Silver Slugger Awards (1990, '93-94, '97) at third base.
- He made his Major League debut the following season at the age of 21 and led the NL with 122 RBI in his first full season in 1990.

- Finished second in NL Most Valuable Player voting in the strike-shortened 1994 season after batting .267 with a league-leading 43 home runs along with 96 RBI in 112 games.
- He was traded to Cleveland following the 1996 season and was dealt to Arizona following the 1997 season. His best season with the Diamondbacks came in 1999 when he hit .303 with 35 home runs and a career-high 142 RBI in 154 games.

## PERSONAL

- He and his wife, Erika, reside in Scottsdale and have four children: Alysha, Jacob, Madison and Rachael. His son Jacob was selected by Arizona in the 49th round of the 2011 First-Year Player Draft.
- Following his playing career, Williams was a member of the Diamondbacks broadcast team from 2005-09, serving as a color analyst on select broadcasts on FOX Sports Arizona and Arizona Sports 620.
- He also had a 33-game stint as interim manager with Mobile of the Southern League in 2007 and guided Salt River to the Arizona Fall League Eastern Division titles in 2012.
- Williams returned to television in 2017 as a pregame and postgame analyst for NBC Sports Bay Area on Giants broadcasts.



MANAGER & STAFF

# HEBERTO ANDRADE

86

BULLPEN CATCHER & COACHING ASSISTANT

<b>Full Name</b>	Heberto Andrade
<b>Date of Birth</b>	December 20, 1966 in Coquivacoa, Venezuela
<b>Opening Day Age</b>	56
<b>Named to Staff</b>	December 20, 2021
<b>Position as a Player</b>	Catcher
<b>MLB Coaching Career</b>	Major League Coaching Assistant (2019-21, PIT); Bullpen Catcher (2003-2018, PIT) Major League Coaching Assistant/Bullpen Catcher (2022-present, SD)



## COACHING CAREER

- Returns to the Padres for his second season as Major League coaching assistant/bullpen catcher after 18 years with the Pittsburgh Pirates...served as a Major League coaching assistant with PIT from 2019-21 after spending the previous 15 years as a bullpen catcher.
- He served the Oakland Athletics as an area scout in 1996 and in the same capacity with the Phillies from 1998 to 2002.
- In addition to his duties with the Pirates, Heberto spent 25 years as a coach and catching instructor during the Venezuelan Winter League...he also participated in the Caribbean World Series four times as a player and once as a coach. A
- Andrade was also an assistant catching instructor and Pitching Coach for the Victoria Capitals in 2003; an independent league team located in Victoria, BC, Canada.
- Herbie was one of two catchers used in the 2006 All-Star Game Home Run Derby, which was held at PNC Park in Pittsburgh on July 10.

## PLAYING CAREER

- Spent three years (1986-88) as a catcher in the Cubs farm system and also played professional baseball in Venezuela, Italy and Colombia before retiring as a player in 1996.

## PERSONAL

- Andrade and his wife, Maria, reside in Westin, Fl. and have four daughters; Heberith, Maria Jesus, Maria Jose, and Mariangel, along with two grandsons, Andres and Ivan Mathias.



MANAGER & STAFF

**PETER SUMMERVILLE**

83



MAJOR LEAGUE GAME PLANNING & COACHING ASSISTANT

<b>Full Name</b>	Peter Summerville
<b>Date of Birth</b>	January 10, 1992 in Seattle, Washington
<b>Opening Day Age</b>	31
<b>Named to Staff</b>	2019
<b>Position as a Player</b>	Catcher
<b>MLB Coaching Career</b>	Bullpen Catcher (2019-2021, SD); Game Planning and Coaching Assistant (2022-current, SD)

**COACHING CAREER**

- Returns for his fifth season with the Padres organization on the Major League coaching staff and second as game planning and coaching assistant after serving as bullpen catcher/coaching assistant from 2019-21.
- He joined the club in 2019 after spending 2 seasons with the Los Angeles Dodgers as a development coach.

**PERSONAL**

- Born in Seattle, WA and attended Seattle Academy for high school.
- Son of Clyde and Karen and has a younger brother, Andrew, who played in the Cardinals organization.

**PLAYING CAREER**

- Was signed by the Dodgers as a minor league free agent on Aug. 12, 2016.
- Played all 4 years collegiately at Santa Clara University and graduated with a Bachelor's Degree in finance.




**TJ LASITA**

Director, Player & Staff Services



**JOE MCALPIN**

Major League Video Coordinator



**ADAM HUNT**

Major League Assistant Video Coordinator



**JAMES MCKEW**

Coordinator, Advance Scouting & Baseball Operations



**SHINGO HORIE**

Coordinator, Japanese Player Services



**LEO BAE**

Major League Interpreter - Korean



**MORGAN BURKHART**

Major League Assistant Coach

**NOT PICTURED**

**SCOTT STROUD**

Major League Assistant Coach

BASEBALL SUPPORT STAFF

HOME CLUBHOUSE STAFF



**TJ LAIDLAW**

Manager, Clubhouse & Equipment



**TONY PETRICCA**

Assistant Equipment Manager & Umpire Room Attendant



**JAMES BIGLER**

Clubhouse Assistant - Home



**JOSH VERNETTI**

Clubhouse Assistant - Home



**COLE FLINT**

Clubhouse Assistant - Home



**GRANT MUENCHOW**

Clubhouse Assistant - Home



**FREDDY OCHOA**

Clubhouse Assistant - Home

VISITING CLUBHOUSE STAFF



**SPENCER DALLIN**

Manager, Visiting Clubhouse



**BRENDAN MCCLAIN**

Clubhouse Assistant - Visitor



**RAUL LEO**

Clubhouse Assistant - Visitor



**BRETT RALLS**

Clubhouse Assistant - Visitor



**RICARDO MENDOZA**

Clubhouse Assistant - Visitor



**NICK JOHNSON**

Clubhouse Assistant - Visitor

**BASEBALL ADVISORS (ALPHABETICAL)**



**MOISES ALOU**

Special Assistant to the General Manager



**ALLEN CRAIG**

Advisor, Baseball Operations



**A.J. ELLIS**

Special Assistant, Baseball Operations



**GLENN HOFFMAN**

Senior Advisor to Baseball Operations



**GLENN HOFFMAN**

Senior Advisor to Baseball Operations



**TREVOR HOFFMAN**

Senior Advisor to Baseball Operations



**JAMES KELLER**

Special Assistant to the General Manager



**HIDEO NOMO**

Advisor, Baseball Operations



**CHAN HO PARK**

Advisor, Baseball Operations



**DAVID POST**

Special Assistant to the General Manager



**RON RIZZI**

Senior Advisor, Baseball Operations & Scouting



**LOGAN WHITE**

Sr. Advisor to the General Manager, Player Personnel

BASEBALL SYSTEMS/RESEARCH & DEVELOPMENT



**ADAM ESQUER**

Director, Baseball Research & Development



**WELLS OLIVER**

Director, Baseball Systems



**NATHAN LANDAU**

Director, Sports Science




**CODY ZUPNICK**

Assistant Director, Baseball Research & Development



**LAYNE GROSS**

Manager, Amateur Analysis, Baseball Research & Development



**MARIO PACIUC**

Senior Analyst, Baseball Research & Development



**JOSEPH SUTCLIFFE**

Senior Analyst, Baseball Research & Development



**GARRET DOE**

Senior Developer, Baseball Systems



**MICHAEL VANGER**

Senior Developer, Baseball Systems



**GUSTAVO MONTALVO**

Developer, Baseball Systems



**MIKE PETERSON**

Senior Data Engineer



**PATRICK CHERVENÝ**

Senior Performance Scientist



**CHRISTIAN WONDERS**

Performance Coach, Sports Science



**JESUS RAMOS**

Biochemist, Sports Scientist



**REBEKAH LAJOIE**

Coordinator, Sports Scientist

CLUB DIRECTORY

EXECUTIVES

MANAGER & STAFF

SUPPORT STAFF, ADVISORS & BASEBALL OPERATIONS

PLAYER HEALTH & PERFORMANCE

'23 SAN DIEGO PADRES

HISTORY & RECORDS

OPPONENTS

SCOUTING & PLAYER DEVELOPMENT

PETCO PARK

COMMUNITY

MEDIA

PLAYER HEALTH & PERFORMANCE



**DON TRICKER**

*DIRECTOR, PLAYER HEALTH & PERFORMANCE*

Don Tricker enters his sixth season with the Padres after spending the previous seven years as the High Performance Manager for New Zealand Rugby. With New Zealand Rugby, Tricker led their High Performance Program that included talent identification, player development, sports science, performance analysis, strength and conditioning, nutrition and mental skills. Tricker was a mentor for the All Blacks coaches and was tasked with recruiting and managing Super Rugby coaches. He facilitated the development of the All Blacks plans for the 2011, 2015 and 2019 Rugby World Cups, as well as NZ's Sevens Team's Rio and Tokyo Olympic Campaigns.

Tricker attended the Olympic Games in Athens in 2004 and Beijing in 2008 in a coaching mentor and support role as part of his role with SPARC (Sport and Recreation New Zealand; NZ's equivalent of the USOC). While at SPARC, he led the development of New Zealand's Coaching strategy. Don played softball for New Zealand's national team from 1985 to 1991 and took part in the 1988 World Championships where his team finished second to the United States. He coached the Black Sox (NZ's national men's team) from 1998 to 2004, leading them to World Titles in 2000 and 2004. Among his many career accomplishments, Tricker was inducted to the New Zealand Softball Hall of Fame and the International Softball Federation Hall of Fame. In 2000 Don was named Coach of the Year at the Halberg awards (New Zealand's premier sporting awards). He was also honored in 2004 with an Officer of the New Zealand Order of Merit. Tricker and his wife, Carey, have three children: Mitchell, Bronte, and Georgia.



**MARK ROGOW**

*HEAD ATHLETIC TRAINER*

Mark Rogow enters his eighth season with the Padres as Head Athletic Trainer, joining the Padres after five years with the U.S. Dept. of Defense, where he served as Sports Medicine Program Manager for Naval Special Warfare (Navy SEALs) Group 1 - NAB Coronado. Prior to working for the D.O.D., he spent 20 years working in professional baseball, including roles as Minor League Medical Coordinator for the New York Mets (2006-10) and serving in the Pittsburgh Pirates organization (1991-2005) as ML Assistant Athletic Trainer and Assistant Strength and Conditioning Coordinator (2001-2005). In 2002, he and the Pirates' ML Athletic Training Staff were voted by their peers as ML Athletic Training Staff of the Year. Rogow also served as their Minor League Athletic Training Coordinator and S&C

Coordinator (1997-2000), Athletic Trainer for the Carolina Mudcats (1996) and Bradenton Pirates (1991-95). He worked as an Athletic Trainer in the Arizona Fall League for the Chandler Diamondbacks (1994) and in the Hawaii Winter League for the Honolulu Sharks (1996). Rogow graduated from the University of Florida with a Bachelor of Science degree in Exercise and Sport Sciences, and he resides in Carlsbad, Calif. with his wife, Cheryl, and their three children, Spencer, Preston and Hayden.



**BEN FRASER**

*ASSISTANT ATHLETIC TRAINER*

Ben Fraser enters his fourth season as Assistant Athletic Trainer for the Padres after spending the previous two seasons as the Minor League Athletic Training Coordinator. Fraser spent five seasons as the Assistant Athletic Training Coordinator for the Mariners (2013-2017) and four as a minor league athletic trainer with the Diamondbacks (2009-2012). Fraser graduated from Concordia University Wisconsin with a Bachelor's Degree in Athletic Training and Exercise Leadership and earned his Master's Degree in Athletic Training from Indiana State University. A Racine, WI native, he calls San Diego, CA home with his wife, Melissa, and their daughter, Harper, and son, Jack.



**RICKY HUERTA**

*ASSISTANT ATHLETIC TRAINER*

Ricky Huerta enters his fourth season as Assistant Athletic Trainer, spending the previous 10 years working at multiple levels throughout the Padres minor league system. While working in the minor leagues he was chosen as one of the Arizona Fall League Athletic Trainers in 2012 and 2016. In 2018, Ricky was voted by his peers as Athletic Trainer of the Year for the California League. Ricky resides in San Diego with his wife, Brittany, and their son Jayden and daughters Juliana and Jaylynn.



**SCOTT HACKER**

*PHYSICAL THERAPIST*

Scott Hacker enters his seventh season as the Padres Major League Physical Therapist, joining the team in February 2017. Hacker served as a contracted physical therapist for the Padres organization during the 2015-2016 baseball seasons. He earned a Bachelor of Science degree in Human Biology from University California, San Diego in 2010 and completed his Doctor of Physical Therapy Degree at University of St. Augustine in San Diego in 2013. Scott resides in San Diego with his wife, Karras, their son, Hudson, and daughter, Maeson.



**WHITNEY MILANO**

*COORDINATOR, PERFORMANCE NUTRITION & BASEBALL DIETITIAN*

Whitney Milano enters her fourth season with the Padres overseeing nutrition programs for the Major League team and minor league affiliates, serving as performance nutrition and dietitian coordinator. She served as a consultant for the Padres for the four previous seasons, and from 2014-2019, she worked for Naval Special Warfare as a performance dietitian. Milano worked for Purdue University as a collegiate sports dietitian and an instructor in the nutrition department. A 2008 graduate of University of Idaho in Food & Nutrition, she obtained a Master of Science degree in Nutrition with a minor in Exercise Physiology in 2012 from Oregon State University. Milano resides in San Diego with her husband, Kenny, and their children Phoenix, Aurilla, and Enzo.





## JAY YOUNG

MAJOR LEAGUE STRENGTH & CONDITIONING COACH

Jay Young enters his fourth season as the Padres Major League Strength and Conditioning Coach after spending the previous four seasons at various levels in the Padres minor league system. Young earned his Bachelor of Science degree in Biomedical Engineering from The Ohio State University in 2014 and a Master of Science in Exercise Science with a Major in Sports Sciences from Florida State University in 2015.



## KENNY ESQUIVEL

MAJOR LEAGUE STRENGTH & CONDITIONING COACH

Kenny Esquivel enters his second season as the Padres Major League Strength and Conditioning Coach, joining the Padres after eight years with the U.S. Dept. of Defense, where he served as Director of Strength and Conditioning for Air Force Special Warfare -25th Air Support Operations Squadron (2018-2022) and Naval Special Warfare Group 8 - DOB Pearl City, Hawaii (2015-2018). He earned his Bachelor of Science degree in Kinesiology from San Diego State University in 2007 and a Master of Science in Kinesiology from the University of Hawaii at Manoa in 2009. Kenny resides in Kaneohe, Hawaii with his wife, Monica, and son, Victor.



## ATSUSHI NAKASONE

MASSAGE THERAPIST

Atsushi Nakasone enters his sixth season with Padres as the Massage Therapist, having earned his Bachelor of Science degree in Athletic Training from San Diego State University in 2011 and a Master of Science in Traditional Oriental Medicine from Pacific College of Oriental Medicine, San Diego in 2017. Nakasone is a certified Athletic Trainer (ATC) with the National Athletic Trainers' Association, a licensed massage therapist and a licensed acupuncturist. He resides in El Cajon with his wife, Motomi, son, Louis, and daughter, Mysti.



## YUJI NAGAHAMA

MASSAGE THERAPIST

Yuji Nagahama enters his third season with the Padres after spending five seasons in MLB as a Massage Therapist with the Texas Rangers (2016-2017), Los Angeles Dodgers (2017), Chicago Cubs (2018-2020) and eight seasons in the minor leagues in Japan as an athletic trainer (2008-2015). He earned a Bachelor's of Physical Education degree from Tokai University (2002) and a Master's degree in Physical Education from Tsukuba University (2016). He earned an Advanced Diploma of Oriental Medicine from Kanagawa Eisei Gakuen College in 2005 and lives in Chiba, Japan with his wife, Junko and son, Koki.





## CATHERINE M. ROBERTSON, MD

*BOARD-CERTIFIED ORTHOPEDIC SURGEON*

Dr. Robertson is the Padres head team physician. Is a board-certified orthopedic surgeon who specializes in treating injuries of the shoulder, knee and hip using minimally invasive techniques for restoring joint function and to treat complex ligament, tendon, cartilage and meniscus injuries.

Completed her residency training at UC San Diego School of Medicine and her fellowship training in sports medicine and shoulder surgery at the Hospital for Special Surgery in New York City. Dr. Robertson is Chief of Sports Medicine at UC San Diego Health. She was associate team physician for the San Diego Chargers from 2013-2017. She is also team physician for the San Diego Sea

Lions women's professional soccer team and UC San Diego Tritons, as well as the lead physician for the partnership between UC San Diego Health and the US Olympic Committee.



## KENNETH S. TAYLOR, MD

*BOARD-CERTIFIED IN FAMILY AND SPORTS MEDICINE*

Dr. Taylor is a Padres team physician, serving as the lead primary care physician for the club. Is a board-certified family medicine doctor who specializes in sports medicine. His expertise includes diagnosing, treating and preventing athletic injuries. Dr. Taylor has a special interest in using musculoskeletal ultrasound to perform diagnostic and therapeutic treatments.

Dr. Taylor completed a fellowship and residency at UC San Diego School of Medicine, where he also earned his medical degree. He is a co-team physician for the San Diego Sockers and the head team physician for UC San Diego intercollegiate and club athletics.

Dr. Taylor also serves as the medical director for the International Surfing Association.



## DANIEL SLATER, MD

*BOARD-CERTIFIED IN FAMILY MEDICINE*

Dr. Slater is a Padres associate team physician.

Is board certified in both family medicine and integrative medicine, and he is a fellow of the American Academy of Family Physicians (FAAFP). Dr. Slater completed a fellowship in integrative medicine at the University of Arizona and a residency in family medicine at UCLA Medical Center, Santa Monica. He earned his medical degree from UC San Diego.

A professor in the Department of Family Medicine and Public Health, Dr. Slater trains medical students and residents at UC San Diego School of Medicine.



## BRYAN LEEK, MD

*BOARD-CERTIFIED IN SPORTS MEDICINE*

Dr. Leek is a Padres associate team physician. He is a board-certified orthopedic surgeon specializing in sports medicine and upper extremity surgery. He has advanced training in both sports medicine and surgical management of injuries to the shoulder, elbow, hand, wrist.

Dr. Leek completed his Orthopedic Surgery residency at UC San Diego School of Medicine and his fellowship training in Sports Medicine at the San Diego Sports Medicine and Arthroscopy Fellowship. His upper extremity fellowship was completed at the CV Starr Hand Center, Roosevelt Hospital in New York City.



## AMY LEU, DO

*BOARD-CERTIFIED IN FAMILY AND SPORTS MEDICINE*

Dr. Leu is a Padres associate team physician. She is board certified in family medicine with speciality training in sports medicine. Her expertise includes the diagnosis and treatment of athletic injuries as well as general primary care.

Dr. Leu completed her fellowship training at UC San Diego and her residency at UC Irvine. She completed her medical degree at Touro University. She also serves as a team physician for UC San Diego Intercollegiate and Club Sports Athletics and is a team physician for the US Figure Skating Association.



## LAURA SUDANO, PHD, LMFT

Dr. Sudano is the Padres Employee Assistance Coordinator, and she completed her fellowship training in Medical Family Therapy from St. Mary's Hospital in Grand Junction, Colorado and doctoral training at Virginia Tech.

Before coming to San Diego, she worked with Wake Forest University where she consulted with teams and coaches and provided mental/behavioural health care and mental skills training to athletes. She serves as a member of the Board of Directors for Collaborative Family Healthcare Association (CFHA), a national organization that focuses on integrated behavioural health care. An Associate Clinical Professor and Associate Director for Integrated Behavioral Health in the Department of Family Medicine, Dr.

Sudano sees athletes from the United States Olympic and Paralympic Committee (USOPC) Training Center and trains medical students, behavioural health providers, and residents at UC San Diego Health.

## STEPHANIE MARTIN

*UCSD PATIENT CARE NAVIGATOR*



# 2023 SAN DIEGO PADRES





# PEDRO AVILA

Height: 6-0      Bats: R  
Weight: 234      Throws: R

AH-vih-la  
pedroavilapuentes

# 60

RHP

Full Name	Pedro Manuel Avila Puentes
Date of Birth	January 14, 1997 in Caracas, Venezuela
Current Residence	Caracas, Venezuela
2023 Opening Day Age	26
MLB Service Time	0.025
MLB Debut	April 11, 2019 @ ARI (with SD)
How Obtained	Acquired from WSH in exchange for Derek Norris on December 2, 2016
Contract Status	Signed through 2023

## QUICK HITS

- His 124 strikeouts in 2022 were the most by an El Paso (AAA) pitcher in team history, surpassing the previous record of 121 held by Chris Smith (2015) and Carlos Pimentel (2016).
- Underwent Tommy John surgery on September 14, 2019, and he did not pitch in 2020 while recovering.
- Made his ML debut in a start on April 11, 2019 at ARI (1 run, 4 hits, 5 SO, 1 BB), which was his only appearance for SD in 2019 at the big league level. Prior to his debut, his 1 start for Amarillo (AA) was the highest level at which he had pitched.
- His 142 strikeouts in 2018 ranked 2nd in the California League and 3rd in the Padres system while his 170 punchouts in 2017 led all SD farmhands.
- On August 8, 2017, struck out a Fort Wayne (A) record 17 batters with 0 BB allowed.

## 2022 SEASON

- Had two separate stints with the Padres' Major League club, making the first two relief appearances of his MLB career on April 14 vs. ATL (1.0 IP, 2 H, ER, HR, 2 SO, GF) and April 24 vs. LAD (3.0 IP, H, ER, BB, 3 SO).
- Called up as the 27th man for the May 4 doubleheader at CLE but did not appear in the games and was returned to El Paso that same day.
- Spent the majority of the season with El Paso, making 30 app. and a career-high 24 starts for the Chihuahuas, going 7-2 with a 4.58 ERA (57 ER, 112.0 IP) and an El Paso club-record 124 strikeouts against 49 walks.
- He cleared waivers and was outrighted to El Paso on June 6, 2022
- Made his 100th professional start on June 23 @ Sacramento.
- On Sept. 23 vs. Oklahoma City, he led the Chihuahuas to the team's 83rd victory of the season, the most in a single season in team history...the previous record was 82 wins in 2018...he struck out nine Dodgers and set a new single-season strikeout record by a Chihuahuas pitcher.
- Had his contract selected and was added to the Padres' 40-man roster on November 10, 2022.

## ACCOLADES

California League Mid-Season All-Star (2018, Lake Elsinore)

## 2021

- Split the majority of his season between San Antonio (AA) and El Paso (AAA) before having his contract selected by SD on October 1 to make his 2nd career ML start that same day @ SF (4.0 IP, 4 H, ER, 3 BB, 5 SO).
- Made 13 app. (1 start) for ELP, going 1-0 with a 3.22 ERA (8 ER, 22.1 IP)...tossed 23 outings (10 starts) for SA, going 1-4 with a 4.64 ERA (27 ER, 52.1 IP) while converting both of his two save opportunities.
- Limited hitters to a .208 AVG along with a 3.04 ERA across 18 outings (one start) in June/July.
- Posted eight scoreless outings (2 starts) of 2.0 IP-or-more.

## 2020

- Did not pitch while rehabbing from Tommy John surgery (performed on September 14, 2019).

## 2019

- Made his ML debut for SD on April 11 at ARI and spent the rest of the season between Amarillo (AA) and the AZL Padres (R)...after ending his rehab program for a strained right elbow with the AZL Padres, Avila made 1 start for AMA in August before aggravating the injury and undergoing Tommy John surgery on Sept. 14.
- Tossed 5.1 innings of 1-run, 4-hit ball in his ML debut on April 11 @ ARI, striking out 5 and walking 1 but did not factor into SD's 7-6 eventual win...with his start, it marked the 1st time in SD history in which the team saw 3 debuts as a starting pitcher within the 1st 14 games of a season (also: Nick Margevicius on March 30 vs. SF and Chris Paddock on March 31 vs. SF).
- The Padres posted 6 consecutive ML debuts of 5.0+ innings and 2 earned runs-or-fewer, with Avila's being the 4th...in order: Jacob Nix (2018), Nick Margevicius, Chris Paddock, Pedro Avila, Cal Quantrill and Logan Allen...the Padres became the 1st team to string together 6 straight such ML debuts overlapping seasons since the Los Angeles Dodgers from August 2002 to May 2008.
- Made just 1 start for AMA prior to his big league debut, a

# PEDRO AVILA



1-run, 2-hit outing across 6.0 IP on April 6 at Corpus Christi... prior to 2019, he had not made an appearance above A-ball.

## 2018

- Spent the entire season with Lake Elsinore (A), going 7-9 with a 4.27 ERA (62 ER, 130.2 IP) across 24 app. (20 starts).
- Earned California League Mid-Season All-Star honors and logged a career-high 130.2 IP...his 142 SO led all LE hurlers, ranked 2nd in the CAL and 3rd in the Padres system.
- For LE, earned the win in each of his 6 outings (3 starts) from July 5-August 5...went 4-0 with a 2.67 ERA (9 ER, 30.1 IP) and 33 SO against 8 BB over the stretch.

## 2017

- Split the season between LE and Fort Wayne (A) after being acquired by SD in the offseason from WSH in exchange for C Derek Norris.
- Pitched to a combined 8-5 record between LE and FW with

a 3.70 ERA across 24 app. (23 starts)...his 170 SO led the Padres farm system.

- Began the season with LE where he made 10 app. (9 starts), posting a 4.98 ERA...assigned to FW on June 12 where he went 7-1 with a 3.05 ERA (29 ER, 85.2 IP) with 117 SO.
- Recorded 4 double-digit SO games, including a TinCaps' club-record 17 SO and 0 BB on Aug. 8 @ Great Lakes.
- Tabbed by *Baseball America* as having the best curveball in the Padres' system following the season.

## 2015-16

- Spent the entire 2016 season with Hagerstown (A) of WSH, going 7-7 with a 3.48 ERA (36 ER, 93.0 IP) with 92 SO against 38 BB across 20 appearances (all starts).
- Made his professional debut in 2015 with the DSL Nationals (R), while also making 1 appearance for the GCL Nationals (R), going a combined 7-3 with a 2.12 ERA (15 ER, 63.2 IP), 92 SO against 18 BB.

### PEDRO AVILA CAREER PITCHING

Season	Team	League	W	L	ERA	G	GS	CG	SV	SVO	IP	H	R	ER	HR	HB	BB	SO	WHIP	AVG	AB	WP	GDP	TBF	NP/S
2015	DSL NAT	ROK	6	3	2.26	13	13	0	0	0	59.2	46	22	15	1	5	17	87	1.06	.211	218	8	1	244	489/397
2015	NAT	ROK	1	0	0.00	1	0	0	0	0	4.0	1	0	0	0	1	1	5	0.50	.077	13	1	0	15	28/23
2015	2 Teams	Minors	7	3	2.12	14	13	0	0	0	63.2	47	22	15	1	6	18	92	1.02	.203	231	9	1	259	517/420
2015	2 Teams	ROK	7	3	2.12	14	13	0	0	0	63.2	47	22	15	1	6	18	92	1.02	.203	231	9	1	259	517/420
2016	HAG	A(Full)	7	7	3.48	20	20	0	0	0	93.0	86	41	36	10	7	38	92	1.33	.249	346	3	7	395	1408/862
2017	FW	A(Full)	7	1	3.05	14	14	0	0	0	85.2	74	31	29	3	5	15	117	1.04	.231	320	2	3	345	1229/799
2017	LE	A(Adv)	1	4	4.98	10	9	0	0	1	43.1	50	31	24	2	2	18	53	1.57	.284	176	12	4	197	773/450
2017	2 Teams	Minors	8	5	3.70	24	23	0	0	1	129.0	124	62	53	5	7	33	170	1.22	.250	496	14	7	542	2002/1249
2018	LE	A(Adv)	7	9	4.27	24	20	0	1	1	130.2	136	69	62	8	5	54	142	1.45	.270	504	13	17	568	2112/1324
2019	SD2	ROK	0	0	9.00	1	1	0	0	0	2.0	2	2	2	1	1	1	3	1.50	.250	8	1	0	10	19/14
2019	SD1	ROK	0	1	0.90	3	2	0	0	0	10.0	5	1	1	0	0	2	15	0.70	.143	35	1	0	37	75/66
2019	AMA	AA	0	2	8.25	3	3	0	0	0	12.0	14	12	11	4	1	6	13	1.67	.286	49	1	0	56	212/134
2019	SD	MLB	0	0	1.69	1	1	0	0	0	5.1	4	1	1	0	1	2	5	1.13	.200	20	0	0	23	85/55
2019	3 Teams	Minors	0	3	5.25	7	6	0	0	0	24.0	21	15	14	5	2	9	31	1.25	.228	92	3	0	103	306/214
2019	2 Teams	ROK	0	1	2.25	4	3	0	0	0	12.0	7	3	3	1	1	3	18	0.83	.163	43	2	0	47	94/80
2021	SA	AA	1	4	4.64	23	10	0	2	2	52.1	47	29	27	4	7	21	58	1.30	.240	196	5	4	226	889/568
2021	ELP	AAA	1	0	3.22	13	1	0	0	1	22.1	18	9	8	1	4	15	24	1.48	.222	81	1	1	101	393/237
2021	SD	MLB	0	1	2.25	1	1	0	0	0	4.0	4	2	1	1	0	3	5	1.75	.235	17	0	0	20	84/52
2021	2 Teams	Minors	2	4	4.22	36	11	0	2	3	74.2	65	38	35	5	11	36	82	1.35	.235	277	6	5	327	1282/805
2022	ELP	AAA	7	2	4.58	30	24	0	0	0	112.0	98	64	57	16	3	49	124	1.31	.232	422	4	8	475	1864/1195
2022	SD	MLB	0	0	2.50	2	0	0	0	0	4.0	3	3	2	1	1	1	5	1.00	.188	16	1	0	18	70/45
Career		MLB	0	1	2.70	4	2	0	0	0	13.1	11	6	4	2	2	6	15	1.28	.208	53	1	0	61	239/152
Career		Minors	38	33	3.90	155	117	0	3	5	627.0	577	311	272	50	41	237	733	1.30	.244	2368	52	45	2669	9491/6069

### CAREER TRANSACTIONS

### OPTIONS USED: 2/3

- 2014 Signed by WSH as an international free agent, July 5
- 2016 Acquired by SD from WSH in exchange for C Derek Norris, December 2



# JOSÉ AZOCAR

Height: 5-11      Bats: R  
Weight: 188      Throws: R

ah-ZOH-car

joseazocar

# 28

OF

Full Name	José Enrique Azocar
Date of Birth	May 11, 1996 in Sucre, Venezuela
Current Residence	Sucre, Venezuela
2023 Opening Day Age	26
MLB Service Time	0.149
MLB Debut	April 11, 2019 @ ARI (with SD)
How Obtained	Signed as a minor league free agent on November 17, 2020
Contract Status	Signed through 2023

## QUICK HITS

- Cracked the Padres' 2022 Opening Day roster and finished his rookie campaign totaling a .257 average with 9 doubles, 3 triples, and 10 RBI across 98 games.
- Made his Major League debut on Opening Day 2022 as a defensive substitution in left field at Arizona and collected his 1st ML hit two days later on April 9 @ Arizona.
- On May 30, 2022, became the 1st Padres' rookie since Franmil Reyes in 2018 to collect multiple hits and an outfield assist in the same game.
- Named the Eastern League Rookie of the Year in 2019 in DET's system and led the league in total hits (144), while ranking 2nd in AVG (.286).

## 2022 SEASON

- Cracked the Padres Opening Day roster and finished his rookie campaign totaling a .257 average (52-202) with 9 doubles, 3 triples and 10 RBI across 98 games.
- Made his Major League debut on Opening Day, when he appeared as a defensive substitution in left field in the bottom of the ninth at Arizona.
- Collected his first ML hit two games later on April 9 at Arizona, with a single to center field in the ninth inning after entering the game in left field in the bottom of the eighth.
- Made his first Major League start on April 18 vs. CIN in center field...went 0-for-2 with a pair of walks (single-game career high) and a strikeout.
- Tallied a .303 average (10-33) across 44 games off the bench and a .249 average (42-169) in 54 starts.
- Optioned to Triple-A El Paso on July 15, where he collected 6 doubles, 5 home runs and 16 RBI at a .306 (30-98) clip in 23 games across 2 stints for the Chihuahuas.
- Recalled from Triple-A El Paso on Aug. 20 and spent the remainder of the season at the Major-League level, hitting .304 (21-69) with 3 doubles, 2 RBI and 11 runs scored.
- On May 23 vs. MIL, collected his first walk-off hit...per Elias, it marked the 48th walk-off by a Padre rookie - the last five have been: Jake Cronenworth (Aug. 20, 2020), Seth Mejias-Brean (Sept. 22, 2019) and three across the 2018 season by Francisco Mejia, Franmil Reyes and Christian Villanueva.

## ACCOLADES

MiLB Organization All-Star (2019, DET)

Eastern League ROY, Mid & Post-Season All-Star (2019, Erie)

Gulf Coast League Post-Season All-Star (2015, GCL Tigers)

MiLB.com Gulf Coast League Player of the Month (August, 2015)



*Azocar*

- On May 30, Azocar became the first Padres' rookie to collect multiple hits and an outfield assist in a game since Franmil Reyes on Sept. 16, 2018, vs. Texas (2 hits, 1 outfield assist).
  - Swiped 5 bags on the year, which ranked as the 4th-most on the team, alongside Jurickson Profar.
  - Turned in a .975 fielding percentage (4 errors in 161 total chances) across 92 games (54 GS), including 49 games in right field (.966 FPCT) 35 games in center field (.978 FPCT) and 21 games in left field (1.000 FPCT).
- POSTSEASON:** Appeared in three Postseason games off the bench between the National League Division Series against the Dodgers (2 G) and the League Championship Series against the Phillies (1 G).
- Did not record a hit but stole a base in Game 2 of the NLDS and scored a run in Game 5 of the NLCS.

# JOSÉ AZOCAR



## 2021

- Split the season between San Antonio (AA) and El Paso, setting career highs in doubles (22), triples (14), RBI (70), walks (41) and stolen bases (32).
- Hit .276 (83-for-301) with 8 2B, 6 3B, 9 HR, 43 RBI, 46 runs scored, 35 walks and 15 stolen bases while with SA.
- Appeared in 2 games with ELP (July 6 and Aug. 3) before being assigned to ELP on Aug. 9, where he remained for the rest of the season.
- Collected at least 1 hit in 40 of his 49 total games with ELP, including 8 triples from Aug. 9 through the end of the season, a mark that led the Triple-A West League for the entire campaign.
- Made 38 starts for ELP in CF, 5 in RF, 2 in LF and 1 as the DH...his 7 OF assists led the club.

## 2020

- Was a non-roster invite to Detroit's Major League Spring Training but was not a part of the Tigers' 60-man player pool at their Aternate Training Site.

## 2019

- Named the Eastern League Rookie of the Year in 2019, playing in 129 games with Erie (AA).
- Selected to the Eastern League Mid-Season and Post-Season All-Star Teams and was named an Organization All-Star for DET by MiLB.com.
- Led the Eastern League with 144 hits, while ranking 2nd with a .286 AVG (144-504), 3rd with 201 total bases and eighth with 65 runs scored.
- Opened the season slashing .378/.397/.500 with 5 2B, 2 3B and 7 RBI in 20 games during April.
- Hit a pair of home runs and had a season-high 4 RBI on July 29 vs. Trenton.
- Played for Mesa in the Arizona Fall League, hitting .279/.353/.295 with 1 2B and 7 RBI in 17 games.

## 2018

- Combined to play in 109 games between West Michigan (A) and Lakeland (A).
- Tied for the lead among Tigers' minor leaguers with 9 3B, while he was T-4th with 120 hits and 8th with 161 total bases.

# JOSÉ AZOCAR



- Hit over .300 in each of the final 3 months of the season, slashing .322/.358/.511 in 24 games during June, .313/.317/.438 in 25 games in July and .355/.386/.430 in 25 games during August.

## 2017

- Spent the entire season with Lakeland (A), playing in 119 games.
- Had 4 hits, including a 2B, on April 14 at Charlotte...added a second 4-hit game with a 3B and 2 RBI on July 9 at Daytona.

## 2016

- Set a career high with 129 games played with West Michigan (A) in 2016.
- Named a Tigers Minor League Gold Glove winner as an outfielder, finishing the season with 16 assists.
- Ranked T-2nd in the Midwest League with 8 3B, while he was T-5th with 141 hits and T-7th with 129 games played.
- Opened the season slashing .325/.354/.403 with 2 2B, 2 3B and 9 RBI in 20 games during April.
- Had a 13-game hitting streak from May 20-June 3, slashing .400/.434/.460 with 1 2B, 1 3B and 3 RBI.

- Rated as the 12th-best prospect in the Tigers organization by *Baseball America* following the season.

## 2015

- Spent the majority of the season with the GCL Tigers, where he was named the team's Player of the Year and earned GCL Post-Season All-Star honors.
- Named a Tigers Minor League Gold Glove winner as an outfielder, committing just three errors in 148 total chances along with nine assists.
- Ranked 3rd in the GCL with a .325 AVG (63-194) and 29 RBI, while he was 4th with 63 hits and a .428 SLG
- Earned Tigers Minor League Player of the Month and GCL Player of the Month for August after slashing .411/.416/.568 with 7 2B, 4 3B and 23 RBI in 26 games.
- Ranked as the No. 15 prospect in the Tigers organization by *Baseball America* following the season.

## 2013-14

- Named the VSL Tigers Player of the Year in **2014**.
- Led the Venezuelan Summer League in hits (85) and AVG (.340, 85-for-250) while he ranked T-2nd with 6 3B, 3rd with



# JOSÉ AZOCAR



36 RBI and 107 total bases and 5th with a .428 SLG.

- Recorded a 14-game hitting streak from May 13-31, slashing .439/.448/.632 with 2 2B, 3 3B, 1 HR and 13 RBI...had 10 multi-hit games during the streak, including 7 consecutive from May 22-31.
- Finished the month of June hitting .349/.391/.446 with two doubles, three triples and eight RBI in 22 games.
- Began his professional career in **2013**, appearing in 62 games with the VSL Tigers.

## PERSONAL

- Is from Sucre, Venezuela...credits his father as teaching him baseball, as his father would bring him to stadiums on a bicycle and hit him ground balls as a shortstop and teach him how to hit.
- His nickname is "Sugar," a nod to the Spanish translation of the word — "azúcar" — sounding similar to his last name.
- Gave hitting lessons in the US during the pandemic to send money to his father and neighbors in Venezuela.
- His late uncle, Óscar Azocar, played three years in the Majors: one with the Yankees and two with the Padres (1991-92).

## JOSÉ AZOCAR CAREER BATTING

Season	Team	League	AVG	G	AB	R	H	2B	3B	HR	RBI	BB	SO	SB	CS	OBP	SLG	OPS	PA	HBP	SAC	SF	GIDP
2013	VSL DET	ROK	.234	62	205	20	48	11	2	0	16	3	43	5	2	.251	.307	.558	212	2	1	1	1
2014	VSL DET	ROK	.340	65	250	39	85	7	6	1	36	11	48	13	5	.373	.428	.801	269	4	1	3	4
2015	TIG	ROK	.325	51	194	29	63	10	5	0	29	7	31	6	4	.350	.428	.778	211	2	5	3	2
2015	CT	A(Short)	.087	7	23	1	2	1	0	0	0	1	7	0	0	.125	.130	.255	24	0	0	0	0
2015	2 Teams	Minors	.300	58	217	30	65	11	5	0	29	8	38	6	4	.326	.396	.722	235	2	5	3	2
2016	WM	A(Full)	.281	129	501	56	141	11	8	0	51	25	119	14	5	.315	.335	.650	532	1	2	3	19
2017	LAK	A(Adv)	.220	119	431	38	95	10	6	3	37	14	122	12	6	.246	.292	.538	456	2	5	4	10
2018	WM	A(Full)	.317	27	104	19	33	3	6	1	16	5	21	6	2	.355	.490	.845	110	1	0	0	2
2018	LAK	A(Adv)	.290	82	300	34	87	14	3	1	34	9	64	5	2	.308	.367	.675	318	2	0	7	13
2018	2 Teams	Minors	.297	109	404	53	120	17	9	2	50	14	85	11	4	.320	.399	.719	428	3	0	7	15
2019	ERI	AA	.286	129	504	65	144	21	3	10	58	21	132	10	3	.317	.399	.716	538	5	1	7	22
2021	SA	AA	.276	79	301	46	83	8	6	9	43	35	71	15	11	.360	.432	.792	343	5	1	1	8
2021	ELP	AAA	.289	49	190	26	55	14	8	0	27	6	45	17	3	.308	.447	.755	201	1	0	4	5
2021	2 Teams	Minors	.281	128	491	72	138	22	14	9	70	41	116	32	14	.341	.438	.779	544	6	1	5	13
2022	ELP	AAA	.306	23	98	11	30	6	0	5	16	7	24	3	1	.352	.520	.872	105	0	0	0	0
2022	SD	MLB	.257	98	202	24	52	9	3	0	10	12	44	5	6	.298	.332	.630	216	0	1	1	6
Career		MLB	.257	98	202	24	52	9	3	0	10	12	44	5	6	.298	.332	.630	216	0	1	1	6
Career		Minors	.279	822	3101	384	866	116	53	30	363	144	727	106	44	.313	.380	.693	3319	25	16	33	86

## DIVISION SERIES

Season	Team	League	AVG	G	AB	R	H	2B	3B	HR	RBI	BB	SO	SB	CS	OBP	SLG	OPS	PA	HBP	SAC	SF	GIDP
2022	SD	MLB	.000	2	0	0	0	0	0	0	0	0	0	1	0	.000	.000	.000	0	0	0	0	0

## LEAGUE CHAMPIONSHIP SERIES

Season	Team	League	AVG	G	AB	R	H	2B	3B	HR	RBI	BB	SO	SB	CS	OBP	SLG	OPS	PA	HBP	SAC	SF	GIDP
2022	SD	MLB	.000	1	0	1	0	0	0	0	0	0	0	0	0	.000	.000	.000	0	0	0	0	0

## POSTSEASON (COMBINED)

Season	Team	League	AVG	G	AB	R	H	2B	3B	HR	RBI	BB	SO	SB	CS	OBP	SLG	OPS	PA	HBP	SAC	SF	GIDP
2022	SD	MLB	.000	3	0	1	0	0	0	0	0	0	0	1	0	.000	.000	.000	0	0	0	0	0

## CAREER TRANSACTIONS

OPTIONS USED: 1/3

- 2012** Signed by DET as a minor league free agent, October 4
- 2019** Signed by DET as a minor league free agent, November 2
- 2020** Signed by SD as a minor league free agent, November 17



# MICHEL BAEZ

Height: 6-7 Bats: R  
Weight: 234 Throws: R

49  
RHP

MEE-shell BYE-ez  
@BaezCruz1  
michelbaez20

Full Name	Michel Baez Cruz
Date of Birth	January 21, 1996 in Havana, Cuba
Current Residence	Port Au Prince, Haiti
2023 Opening Day Age	27
MLB Service Time	1.170
MLB Debut	July 23, 2019 @ NYM (with SD)
How Obtained	Signed as an international free agent on December 13, 2016
Contract Status	Signed through 2023

## QUICK HITS

- Made his ML debut on July 23, 2019 @ NYM. Teammate Adrian Morejon made his debut 2 days prior on July 21, making the duo the 3rd and 4th players from the entire 2016 International Signing Class to make their ML debuts, behind only TOR's RHP Elvis Luciano and INF/OF Lourdes Gurriel Jr.
- Posted 2 separate scoreless streaks of at least 9.0 innings pitched during his 2019 rookie campaign, including a career-high 9.2 scoreless across his first 7 ML outings from July 23-August 11, 2019.
- Missed the entire 2021 campaign and a portion of 2022 after undergoing Tommy John surgery in Spring '21.
- Entered the 2020 season ranked by *Baseball America* as the Padres No. 8 prospect and the Padres No. 5 pitching prospect.
- Recorded a 12.6 SO/9 IP ratio across his 11 starts in 2017 during his first professional season at the Rookie and Single-A levels. Did not get scored upon and went 2-0 in his 2 Postseason starts and 12.0 IP, helping lead the Fort Wayne TinCaps to a Midwest League runner-up finish.

## 2022 SEASON

- Began the season on the 60-day IL recovering from Tommy John Surgery before making 9 rehab appearances (2 starts) between Lake Elsinore (A) and San Antonio (AA) from April 30-May 31, going a combined 3-1 with a 2.51 ERA (4 ER, 14.1 IP) while limiting hitters .160 clip.
- Was part of a combined four-pitcher no-hitter for SA on May 18...pitched the fifth and sixth innings and was tabbed with the win.
- Removed from the 60-day IL on June 6 and was optioned to SA that same day, where he made 8 relief appearances, going 1-0 with 1 SV, a 1.50 ERA (2 ER, 12.0 IP) and a 18-to-1 SO/BB ratio before being transferred to ELP on July 7.
- Spent the majority of the remainder of his campaign with the Chihuahuas, where he allowed 1 earned run-or-fewer in 21 of his 24 appearances from July 8-Sept 28, including 15 scoreless appearances...15 of his 21 ER over that span came in 3 outings, including a professional career-high 8 ER allowed across just 0.1 IP on Aug. 10 vs. Sugar Land.
- Recalled to the ML squad from ELP from July 29-August 2,

## ACCOLADES

### California League Pitcher of the Week (June 10, 2018 - Lake Elsinore)

where he posted 2 scoreless appearances and a combined 2.0 IP on July 30 vs. MIN in a 7-4 loss and in Game 1 of the 13-5 victory in G1 of the Aug. 2 doubleheader vs. COL.

- Per Statcast, Baez relied on 4 pitches in '22: 4-Seamer (52%), Changeup (32%), Slider (12%) and Sinker (4%).

## 2021

- Missed the entire campaign after undergoing Tommy John surgery.

## 2020

- Recalled from SD's Alternate Training Site on Aug. 19 and made 3 appearances (1 start) for the Padres before being optioned back to the ATS on Aug. 30.
- Allowed 4 earned runs on this season, with 3 of those 4 coming in his season debut on Aug. 20 vs. TEX.
- Tossed 2.0 shutout innings on Aug. 25 vs. SEA, striking out 4 of the 7 batters he faced, allowing just 1 walk and no hits while striking out 4.
- Was added to the Padres 40-man Postseason player pool but did not appear on their rosters for the Wild Card or NLDS series.

## 2019

- Began the campaign with Amarillo (AA) before having his contract selected by SD on July 21...was tabbed as the No. 70 prospect in MLB Pipeline's Top 100 and as the Padres No. 5 prospect at the time of his ML debut on July 23 at NYM.
- Began the season on the Injured List and was reinstated by AMA on May 21...went 1-0 over 5 appearances in July with a 1.04 ERA...did not allow a run in his final 4 outings with AMA.
- Began his ML career with a career-best 9.2 scoreless-inning streak from July 23-August 11, during which opponents went 7-for-33 (.212) with 4 BB and 9 SO...had the streak snapped on August 13 vs. TB (his first ML loss) after giving up a career-high-tying 3 ER and the 1st HR of his ML career (Ji-Man Choi).

# MICHEL BAEZ



- Posted a 9.0-scoreless IP streak from Aug. 20-Sept. 10, limiting hitters to a .147 AVG (5-for-34).
- Got his 1st ML win on Sept. 10 vs. CHC (0 hits in 1.0 IP).
- Held opponents scoreless in 19 of his 24 ML outings and tossed a career-high 2.0 innings on 4 occasions.
- Made his 1st big league start on the final day of the regular season (Sept. 29 at ARI), which was his 1st professional start since Aug. 30, 2018 at Midland (AA)...tossed 2.0 scoreless innings with a career-high 4 SO and 1 BB.
- Held NL West opponents scoreless through his 1st 9.2 IP against the division from July 27-Sept. 6...did not give up a run against a divisional opponent until Sept. 13 at COL, and went on to post a 2.04 ERA (4 ER, 17.2 IP) vs. the NL West with 19 SO and .219 opponent AVG.
- Lefties hit .212 (11-for-52) with 10 SO and 3 HR...righties hit .233 (14-for-60) with 18 SO and 0 HR.
- In 12 games on the road, pitched to a 2.35 ERA (4 ER, 15.1 IP) with a .204 opponent AVG, as opposed to a 3.77 ERA (6 ER, 14.1 IP) with a .241 opponent AVG in 12 games at home.

## 2018

- Began the season with LE, posting a 2.91 ERA (28 ER, 86.2 IP) in 17 appearances and a .229 opponent AVG...he fanned 92 while walking 33.
- Named California League Pitcher of the Week honors for the week of June 10.

- Promoted to SA on August 9, and he made his Texas League debut on August 10 vs. Tulsa...finished the season with the Missions, going 0-3 in his 4 starts and owning a 7.36 ERA (15 ER, 18.1 IP) with a .301 opponent clip.
- Made his 2nd Postseason appearance in the minors, starting Game 1 of the semifinal game at Corpus Christi and Game 2 of the Texas League Championship at Tulsa...SA dropped both games, and he pitched a combined 10.2 IP with 7 hits and 6 earned runs allowed (5.06 ERA), including 15 SO against 6 BB.

## 2017

- In his 1st professional season, posted a 2.54 ERA (18 ER, 63.2 IP) in 11 appearances (all starts) between the AZL Padres (R) and Fort Wayne (A).
- Made just 1 start for the AZL Padres (June 27 @ AZL Royals), working 5.0 IP of 2-run ball while fanning 7 before being promoted to FW on July 4 and making his Midwest League debut on that same day.
- Midwest League opponents hit just .192 (41-for-214) against him with 8 HR and 8 BB allowed in his 10 starts and 58.2 IP.
- In his 11 total starts, he fanned 89 batters across 63.2 IP (12.6 SO/9 IP) while walking just 10.
- Made two MWL Postseason appearances (both starts) at Bowling Green and Dayton, going 2-0 and not allowing a run in 12.0 innings of work.

### MICHEL BAEZ CAREER PITCHING

Season	Team	League	W	L	ERA	G	GS	CG	SV	SVO	IP	H	R	ER	HR	HB	BB	SO	WHIP	AVG	AB	WP	GIDP	TBF	NP/S
2017	SDI	ROK	1	0	3.60	1	1	0	0	0	5.0	2	2	1	0	2	7	0.80	.133	15	1	0	18	40/31	
2017	FW	A	6	2	2.45	10	10	0	0	0	58.2	41	16	16	8	2	82	0.84	.192	214	6	0	225	845/589	
2017	2 Teams	Minors	7	2	2.54	11	11	0	0	0	63.2	43	18	18	9	2	10	0.83	.188	229	7	0	243	885/620	
2018	LE	A(Adv)	4	7	2.91	17	17	0	0	0	86.2	73	32	28	5	4	33	1.22	.229	319	3	0	363	1471/917	
2018	SA	AA	0	3	7.36	4	4	0	0	0	18.1	22	20	15	4	2	12	2.1	1.85	.301	73	2	0	87	359/220
2018	2 Teams	Minors	4	10	3.69	21	21	0	0	0	105.0	95	52	43	9	6	45	1.13	.242	392	5	0	450	1830/1137	
2019	AMA	AA	3	2	2.00	15	0	1	1	1	27.0	22	9	6	1	2	11	1.22	.216	102	1	1	115	457/303	
2019	SD	MLB	1	1	3.03	24	1	0	0	0	29.2	25	10	10	3	3	14	2.8	1.31	.223	112	1	0	131	521/323
2020	SD	MLB	0	0	7.71	3	1	0	0	1	4.2	7	4	4	0	0	2	7	1.93	.333	21	0	0	23	99/59
2022	LE	A	0	0	1.17	4	2	0	0	0	7.2	3	1	1	0	0	1	9	0.52	.120	25	0	1	26	90/64
2022	SA	AA	4	1	2.41	13	0	0	1	1	18.2	10	5	5	3	5	4	2.4	0.75	.154	65	3	1	74	294/186
2022	ELP	AAA	1	2	8.44	24	0	0	0	0	21.1	27	21	20	3	3	18	2.4	2.11	.310	87	7	1	108	444/257
2022	SD	MLB	0	0	0.00	2	0	0	0	0	2.0	1	0	0	0	0	0	2	0.50	.143	7	1	0	7	25/14
2022	3 Teams	Minors	5	3	4.91	41	2	0	1	1	47.2	40	27	26	6	8	23	5.7	1.32	.226	177	10	3	208	828/507
Career		MLB	1	1	3.47	29	2	0	0	1	36.1	33	14	14	3	3	16	3.7	1.35	.236	140	2	0	161	645/396
Career		Minors	19	17	3.44	88	34	0	2	2	243.1	200	106	93	25	18	89	29.7	1.19	.222	900	23	4	1016	4000/2567

### CAREER TRANSACTIONS

### OPTIONS USED: 2/3

2016 Signed by SD as an international free agent, December 13



# MATTHEW BATTEN

Height: 5-10     Bats: R  
Weight: 197     Throws: R

# 37

INF

@batten4  
 m\_batten4

Full Name	Matthew Albert Batten
Date of Birth	June 22, 1995 in Shelton, Connecticut
Current Residence	Shelton, Connecticut
2023 Opening Day Age	27
MLB Service Time	0.058
MLB Debut	June 30, 2022 @ LAD (with SD)
How Obtained	Signed as a 32nd-round selection in the 2017 First-Year Player Draft, June 23
Contract Status	Signed through 2023

## QUICK HITS

- Made his Major League debut on June 30, 2022 at Dodger Stadium and totaled 15 games with the Padres, going 2-for-19 (.105) with a double and RBI.
- Spent the majority of his 2022 campaign at Triple-A El Paso where he slashed .289/.382/.458 and ranked among the top Chihuahuas in stolen bases (3rd, 18), walks (4th, 47), games played (6th, 85), at-bats (6th, 325), runs (6th, 63), hits (6th, 94), total bases (7th, 149), doubles (8th, 17), home runs (8th, 12) and RBI (9th, 46).
- In '22 with El Paso, notched career highs in slugging (.458), OPS (.840) and home runs (12) while hitting at a .290 clip-or-higher in each of his four full months with the Chihuahuas.
- Selected by the Padres in the 32nd round of the 2017 First-Year Player Draft out of Quinnipiac University (Hamden, CT).

## 2022 SEASON

- In his fifth professional season, made his Major League debut on June 30 @ LAD...went on to appear in 15 games with the Padres, going 2-for-19 (.105) with a double and RBI.
- Spent the majority of the campaign at El Paso (AAA) where he slashed .289/.382/.458 and ranked among the top Chihuahuas in stolen bases (3rd, 18), walks (4th, 47), games played (6th, 85), at-bats (6th, 325), runs (6th, 63), hits (6th, 94), total bases (7th, 149), doubles (8th, 17), home runs (8th, 12) and RBI (9th, 46).
- With ELP, notched career highs in SLG (.458), OPS (.840) and home runs while hitting at a .290 clip-or-higher in each of his four full months with the Chihuahuas.
- Batted .292 (28-for-96) for ELP with RISP, including a .375 clip (3-for-8) with the bases loaded.
- Hit .285 with 13 XBH (8 2B, 5 HR) in 47 home games for ELP and .294 with 17 XBH (9 2B, 1 3B, 7 HR) in 38 away games.
- Appeared in all 9 slots of the ELP batting order, hitting leadoff the majority of his games played (29 G, .291 AVG).
- Turned in a perfect fielding percentage across the diamond for the Padres, which included 7 games at third base (3 GS), 5 games at second base (1 GS), 2 games as the DH and 1 game in left field.
- Made 85 appearances in the field for the Chihuahuas,

playing in 36 games at shortstop (32 GS), 34 at third base (32 GS), 10 at second base (10 GS), 8 in left field (8 GS), 2 at first base (0 GS) and 1 in center field (1 GS).

## 2021

- Began the season with San Antonio (AA) for the 1st 6 games of the season before being promoted to El Paso (AAA) on May 12...hit .300 with a .370 on-base percentage in 117 games for the Chihuahuas...hit .293 including his time with SA and set career highs in runs scored (72), total hits (123), walks (53), and stolen bases (28).
- Led the Chihuahuas in games played, at-bats (417), runs scored (70), hits (125), strikeouts (119), and stolen bases (27)...his 125 hits finished 5th in Triple-A West, while his 70 runs scored finished 4th, and his 27 stolen bases finished 2nd.
- Had at least 1 hit in 69 of his last 84 games played dating back to June 24, including a season and career-long 11 game hitting streak.
- Played 7 different positions in 2021 for the Chihuahuas: pitcher (5 games), second base (18 games, 16 starts), third base (34 games, 31 starts), shortstop (44 games, 41 starts), left field (11 games, 10 starts), center field (6 games, 6 starts), right field (1 game), and as the designated hitter (1 game, 1 start).
- Hit .335 at home and .259 on the road for ELP.
- On July 3, went 4-for-5 with 4 runs scored, tying his career high for both hits and runs scored in a single game.
- In the month of August, hit .320 (33-for-103) and .308 in September (32-for-104).
- Played in the 2021 Arizona Fall League, batting .270 (17-for-63) in 20 games for the Peoria Javelinas with 2 doubles, 7 RBI, 4 stolen bases, and 12 walks.

## 2020

- Did not appear in the Padres' 60-man player pool at their Alternate Training Site.

## 2019

- Played in 2 games for Amarillo (AA) before being promoted on April 8 to ELP...proceeded to play in 109 games with the Chihuahuas, hitting .299 (106-for-354) with a .351 OBP and

# MATTHEW BATTEN



.424 SLG.

- Hit .341 in home games for ELP and .260 on the road.

## 2018

- Split the season between Single-A Lake Elsinore (13 games), Double-A San Antonio (63 games), and Triple-A El Paso (2 games), hitting a combined .272 (62-for-288) with 8 2B, 1 3B, 2 HR, 22 RBI, 39 walks, 31 runs scored and 12 SB.
- Began the season with ELP and was assigned to LE on May 8...in 13 games with the Storm, he hit .341 (14-for-41) with a .426 OBP and .816 OPS.
- Promoted from LE to SA on May 31 where he finished the season, playing 63 games for the Missions and batting .260 (47-for-181) with a .368 OBP.

## 2017

- In his first year of professional ball in 2017, split the campaign between Rookie-Level AZL Padres (29 games, batting .263 with 6 doubles, 2 triples, and 1 home run) and Single-A Tri-City (20 games, batting .206 with 2 doubles).
- Was assigned to AZL Padres on June 24 and promoted to the Dust Devils on August 3.

## PERSONAL

- Son of Son of John and Linda Batten...has one sister, Brittany.
- Went to St. Joseph High School in Trumbull, Connecticut.
- Attended Quinnipiac University (Hamden, Connecticut) where he majored in broadcast journalism and played baseball...is still the program's all-time leader in hits (249) and stolen bases (55), and as a senior, was named an All-MAAC Second Team (2015-16), NEIBA All-New England First Team (2015-16), and ABCA/Rawlings Northeast All-Region First Team (2015-16).


## MATTHEW BATTEN CAREER BATTEN

Season	Team	League	AVG	G	AB	R	H	2B	3B	HR	RBI	BB	SO	SB	CS	OBP	SLG	OPS	PA	HBP	SAC	SF	GIDP
2017	SD1	ROK	.263	29	99	22	26	6	2	1	14	11	22	1	0	.336	.394	.730	110	0	0	0	1
2017	TRI	A(Short)	.206	20	63	8	13	2	0	0	6	12	17	4	1	.338	.238	.576	77	1	0	1	1
2017	2 Teams	Minors	.241	49	162	30	39	8	2	1	20	23	39	5	1	.337	.333	.670	187	1	0	1	2
2018	LE	A(Adv)	.341	13	41	7	14	2	0	0	4	6	12	1	0	.426	.390	.816	47	0	0	0	0
2018	SA	AA	.260	63	181	22	47	6	1	2	18	29	55	11	2	.368	.337	.705	215	2	3	0	3
2018	ELP	AAA	.167	2	6	2	1	0	0	0	0	4	3	0	0	.500	.167	.667	10	0	0	0	0
2018	3 Teams	Minors	.272	78	228	31	62	8	1	2	22	39	70	12	2	.383	.342	.725	272	2	3	0	3
2019	AMA	AA	.200	2	5	1	1	0	1	0	0	2	1	1	0	.429	.600	1.029	7	0	0	0	0
2019	ELP	AAA	.299	109	354	59	106	20	3	6	48	28	86	7	8	.351	.424	.775	393	3	3	5	7
2019	2 Teams	Minors	.298	111	359	60	107	20	4	6	48	30	87	8	8	.353	.426	.779	400	3	3	5	7
2021	SA	AA	.174	6	23	2	4	1	0	0	2	5	7	1	1	.321	.217	.538	28	0	0	0	0
2021	ELP	AAA	.300	117	417	70	125	14	3	6	39	48	119	27	5	.370	.391	.761	467	0	0	2	5
2021	2 Teams	Minors	.293	123	440	72	129	15	3	6	41	53	126	28	6	.368	.382	.750	495	0	0	2	5
2022	ELP	AAA	.289	85	325	63	94	17	1	12	46	47	73	18	2	.382	.458	.840	378	3	1	2	5
2022	SD	MLB	.105	15	19	0	2	1	0	0	1	2	6	0	0	.227	.158	.385	22	1	0	0	0
Career		MLB	.105	15	19	0	2	1	0	0	1	2	6	0	0	.227	.158	.385	22	1	0	0	0
Career		Minors	.285	446	1514	256	431	68	11	27	177	192	395	71	19	.366	.398	.764	1732	9	7	10	22

## CAREER TRANSACTIONS

OPTIONS USED: 1/3

2017 Signed by SD as a 32nd-round selection in the 2017 First-Round Selection, June 23



# XANDER BOGAERTS

Height: 6-2      Bats: R  
Weight: 225      Throws: R

B0H-garts  
@XanderBogaerts  
thexman2

2  
INF

Full Name	Xander Jan Bogaerts
Date of Birth	October 1, 1992 in Oranjestad, Aruba
Current Residence	San Nicolas, Aruba
2023 Opening Day Age	30
MLB Service Time	9.042
MLB Debut	August 20, 2013 @ SF (with BOS)
How Obtained	Signed as a Major League free agent on December 9, 2022
Contract Status	Signed through 2033

## QUICK HITS

**WELCOME TO XAN DIEGO** The Padres introduced Xander to San Diego with a press conference on December 9, 2022, following the announcement of his 11-year accord with the Padres.

**CLEAR SOME MANTLE SPACE** The 2x World Series Champion won his 5th Silver Slugger award and was named to his 4th All-Star team in 2022.

**FROM 2018-22** Bogaerts joined Mookie Betts and Freddie Freeman as the only 3 players with an .825+ OPS in each season from 2018-22. He's 1 of just 7 shortstops to post at least 5 consecutive seasons with an .825+ OPS in the Modern Era.

**2022 RED SOX LEADER** In his 10th big league season, Bogaerts led the Red Sox in hits (171), batting average (.307), OBP (.377), walks (57), and runs scored (T-1st, 84).

**STAY HEALTHY, XANDER** Entered 2023 having completed his 4th consecutive season without being placed on the Injured List due to an injury (2019-22, not counting his stint on the COVID IL in '21. His last stint on the IL was back in 2018 when he was placed on April 9, 2018 with a left ankle injury, missing 15 games.

**ARUBA, ARUBA!** Bogaerts is the fifth Aruban to play in Major League Baseball, following Sidney Ponson, Calvin Maduro, Gene Kingsale, and Radhames Dykhoff. Played for Netherlands in the 2013 and 2017 World Baseball Classics. In 2011, after winning the gold medal in the Baseball World Cup, was inducted into the Knights Order of Orange-Nassau by the Governor of Aruba.

**FAMILY OF ATHLETES** Has a twin brother, Jair, who also played in the Red Sox organization. Both Xander and Jair signed with Boston out of Aruba in 2009. In 2012, Jair was traded to the Cubs to finalize the compensation for Theo Epstein.

**MULTI-LINGUAL** Speaks four languages: English, Spanish, Dutch, and Papiamentu (the latter two being Aruba's official languages).

**COME A LONG WAY** Signed with the Red Sox as an international free agent at 16 years old on August 23, 2009. Made his Major League debut in 2013 at only 20 years old.

## ACCOLADES

2x World Series Champion (2013 & '18 with BOS)

4x AL All-Star (2016, '19, '21, '22 with BOS)

5x Silver Slugger Award Winner (2015, '16, '19, '21, '22 with BOS)

All-MLB First Team (2019 with BOS, SS)

2x AL Player of the Week (July 8, 2018 & Sept. 4, 2022 with BOS)

2x Red Sox Jackie Jensen Spirit Award (2016, '17)

2x Thomas A. Yawkey Red Sox MVP (2015, '19)

## 2022 SEASON

- 2022 marked Xander's 10th Major League season...led the Red Sox in hits (171), AVG (.307), OBP (.377), walks (57), and runs scored (T-1st, 84).
- Joined Nomar Garciaparra (5) as the only Red Sox shortstops to be selected to as many as 4 All-Star Games.
- Set Red Sox records at shortstop for most games played (1,192), most starts (1,179), and most Opening Day starts (9), surpassing Everett Scott in each category.
- Joined Mookie Betts and Freddie Freeman as the only 3 players with an .825+ OPS in each season from 2018-22, and he's 1 of just 7 shortstops to post at least 5 consecutive seasons with an .825+ OPS in the Modern Era.
- Became 1 of 26 players in MLB history with 150+ home runs and 300+ doubles before turning 30 years old.
- Earned his 5th career Louisville Silver Slugger award (also: 2015-16, 2019, 2021), and was a Gold Glove Award finalist, setting career bests in defensive runs saved (4), ultimate zone rating (4.9) and outs above average (5).
- Named AL Player of the Week for Aug. 28-Sept. 3, his 2nd career time receiving the honor (also: July 8, 2018).
- Played at least 150 games for the 4th time (also 2015, '16, and '19) and completed his 4th consecutive season without being placed on the IL due to an injury (2019-22)...was on the COVID-19 IL in '21.
- Was 1 of 2 Sox players to hit at least .300 with RISP (min. 100 PA; also Kiké Hernández)...Bogaerts batted .301 (46-for-153) with 65 RBI in such situations.
- Hit .307 with a .833 OPS...was 1 of 11 qualified hitters to post a .295+ AVG and .825+ OPS in '22...BOS' Rafael Devers also

# XANDER BOGAERTS



did so (.295/.879), and the only other teammates to do so were HOU's Jose Altuve and Yordan Alvarez.

- Led the American League in batting vs. LHP in AVG (.376) and OBP (.469), trailing only STL's Paul Goldschmidt for the best mark in the majors in each category (.411/.515).
- Was 8-of-10 in stolen base attempts, with his 8 trailing just Trevor Story's 13 for the most on the ballclub.
- Joined Rafael Devers and J.D. Martinez as the Red Sox representatives in the 2022 All-Star Game in Los Angeles... Xander was voted a reserve by the player ballot.
- Bogaerts and Rafael Devers made 581 starts as a SS/3B combo, 2nd most in Red Sox history (behind Freddy Parent and Jimmy Collins, who started 697 games as a duo)... Bogaerts and Devers are the only SS/3B combo in Red Sox history to each be named All-Stars in the same season multiple times...only 2 other times have the Red Sox had a SS/3B combo represent them at the All-Star Game: Nomar Garciaparra and Shea Hillenbrand in 2002 and Eddie Bressoud and Frank Malzone in 1964.
- On April 8 @ NYY, set the Red Sox franchise record for most Opening Day starts at SS (9; 2014-22), surpassing Everett Scott's 8 at the position from 1914-21...became the 9th player

to make at least 9 consecutive Opening Day starts for the Sox at a single position.

- Reached base safely in 26 consecutive games from April 29-May 28 (.376 OBP).
- Tied a Red Sox record by recording multiple hits in 9 consecutive games from August 28-September 5, batting .541 during that span...the streak was the longest in MLB during 2022, and the longest since TOR's Lourdes Gurriel Jr. collected multiple hits in 11 consecutive games in July 2018.

## 2021

- Led Red Sox position players in fWAR (5.2) and was tied for the team lead in bWAR (4.9).
- Voted the AL's starting shortstop for the All-Star Game, his 2nd career start and 3rd selection.
- Led AL shortstops in OBP (.370), SLG (.493), and OPS (.863)...hit at least 20 HR for the 4th time (23), and ranked among the AL's top 15 in AVG (8th, .295), OBP (7th, .370), OPS (15th, .863), and doubles (T-13th, 34).
- Was the only AL player to qualify for the batting title and

# XANDER BOGAERTS



record an .850+ OPS in each of the last 4 seasons (.883, .939, .867, .863)...the only other players to do so were Bryce Harper, Freddie Freeman, and Mookie Betts.

- At Fenway Park, hit .316 with 15 HR and a .937 OPS...ranked 6th in the AL and 12th in MLB in home OPS.
- Hit 6 home runs in 17 games from April 20-May 4, his most in any 17-game span during his career.
- Played in his 1,000th career game on May 6 vs. DET...became the 30th player to reach that mark with the Sox.
- On August 31 @ TB, recorded an RBI single in the 1st inning but was removed from the game after the top of the 2nd... Placed on the COVID-19 IL the following day and missed 8 games...reinstated on September 10.

**POSTSEASON:** Started each of the Sox' 11 Postseason games at shortstop, batting .261 (12-for-46) with an .833 OPS, 3 HR and 6 RBI...became the 2nd Red Sox shortstop to hit 3+ HR in a single Postseason, joining Nomar Garciaparra (4 in 1999)...reached base safely in each of the Sox' first 9

games (.395 OBP), spanning the Wild Card Game through Game 4 of the ALCS vs. HOU.

## 2020

- In the pandemic-shortened season, started 53 of the Red Sox' 60 games (SS-52, DH-1) and led Boston in SLG (.502), OPS (.867), and steals (8- for-8)...also tied for the team lead in HR (11) and runs (36).
- Ranked 2nd on the team in AVG (.300), OBP (.364), hits (tied, 61), total bases (102) and RBI (28).
- Hit .300-or-better for the 3rd time in his career: .300 in 2020, .309 in 2019 and .320 in 2015...posted at least a .500 SLG and .850 OPS for the 3rd consecutive season.
- Finished with 368 career XBH, 6th-most by a Red Sox before turning 28 (Jim Rice-422, Carl Yastrzemski-409, Mookie Betts-394, Ted Williams-387, Tris Speaker-386).



# XANDER BOGAERTS



## 2019

- Completed his 7th ML season and did not turn 27 years old until October 1.
- In 155 games, hit .309 (190-for-614) with a .939 OPS, 33 HR, 52 doubles, 117 RBI, and 110 runs scored...led the Red Sox in RBI (117) and OPS (.939), while setting career highs in RBI, doubles (52), HR (33), XBH (85), BB (76), OBP (.384), SLG (.555) and OPS.
- According to FanGraphs, ranked 10th in the Majors in WAR (6.8), including 1st among Red Sox, 2nd among shortstops, and 8th among position players.
- Replaced Hunter Pence (injury) on the AL All-Star Game roster as a reserve...was his 2nd All-Star Game, having also started for the AL at shortstop in 2016.
- Joined Alex Rodriguez as the only shortstops in MLB history with 30+ HR and 50+ doubles in a season...is 1 of only 25 players ever to reach those totals in a season, and 1 of 3 Red Sox (also David Ortiz and Rafael Devers)...was 1 of only 5 players to start 150+ games at SS (153).
- Reached career milestones of 100 HR, 500 RBI, 500 runs scored, and 1,000 hits...became 1 of only 22 players to reach all of those totals for the Red Sox.
- Became only the 33rd player to debut since 1900 to have 100+ HR and 1,000+ hits prior to turning 27 years old (source: Elias).
- Was 1 of only 10 players in Red Sox history to record 50+ doubles in a season...ranked 2nd in the AL with 85 XBH, tied for the most in a season by a Red Sox SS (also:Nomar Garciaparra in 1997 and 2002).
- Became only the 10th shortstop ever with 100+ RBI in consecutive seasons (last: Miguel Tejada, 2000-04).
- Was the Red Sox' nominee for MLB's Hank Aaron Award, which recognizes the most outstanding offensive performer in each league.

## 2018

- Won his second World Series title with the Red Sox...he's the only player that was on the club's active roster for both titles in 2013 and '18.
- Finished 13th in the BBWAA's AL MVP voting.
- Ranked among AL leaders in RBI (T-5th), doubles (5th), XBH (11th), AVG (16th), OBP (15th), SLG (8th), and OPS (6th)...71 of his 148 hits (48.0%) went for extra bases.
- Was 1 of 16 players to record 100+ RBI in '18, ranking 5th in MLB in AB/RBI ratio (4.98)...was 1 of only 4 players in that group to also have 40+ doubles.
- Became only the 2nd Red Sox shortstop to hit 20+ HR and 40+ doubles in a season, joining Nomar Garciaparra (1997, 1999-2000, 2002).
- Became one of six Red Sox shortstops ever to record 100+ RBI in a season, joining Nomar Garciaparra (1998-99,

2002-03), John Valentin (1995), Rico Petrocelli (1970), Vern Stephens (1948-50) and Joe Cronin (1937, '39-40).

- Among ML shortstops, ranked 2nd in OBP, 4th in SLG, 3rd in OPS, 4th in RBI, 6th in HR and 6th in AVG.
- Led MLB with 3 grand slams...became the 11th Red Sox player to hit 3+ grand slams in a season, 1 shy of the club record (Babe Ruth, 4 in 1919).
- Owned MLB's 5th-highest OPS with RISP (1.130), as well as the 10th-highest AVG (.342; 51-for-149).
- Went 9-for-15 (.600) with 6 XBH with the bases loaded...hit .269 with a .402 OBP vs. LHP (29-for-108, 1 HR), and .294 with a .901 OPS vs. RHP (119-for-405, 22 HR).
- Started at SS for the Red Sox on Opening Day for the 5th consecutive season (2014-18).
- Placed on the 10-day Injured List with a left ankle injury on April 9...reinstated on April 27, missing 15 games.
- Named AL Player of the Week for the period July 2-8, his 1st time ever earning the weekly honor.

**POSTSEASON:** Started each of the Red Sox' 14 Postseason games and hit safely in 11 of them, including each of the first 8, going 13-for-58 (.224) with 7 RBI...homed in Game 2 of the ALDS vs. NYY.

## 2017

- In his fourth full ML season, hit .273 (156-for-571) with a .343 OBP and set career highs in triples (6) and steals (15).
- Battled a right hand injury throughout the 2nd half of the season after being hit by a pitch on July 6 at TB...in 80 games up to that point, was slashing .308/.363/.455 with 41 RBI.
- Served as the Sox' leadoff hitter 28 times, including in each of his final 17 appearances...in that role, hit .309 with a .406 OBP (34-for-110, 16 BB, 15 SO).
- Was 1 of 5 AL players named to the Esurance MLB All-Star Game Final Vote ballot.

- In his first 31 games through May 12, batted .350 (42-for-120) with a .405 OBP.
- Hit 2 triples on May 17 at STL, becoming the 1st Red Sox SS in 70 years with multiple triples in a game (last: Johnny Pesky on July 20, 1947-G2 at STL).
- Did not homer in his first 41 games of the season through May 24, then hit 6 HR in 38 games from May 25-July 5...recorded his 1st career multi-HR game on June 18 at HOU.

**POSTSEASON:** Started at shortstop in all 4 ALDS games vs. HOU...went 1-for-3 with a HR and 2 R in Game 4.

## 2016

- Earned his 1st All-Star selection and his 2nd consecutive Silver Slugger Award.

# XANDER BOGAERTS

- Won the Boston BBWAA's Jackie Jensen Hustle Award, presented to a Red Sox player for spirit & determination.
- Became the 1st player in Red Sox history to earn multiple Louisville Slugger Silver Slugger Awards at SS...was the 1st Red Sox INF to win a Silver Slugger in consecutive seasons since Wade Boggs (1986-89).
- Named to 3rd Opening Day roster at only 23 years old.
- Ranked T-7th in the Majors with 192 hits...led the AL with 81 hits in 2-strike counts.
- Hit 21 HR, more than he had in his first 3 ML seasons combined (20)...led AL shortstops in hits and runs.
- Became the 1st player in Red Sox history to homer 20 times in a season as a SS before turning 24 (source: ELIAS).
- Recorded his 100th hit of the season on June 19 vs. SEA... became the 1st player with 100+ hits through 68 team games since Ichiro Suzuki (103) and Matt Holliday (100) in 2007.
- Selected to start the 87th MLB All-Star Game at SS via the fan ballot on July 11 at Petco Park (1-for-2, 2B)...joined Mookie Betts as the 3rd pair of teammates—each age 23 or younger—to start the All-Star Game (source: ELIAS)...the others to do that were Ted Williams (LF) and Bobby Doerr (2B) of the 1941 Red Sox, and the Angels' Jim Fregosi (SS) and Dean Chance (P) in 1964.

**POSTSEASON:** Started each of the Red Sox' 3 ALDS games at SS.

## 2015

- Won the AL Silver Slugger Award at SS after finishing 2nd in the AL with both a .320 AVG (5th in MLB) and 196 hits (3rd in MLB).
- Led the Red Sox with 156 games, 613 AB, and 231 times on base...played all 156 games at SS (154 starts), marking the most games and starts at SS by a Red Sox since 2003 (Nomar Garciaparra, 156 G - 155 GS).
- Named a finalist for the AL Rawlings Gold Glove Award at SS...his 196 hits ranked 3rd in MLB behind only MIA's Dee Gordon (205) and HOU's Jose Altuve (200)...were the most ever hits by a Red Sox in an age-22 season or younger, passing Ted Williams in 1940 (193).
- After the season, named the SS on The Sporting News' AL All-Star Team.
- Named team MVP by the Boston chapter of the BBWAA (Thomas A. Yawkey Award), the first Red Sox SS to be recognized since Nomar Garciaparra in 1998.
- Was the youngest Red Sox ever to earn a Silver Slugger Award at any position (turned 23 in October) and the youngest AL SS since Alex Rodriguez in 1998.
- His .320 AVG trailed only Miguel Cabrera (.338) in the AL... marked an 80-point improvement over 2014 (.240).
- Batted an ML-best .341 (116-for-340) in 80 games as the No. 3 hitter in the lineup (min. 150 PA).

## 2014

- Played a team-high 144 games in his 1st full ML season at age 21...made 98 starts at SS and 44 at 3B...ranked 2nd on the team with 41 XBH.
- Bogaerts' 144 games and 594 PA in 2014 were both the most among Major Leaguers age 21-or-younger that season, and the most by a Red Sox that young since Tony Conigliaro in 1966 (150 G, 628 PA)...since 1920, the only other Red Sox aside from Bogaerts and Conigliaro with that many PA in a season at age 21-or-younger was Ted Williams (675 PA in 1939, 661 PA in 1940)...Bogaerts' 12 homers in 2014 were the most in a season by a Red Sox at age 21-or-younger since Conigliaro (24 in 1964, 32 in 1965, 28 in 1966)...the only other Red Sox ever with that many homers in a season before turning 22 were Williams (31 in 1939, 18 in 1940), Bobby Doerr (12 in 1939), and Rafael Devers (21 in 2018).
- Hit .266/.333/.391 as a SS and .182/.217/.300 as a 3B.
- Placed among AL rookie leaders in hits (3rd, 129), XBH (T-3rd), total bases (3rd, 195), 2B (3rd, 28), BB (T-3rd, 39), runs (4th, 60), HR (5th, 12), and RBI (5th, 46).
- Served as Boston's everyday SS through June 1...shifted to 3B on June 2 when Stephen Drew was recalled...returned to SS following Drew's July 31 trade to NYY.
- On March 31 @ BAL, became Boston's youngest Opening Day SS in a century (21-year-old Everett Scott in 1914).
- Hit 1st career HR at Fenway Park on May 17 vs. DET...was the youngest Red Sox player to go deep at Fenway since Jim Rice in 1974 at 21 years old.
- His 89 times on base through the end of May were the most ever by a Red Sox rookie and most by an AL rookie since SEA's Ichiro Suzuki (97 times in 2001).

## 2013

- Made his Major League debut on August 20 @ SF and played in 18 regular season contests before appearing in 12 of BOS' 16 Postseason games, en route to the 2013 World Series title.
- Named *Baseball America's* Red Sox Minor League Player of the Year and the Greg Montalbano Award as Red Sox Minor League Player of the Year from Boston Baseball Writers.
- Named *USA Today Sports'* Minor League Player of the Year and tabbed the SS on *Baseball America's* Minor League All-Star First Team.
- Selected to BOS' active roster on Aug. 19 and made 12 regular season starts between SS (6 GS) and 3B (6 GS).
- Made ML debut with a start at SS on Aug. 20 @ SF (went 0-for-3)...at 20 years and 323 days old, was BOS' youngest position player to appear in a game since Dwight Evans (debuted at 20 years, 318 days old on September 16, 1972).
- Was the Sox' youngest SS since Luis Alvarado in 1969 (20 years old) and the club's youngest player in a game overall since RHP Jeff Suppan in 1995 (20 years old).

# XANDER BOGAERTS



- Was the 3rd-youngest player to appear in a ML game in 2013 behind Bryce Harper and Jurickson Profar.
- Singled off Brandon League in the 9th inning on Aug. 24 @ LAD for his 1st ML hit...recorded 1st XHBs on Sept. 7 @ NYY (2B, HR), including his 1st HR off Jim Miller in the 5th inning.
- Split minor league season between Double-A Portland and Triple-A Pawtucket, combining to hit .297 (132-for-444) with 23 2B, 6 3B, and 15 HR in 116 games.
- At 20 years old, was the youngest player in the International League all season.
- Started at SS for Team World in the XM All-Star Futures Game on July 14 at Citi Field (2-for-3, BB, R).
- Invited to 1st ML Spring Training and was the youngest Red Sox in big league camp (20 years old).
- Appeared in 7 World Baseball Classic games during Netherlands' run to the World Championship Round.
- Following the season, ranked as BOS' No. 1 prospect and the best power hitter in the system for a 2nd straight season, according to *Baseball America*.

- Also rated the No. 1 prospect in both the International League and the Eastern League.

**POSTSEASON:** Appeared in 12 of BOS' 16 postseason games en route to the 2013 World Series title...made 8 starts, all at 3B in the club's final 8 games.

- At 21 years and 22 days old in Game 1, became the 11th-youngest position player ever to start a World Series game... among the other 10, 5 are in the Hall of Fame (Freddie Lindstrom, Mickey Mantle, Travis Jackson, Ty Cobb and Willie Mays)...became the 2nd-youngest player ever to start each World Series game for a team that won it all; the only younger player was FLA's Miguel Cabrera (20 years old in 2003).
- Was the youngest Red Sox position player ever to appear in a Postseason game (surpassed by Rafael Devers in 2017), and 3rd Red Sox to play in the Postseason at age 21-or-younger, joining Babe Ruth (20 in 1915, 21 in 1916) and Ken Brett (19 in 1967).
- Pinch ran in the 9th inning in his Postseason debut in Game 3 of the ALDS at TB...came around to score the tying run on a Dustin Pedroia groundout, becoming the youngest Red Sox player ever to score a run in Postseason play (surpassed by Rafael Devers in 2017).
- Drew a 7th-inning walk as a pinch hitter in ALDS Game 4 and scored the tying run on a wild pitch...T-1st among ALCS batters with 4 runs scored.
- In ALCS Game 5, made 1st start in the Postseason at 3B...at 21 years and 16 days old, was the youngest Red Sox ever to start a Postseason game (surpassed by Rafael Devers in 2017).
- Was the 3rd-youngest ALCS starter ever behind Claudell Washington (20y, 55d in Game 2 in 1974) and Bret Saberhagen (20y, 176d in Game 3 in 1984).

## 2010-12

- In **2012**, was honored as Red Sox Minor League Offensive Player of the Year and *Baseball America's* Red Sox Minor League Player of the Year...was also named to *Baseball America's* Minor League All-Star Second Team after splitting the season between High-A Salem and Double-A Portland, combining to hit .307 (146-for-476) in 127 games.
- In **2011**, reported to Single-A Greenville on June 9 and spent the rest of the season as the club's youngest player (18 years old)...he was named South Atlantic League Batter of the Week on August 1, and following the season, ranked by *Baseball America* as Boston's No. 2 prospect.
- in **2010** made his professional debut and was named Red Sox Latin Program Player of the Year and a DSL All-Star... Xander led the DSL Red Sox in AVG (.314), hits (75), HR (3), RBI (42), total bases (101), SLG (.423), and OPS (.819), and he and twin brother Jair each hit a grand slam for the DSL Red Sox on August 20 @ DSL Indians.

## PERSONAL

- On November 8, 2013, after Xander helped the Red Sox win the World Series, he became the inaugural honoree on Paseo Herencia's Aruba Walk of Stars (similar to Hollywood's Walk of Fame)...during the dedication, then-Prime Minister Mike Eman called Xander an "exemplary role model for island youth."
- Wears number 2 because of Hall of Famer Derek Jeter.
- Participated in the Senior Little League World Series in Bangor, ME in 2009...graduated from Colegio Arubano High School in Aruba in 2009.
- His twin brother, Jair, who also played in the Red Sox organization...both Xander and Jair signed with Boston out of Aruba in 2009...in 2012, Jair was traded to the Cubs to finalize the compensation for Theo Epstein.
- Xander and Jair learned baseball from their uncle, Glenroy Brown...Xander would use a broomstick to hit almonds that grew in the family's backyard.
- Is 1 of only 6 Aruban-born players in MLB history...Aruba is a former Dutch colony, but it is now its own country...however, Aruba is still part of the Kingdom of the Netherlands...in the 2013 and 2017 World Baseball Classics, Xander played for the Netherlands.
- Was knighted in 2011 by the governor of Aruba after helping Netherlands win a gold medal in the IBAF Baseball World Cup.

# XANDER BOGAERTS

## XANDER BOGAERTS CAREER BATTING

Season	Team	League	AVG	G	AB	R	H	2B	3B	HR	RBI	BB	SO	SB	CS	OBP	SLG	OPS	PA	HBP	SAC	SF	GDP
2010	DSL RSK	ROK	.314	63	239	39	75	7	5	3	42	30	37	4	5	.396	.423	.819	280	6	0	5	4
2011	GVL	A(Full)	.260	72	265	38	69	14	2	16	45	25	71	1	3	.324	.509	.833	296	2	0	4	4
2012	SAL	A(Adv)	.302	104	384	59	116	27	3	15	64	43	85	4	4	.378	.505	.883	435	5	1	2	8
2012	POR	AA	.326	23	92	12	30	10	0	5	17	1	21	1	1	.351	.598	.949	97	3	0	1	0
2012	2 Teams	Minors	.307	127	476	71	146	37	3	20	81	44	106	5	5	.373	.523	.896	532	8	1	3	8
2013	POR	AA	.311	56	219	40	68	12	6	6	35	35	51	5	1	.407	.502	.909	259	2	1	2	4
2013	PAW	AAA	.284	60	225	32	64	11	0	9	32	28	44	2	2	.369	.453	.822	256	2	1	0	8
2013	BOS	MLB	.250	18	44	7	11	2	0	1	5	5	13	1	0	.320	.364	.684	50	0	0	1	1
2013	2 Teams	Minors	.297	116	444	72	132	23	6	15	67	63	95	7	3	.388	.477	.865	515	4	2	2	12
2014	BOS	MLB	.240	144	538	60	129	28	1	12	46	39	138	2	3	.297	.362	.659	594	8	2	7	11
2015	BOS	MLB	.320	156	613	84	196	35	3	7	81	32	101	10	2	.355	.421	.776	654	3	3	3	16
2016	BOS	MLB	.294	157	652	115	192	34	1	21	89	58	123	13	4	.356	.446	.802	719	6	0	3	14
2017	BOS	MLB	.273	148	571	94	156	32	6	10	62	56	116	15	1	.343	.403	.746	635	6	0	2	17
2018	PAW	AAA	.667	1	3	1	2	1	0	1	0	0	0	0	0	.667	2.000	2.667	3	0	0	0	0
2018	BOS	MLB	.288	136	513	72	148	45	3	23	103	55	102	8	2	.360	.522	.882	580	6	0	6	14
2019	BOS	MLB	.309	155	614	110	190	52	0	33	117	76	122	4	2	.384	.555	.939	698	2	0	6	11
2020	BOS	MLB	.300	56	203	36	61	8	0	11	28	21	41	8	0	.364	.502	.866	225	0	0	1	3
2021	BOS	MLB	.295	144	529	90	156	34	1	23	79	62	113	5	1	.370	.493	.863	603	5	0	7	13
2022	BOS	MLB	.307	150	557	84	171	38	0	15	73	57	118	8	2	.377	.456	.833	631	10	0	7	14
Career		MLB	.292	1264	4834	752	1410	308	15	156	683	461	987	74	17	.356	.458	.814	5389	46	5	43	114
Career		Minors	.297	379	1427	221	424	82	16	55	236	162	309	17	16	.373	.493	.866	1626	20	3	14	28

## WILD CARD

Season	Team	League	AVG	G	AB	R	H	2B	3B	HR	RBI	BB	SO	SB	CS	OBP	SLG	OPS	PA	HBP	SAC	SF	GDP
2021	BOS	MLB	.500	1	2	2	1	0	0	1	2	2	1	0	0	.750	2.000	2.750	4	0	0	0	0

## DIVISION SERIES

Season	Team	League	AVG	G	AB	R	H	2B	3B	HR	RBI	BB	SO	SB	CS	OBP	SLG	OPS	PA	HBP	SAC	SF	GDP
2013	BOS	MLB	.000	2	0	3	0	0	0	0	0	2	0	0	0	1.000	.000	1.000	2	0	0	0	0
2016	BOS	MLB	.250	3	12	1	3	0	0	0	0	0	4	0	0	.250	.250	.500	12	0	0	0	0
2017	BOS	MLB	.059	4	17	2	1	0	0	1	1	1	4	0	0	.111	.235	.346	18	0	0	0	0
2018	BOS	MLB	.294	4	17	2	5	0	0	1	2	1	1	0	0	.316	.471	.787	19	0	0	1	0
2021	BOS	MLB	.333	4	18	3	6	0	0	1	2	1	3	0	0	.368	.500	.868	19	0	0	0	1
Career	BOS	MLB	.234	17	64	11	15	0	0	3	5	5	12	0	0	.286	.375	.661	70	0	0	1	1

## LEAGUE CHAMPIONSHIP SERIES

Season	Team	League	AVG	G	AB	R	H	2B	3B	HR	RBI	BB	SO	SB	CS	OBP	SLG	OPS	PA	HBP	SAC	SF	GDP
2013	BOS	MLB	.500	4	6	4	3	3	0	0	0	3	1	0	0	.667	1.000	1.667	9	0	0	0	0
2018	BOS	MLB	.263	5	19	1	5	1	0	0	3	3	1	0	0	.364	.316	.680	22	0	0	0	1
2021	BOS	MLB	.192	6	26	2	5	2	0	1	2	2	10	0	0	.250	.385	.635	28	0	0	0	0
Career	BOS	MLB	.255	15	51	7	13	6	0	1	5	8	12	0	0	.356	.431	.787	59	0	0	0	1

## WORLD SERIES

Season	Team	League	AVG	G	AB	R	H	2B	3B	HR	RBI	BB	SO	SB	CS	OBP	SLG	OPS	PA	HBP	SAC	SF	GDP
2013	BOS	MLB	.238	6	21	2	5	0	1	0	2	1	8	0	0	.261	.333	.594	23	0	0	1	1
2018	BOS	MLB	.136	5	22	2	3	1	0	0	2	3	6	0	0	.240	.182	.422	25	0	0	0	2
Career	BOS	MLB	.186	11	43	4	8	1	1	0	4	4	14	0	0	.250	.256	.506	48	0	0	1	3

# XANDER BOGAERTS



## POSTSEASON (COMBINED)

Season	Team	League	AVG	G	AB	R	H	2B	3B	HR	RBI	BB	SO	SB	CS	OBP	SLG	OPS	PA	HBP	SAC	SF	GIDP
2013	BOS	MLB	.296	12	27	9	8	3	1	0	2	6	9	0	0	.412	.481	.893	34	0	0	1	1
2016	BOS	MLB	.250	3	12	1	3	0	0	0	0	4	0	0	.250	.250	.500	12	0	0	0	0	
2017	BOS	MLB	.059	4	17	2	1	0	0	1	1	1	4	0	0	.111	.235	.346	18	0	0	0	0
2018	BOS	MLB	.224	14	58	5	13	2	0	1	7	7	8	0	0	.303	.310	.613	66	0	0	1	3
2021	BOS	MLB	.261	11	46	7	12	2	0	3	6	5	14	0	0	.333	.500	.833	51	0	0	0	1
Career	BOS	MLB	.231	44	160	24	37	7	1	5	16	19	39	0	0	.309	.381	.690	181	0	0	2	5

## ALL-STAR

Season	Team	League	AVG	G	AB	R	H	2B	3B	HR	RBI	BB	SO	SB	CS	OBP	SLG	OPS	PA	HBP	SAC	SF	GIDP
2016	AL	MLB	.500	1	2	0	1	1	0	0	0	0	0	0	0	.500	1.000	1.500	2	0	0	0	0
2019	AL	MLB	.000	1	1	0	0	0	0	0	0	0	0	0	0	.000	.000	.000	1	0	0	0	1
2021	AL	MLB	.667	1	3	0	2	0	0	0	1	0	1	0	0	.667	.667	1.334	3	0	0	0	0
2022	AL	MLB	.000	1	1	0	0	0	0	0	0	0	1	0	0	.000	.000	.000	1	0	0	0	0
Career	AL	MLB	.429	4	7	0	3	1	0	0	1	0	2	0	0	.429	.571	1.000	7	0	0	0	1

## CAREER TRANSACTIONS

OPTIONS USED: 0/3

2009 Signed by BOS as an international free agent, August 23

2022 Signed by SD as a Major League free agent, December 9



# AARON BROOKS

NRI

Height: 6-5      Bats: R  
Weight: 226      Throws: R

aaronbrooks

# 62

RHP

Full Name	Aaron Lee Brooks
Date of Birth	April 27, 1990 in Montclair, California
Current Residence	Malcolm, Nebraska
2023 Opening Day Age	32
MLB Service Time	2,131
MLB Debut	May 3, 2014 vs. DET (with KC)
How Obtained	Signed as a minor league free agent on December 12, 2022
Contract Status	Signed through 2023

## QUICK HITS

- Pitched in KBO (Korea Baseball Organization) in South Korea from 2020-21 under Manager (and current Padres third base coach) Matt Williams, compiling a 14-9 record with 2.79 ERA over 36 starts.
- Has been a member of 7 different MLB organizations (Kansas City, Oakland, Chicago Cubs, Milwaukee, Baltimore, San Diego, and St. Louis). He has been with two of them on two separate occasions: Oakland (in 2015, '18) and San Diego (2021, '23).
- Attended Cal State San Bernardino and was named California College Athletic Association Freshman of the Year in 2009.

## 2022 SEASON

- Signed by the Cardinals as a minor league free agent on January 27 and was selected to the Major League roster on March 25.
- Made his Cardinals' debut on April 10 vs. PIT, marking his 1st MLB appearance since September 25, 2019.
- Made 5 appearances for the big league club (all in relief), owning a 7.71 ERA (8 ER, 9.1 IP) with 3 home runs allowed... he fanned 7 and allowed 2 walks.
- Brooks was designated for assignment on May 2, and he cleared waivers and was outrighted to Triple-A Memphis on May 5.
- Made 15 appearances (13 starts) for a 5.56 ERA (43 ER, 69.2 IP) with the Redbirds...he went 5-4 overall, and opponents hit .296 (81-for-274) with 54 strikeouts against 20 walks through his final appearance on August 27 vs. Charlotte.

## 2021

- Started 13 games for Kia in his second season in the KBO (Korea Baseball Organization) under manager Matt Williams, former Major League third baseman and current Padres' third base coach.
- Missed nearly one month (June 2-30) due to a flexor strain suffered in a start at Hanwha (June 1)...returned and made 2 starts before the Olympic Break, holding his opposition to 1 run in each of the 2 starts.
- Tossed 16.0 innings without allowing an earned run (April 14-

## ACCOLADES

Texas League Pitcher of the Week (July 29, 2013 - Northwest Texas)

Pioneer League Pitcher of the Week (August 15, 2011 - Idaho Falls)

Pioneer League Post-Season All-Star (2011, Idaho Falls)

25)...struck out a season-high nine batters at KT Wiz on May 1 over 6.0 innings in a 3-0 loss.

- On August 31, was signed by the San Diego Padres as a minor league free agent but never pitched for the organization, declaring free agency on November 7.

## 2020

- In his first season in the KBO in South Korea, he posted an 11-4 record with the Kia Tigers with a 2.50 ERA in 23 starts covering 151.2 innings...tied for the team lead in wins and led the team in ERA and WHIP (1.024)...ranked 3rd in the KBO in ERA and 2nd in WHIP.
- His 151.1 innings with Kia in 2020 was his highest single season inning total with 1 team and most since 2015 when he pitched a combined 174.0 innings between the minor and Major Leagues.

## 2019

- Split the campaign between BAL and OAK, posting a career high 29 appearances (18 as a starter and 11 in relief)... between the 2 clubs, he posted a 5.65 ERA (69 ER, 110.0 IP) with 82 punchouts against 34 walks.
- Began the season with the A's, posting a 5.01 ERA in 15 appearances (6 starts)...was designated for assignment on July 3 and claimed off waivers by BAL on July 6.
- In 14 appearances (12 starts) with the Orioles, he had a 6.18 ERA (41 ER, 59.2 IP).
- He was granted an unconditional release on November 15, and he signed a contract with the Kia Tigers of the KBO on that same day.

## 2018

- Spent the entire season at Triple-A Colorado Springs in the Milwaukee Brewers organization before being traded to Oakland on September 3 for cash considerations.

# AARON BROOKS

NRI



- Pitched in 3 games for OAK in September and did not allow a run in 2.2 innings...opponents went 1-for-8 (.125) with 2 walks and a strikeout.
- Went 9-4 with a 3.35 ERA in 26 games (15 starts) with the Sky Sox...tied for 7th in the Pacific Coast League in wins...he also allowed 8 home runs in 99.1 innings.
- Allowed 1 run on 3 hits in a season-high tying 7.0 innings in an 8-1 win over Iowa in his final Triple-A start on Aug. 23... was selected by Milwaukee on Aug. 30 but was designated for assignment the next day.

## 2017

- Spent most of the season at Triple-A Iowa where he went 8-9 with a 6.20 ERA in 24 starts before he was designated for assignment on Aug. 19.
- Claimed off waivers by MIL on Aug. 22 and went 0-1 with a 4.70 ERA in 2 starts with Triple-A Colorado Springs... combined with both clubs for an 8-10 record and a 6.12 ERA in 26 starts...walked just 28 batters in 145.2 innings and his average of 1.73 walks per nine innings was the lowest in the Pacific Coast League.

## 2016

- Traded from the A's to the Chicago Cubs on Feb. 25 for Chris Coghlan but spent the entire season on the Cubs' disabled list with a right hip contusion.
- Was placed on the 15-day disabled list March 25 and was

sent to Triple-A Iowa June 11 for a rehab assignment...went 1-1 with a 7.71 ERA in 5 games, including 4 starts, before his rehab assignment was halted July 7...was transferred to the 60-day DL on Aug. 19.

## 2015

- Began the season in the Kansas City organization and went 0-0 with a 6.23 ERA in 2 relief appearances over 4 stints with the Royals...was traded to the A's with minor league pitcher Sean Manaea on July 28 for Ben Zobrist and cash considerations.
- Went 3-4 with a 6.71 ERA in 11 games, including nine starts, with the A's...combined for a 6.67 ERA and .332 opp. AVG in 13 games overall.
- His ERA was 4th-highest in the American League among pitchers with 50-or-more innings...his opponents batting average included a mark of .292 against LHH, compared to .347 against RHH.
- Pitched in 2 games over 4 stints with the Royals (April 26, May 12-15, June 20-21 and July 7)...was traded to the A's July 28 and earned his first Major League win in his A's debut, a start on Aug. 1 against Cleveland.
- Struck out a career-high 7 batters in his 2nd start Aug. 6 vs. Houston, and he allowed a run in 7.0 innings in that outing to become the 4th pitcher in Oakland history to toss at least 7.0 innings while allowing one run-or-fewer in each of his first 2 games with the A's (Darling, 1991; Appier, 1999; Harden, 2003).

# AARON BROOKS



- Was optioned to Triple-A Nashville Aug. 15 and returned to Oakland Aug. 29, going 2-3 with a 6.94 ERA over final seven games...combined for a 7-5 record, a 3.56 ERA and .275 opp. AVG in 20 games (19 starts) with Triple-A Omaha and Nashville.
- At the time of the July 28 trade to the A's, he ranked 4th in the Pacific Coast League in strikeouts (92) and T-8th IP (106.2).

## 2011-14

- Saw two stints with the Royals in **2014**, but pitched the majority of his season at Triple-A Omaha...made his Major League debut May 3, allowing 6 runs in 2.0 innings of relief against Detroit.
- Made his first ML start May 31 @ TOR, surrendering 7 runs in 0.2 IP.
- Tabbed Omaha Pitcher of the Year after going 12-3 with a 3.88 ERA and .278 opp. AVG in 25 games (23 starts).
- Tossed a 2-hit shutout in the Pacific Coast League Championship-clinching game, defeating Reno, 4-0...named PCL Postseason MVP, going 3-0 with an 0.75 ERA with 3 walks and 24 strikeouts in 3 playoff starts.
- In **2013**, combined for a 9-10 record, a 4.28 ERA and .274 opponents batting average in 26 games (all starts) with Single-A Wilmington and Double-A Northwest Arkansas.
- Was named the Naturals Pitcher of the Year after being

promoted to Double-A on June 1.

- In **2012**, went 9-12 with a 4.98 ERA and .304 opponents batting average in 27 starts with Single-A Kane County...ranked fourth in the Midwest League in innings pitched (153.2) and fifth in strikeouts (120).
- In his professional debut in **2011**, earned Pioneer League All-Star honors after going 6-2 with a 3.84 ERA in 15 games (13 starts) with Idaho Falls...finished 2nd in the league in ERA and innings, T-4th in wins and T-8th in strikeouts.

## PERSONAL

- Graduated from Cajon (CA) High School in San Bernardino, where he established the school record in career home runs hit and wins as a pitcher.
- Played college baseball at the University of California-San Bernadino posting a 10-11 record over three seasons.
- Left the school as the all-time innings pitched leader with 2471, including a start where he pitched 10 innings vs. CSU-Stanislaus.
- Ranked 3rd in NCAA Division I in walks/9 IP in 2011.
- Is an avid fisherman.
- He and his wife, Whitney, have a son, Westin, and a daughter, Monroe.
- Resides in Manhattan, Kansas.



# AARON BROOKS



## AARON BROOKS CAREER PITCHING

Season	Team	League	W	L	ERA	G	GS	CG	SV	SVO	IP	H	R	ER	HR	HB	BB	SO	WHIP	AVG	AB	WP	GDP	TBF	NP/S
2011	IDF	ROK	6	2	3.84	15	13	0	0	0	79.2	89	42	34	7	3	8	73	1.22	.285	312	5	15	330	525/472
2012	KC	A(Full)	9	12	4.98	27	27	1	0	0	153.2	191	99	85	18	4	26	120	1.41	.304	628	9	11	670	1093/923
2013	WIL	A(Adv)	2	3	4.47	10	10	0	0	0	56.1	60	28	28	4	0	11	43	1.26	.271	221	3	3	233	368/312
2013	NWA	AA	7	7	4.17	16	16	1	0	0	103.2	113	51	48	13	3	11	67	1.20	.281	402	2	9	427	1520/1031
2013	2 Teams	Minors	9	10	4.28	26	26	1	0	0	160.0	173	79	76	17	3	22	110	1.22	.278	623	5	12	660	1888/1343
2014	OMA	AAA	12	3	3.88	25	23	1	1	1	139.0	151	67	60	14	1	25	97	1.27	.278	543	5	13	578	2113/1413
2014	KC	MLB	0	1	43.88	2	1	0	0	0	2.2	12	13	13	1	2	3	2	5.63	.667	18	0	1	24	87/52
2015	OMA	AAA	6	5	3.71	18	17	1	0	1	106.2	118	46	44	9	1	21	92	1.30	.282	418	1	10	446	1608/1103
2015	NAS	AAA	1	0	2.25	2	2	0	0	0	12.0	9	3	3	1	0	0	11	0.75	.209	43	0	1	44	141/96
2015	KC	MLB	0	0	6.23	2	0	0	0	0	4.1	6	3	3	0	0	0	3	1.38	.333	18	0	1	18	58/39
2015	OAK	MLB	3	4	6.71	11	9	0	0	0	51.0	67	38	38	9	4	14	35	1.59	.321	209	0	6	232	827/531
2015	2 Teams	Minors	7	5	3.56	20	19	1	0	1	118.2	127	49	47	10	1	21	103	1.25	.275	461	1	11	490	1749/1199
2015	2 Teams	AAA	7	5	3.56	20	19	1	0	1	118.2	127	49	47	10	1	21	103	1.25	.275	461	1	11	490	1749/1199
2015	2 Teams	MLB	3	4	6.67	13	9	0	0	0	55.1	73	41	41	9	4	14	38	1.57	.322	227	0	7	250	885/570
2016	IOW	AAA	1	1	7.71	5	4	0	0	0	16.1	23	15	14	5	0	4	12	1.65	.329	70	0	2	75	290/188
2017	IOW	AAA	8	9	6.20	24	24	0	0	0	138.0	181	102	95	27	2	28	105	1.51	.320	565	4	15	608	2240/1492
2017	COS	AAA	0	1	4.70	2	2	0	0	0	7.2	11	8	4	2	0	1	2	1.57	.333	33	0	1	35	108/67
2017	2 Teams	Minors	8	10	6.12	26	26	0	0	0	145.2	192	110	99	29	2	29	107	1.52	.321	598	4	16	643	2348/1559
2017	2 Teams	AAA	8	10	6.12	26	26	0	0	0	145.2	192	110	99	29	2	29	107	1.52	.321	598	4	16	643	2348/1559
2018	COS	AAA	9	4	3.35	26	15	1	0	0	99.1	100	40	37	8	0	28	74	1.29	.263	380	2	11	410	1533/1014
2018	OAK	MLB	0	0	0.00	3	0	0	0	0	2.2	1	0	0	0	0	2	1	1.13	.125	8	0	1	10	42/25
2019	OAK	MLB	2	3	5.01	15	6	0	0	0	50.1	49	29	28	12	4	14	43	1.25	.249	197	1	3	215	853/543
2019	BAL	MLB	4	5	6.18	14	12	0	0	0	59.2	69	43	41	9	6	20	39	1.49	.289	239	3	8	267	1046/649
2019	2 Teams	MLB	6	8	5.65	29	18	0	0	0	110.0	118	72	69	21	10	34	82	1.38	.271	436	4	11	482	1899/1192
2022	MEM	AAA	5	4	5.56	15	13	0	0	2	69.2	81	45	43	9	2	20	54	1.45	.296	274	3	7	300	1090/693
2022	STL	MLB	0	0	7.71	5	0	0	0	0	9.1	11	8	8	3	1	2	7	1.39	.275	40	0	0	43	154/106
Career		MLB	9	13	6.55	52	28	0	0	0	180.0	215	134	131	34	17	55	130	1.50	.295	729	4	20	809	3067/1945
Career		Minors	66	51	4.54	185	166	5	1	4	982.0	1127	546	495	117	16	183	750	1.33	.290	3889	34	98	4156	12629/8804

## CAREER TRANSACTIONS

OPTIONS USED: 3/3

- 2011 Signed by KC as a ninth-round selection in the 2011 First-Year Player Draft, June 13
- 2015 Acquired by OAK from KC along with LHP Sean Manaea in exchange for INF Ben Zobrist, July 28
- 2016 Acquired by CHC from OAK in exchange for Chris Coghlan, February 25
- 2017 Claimed off waivers by MIL, August 22
- 2018 Acquired by OAK from MIL for cash considerations, September 3
- 2019 Claimed off waivers by BAL, July 6  
Signed by Kia Tigers of the Korea Baseball Organization (KBO), November 15
- 2021 Signed by SD as a minor league free agent, August 31
- 2022 Signed by STL as a minor league free agent, January 27  
Signed by SD as a minor league free agent, December 12



# DANIEL CAMARENA

NRI

Height: 6-0    Bats: L  
Weight: 210    Throws: L

CAM-uh-RAY-na

dcamarena72

# 72

LHP

Full Name	Daniel Ricardo Camarena
Date of Birth	November 9, 1992 in Bonita, California
Current Residence	Bonita, California
2023 Opening Day Age	30
MLB Service Time	0.022
MLB Debut	June 19, 2021 vs. CIN
How Obtained	Signed as a minor league free agent on February 13, 2020
Contract Status	Signed through 2023

## QUICK HITS

- Joined the Padres in February 2020 after 7 seasons in the NYY, CHC and SF farm systems.
- On July 8, 2021, he became the 2nd pitcher in MLB history to hit a grand slam for his 1st career hit. It came off Max Scherzer and ignited SD's 9-8 victory after once trailing 8-0, tying the franchise record for their largest comeback victory.
- Following his improbable grand slam, the nickname "Slamarena" was born, with t-shirts and other gear donning the nickname hitting the racks in the Padres team store.

## 2022 SEASON

- Missed the entire season recovering from Tommy John surgery, performed in May '22.

## 2021

- Received his first ML action across three separate stints with SD...earned Triple-A West Postseason All-Star honors for the El Paso Chihuahuas.
- Made his ML debut on June 19 vs. CIN, allowing three runs on four hits while striking out three across 2.2 IP in SD's 7-5 victory...was scoreless in his first 2.0 frames before giving up three runs in the 5th inning...optioned back to ELP the following day.
- Recalled from ELP on July 8...that same day, relieved Yu Darvish in the 4th inning and surrendered 2 runs, resulting in the Padres trailing the Nationals 8-0...after Fernando Tatis Jr.'s solo HR and Wil Myers' bases loaded walk, Camarena came to the plate with the bases loaded and hit a grand slam off Max Scherzer on a 1-2 pitch for his 1st career hit, igniting SD's franchise-tying largest comeback victory.
- He became the 2nd pitcher in MLB history to hit a grand slam for his 1st career hit (also: "Frosty" Bill Duggleby in 1898) and the 1st to do it in baseball since SF's Brandon Crawford on May 27, 2011 @ MIL...he was also the 1st relief pitcher to hit a slam since PIT's Don "Caveman" Robinson vs. CHC on Sept. 12, 1985.
- He made 22 app. (19 starts) for the Chihuahuas, going 6-7 with a 4.75 ERA (44 ER, 83.1 IP).
- Allowed just 1 hit across 6.0-shutout innings on June 8 @

## ACCOLADES

Pacific Coast League Post-Season All-Star (2021, El Paso)

Triple-A West Pitcher of the Week (June 13, 2021)

Florida State League Mid-Season All-Star (2014, Tampa)

Round Rock, earning Triple-A West Player of the Week honors on June 13.

- Per Statcast, he relied on 5 pitches: Sinker (33%), Slider (30%), 4-Seamer (20%), Curveball (11%) and Changeup (6%).

## 2020

- Spent the campaign at the Padres' Alternate Training Site as part of the club's 60-man player pool but did not appear on the active roster in 2020.

## 2019

- Signed a minor league contract with MIN in January and made one start for Triple-A Rochester in April before being released on Apr. 29.
- Signed by NYY to a minor league contract on May 8 and went on to make 17 app. (16 starts) for Triple-A Scranton/Wilkes-Barre, going 4-8 with a 6.27 ERA (69 ER, 99.0 IP).

## 2018

- Signed by CHC as a minor league free agent and spent time in the Cubs' ML Spring Training camp before being re-acquired by NYY in exchange for future considerations.
- Made 8 app. (all starts) for SWB and posted a 5.08 ERA (22 ER, 39.0 IP) before being released by NYY on May 20.
- Signed by SF to a minor league contract on May 24 and spent the majority of the campaign with Sacramento (AAA), going 1-8 with a 5.65 ERA (50 ER, 79.2 IP) in 16 app.

## 2017

- Went 6-6 with a 3.65 ERA (48 ER/118.1 IP) between Trenton (AA) and SWB...combined to walk just 31 in 118.1 innings while striking out 78.

# DANIEL CAMARENA

NRI



## 2012-16

- In **2016**, went 10-7 with 1 complete game, 1 save and a 3.68 ERA (58 ER, 141.2 IP) in 29 app. (22 starts) between Tampa (A), TRN (AA) and SWB...his 1.52 BB/9.0 IP ratio was 15th-lowest among all minor leaguers (min. 140.0 IP)...was tabbed by *Baseball America* as having the "Best Control" among Eastern League pitchers.
- Missed the **2015** season while recovering from a procedure to remove bone spurs from his left elbow.
- Split the **2014** season between TAM and TRN, and combined to go 7-11 with a 3.40 ERA (54 ER, 143.0 IP) in 26 starts...named a Florida State League Mid-Season All-Star.
- Made 25 appearances (21 starts) with Charleston (A) in **2013**...was 4-6 with a 4.42 ERA (55 ER, 112.0 IP)...made 4

consecutive scoreless app. (3 starts) from June 15-July 4 (18.0 IP), holding opponents to a .036 AVG (2-for-55).

- In **2012**, made his pro debut with the GCL Yankees, recording a 1.02 ERA (2 ER, 17.2 IP) in 5 G (3 starts).

## PERSONAL

- Grew up in Bonita, Calif., and had committed to play at the University of San Diego before signing with NYY.
- Graduated from Cathedral Catholic High School in San Diego and went 9-1 with a 0.53 ERA as a senior in 2011, earning MaxPreps' All-State Team honors.

# DANIEL CAMARENA

NRI



## CAREER TRANSACTIONS

OPTIONS USED: 2/3

2011	Signed by NYY as a 20th-round selection in the First-Year Player Draft, August 30
2018	Signed by CHC as a minor league free agent, January 8
	Acquired by NYY from CHC in exchange for future considerations, April 3
	Signed by SF as a minor league free agent, May 24
2019	Signed by MIN as a minor league free agent, January 19
	Signed by NYY as a minor league free agent, May 8
2020	Signed by SD as a minor league free agent, February 13

# DANIEL CAMARENA

NFI



## DANIEL CAMARENA CAREER PITCHING

Season	Team	League	W	L	ERA	G	GS	CG	SV	SVO	IP	H	R	ER	HR	HB	BB	SO	WHIP	AVG	AB	WP	GDP	TBF	NP/S
2012	YAN	ROK	0	0	1.02	5	3	0	0	0	17.2	8	2	2	1	0	0	15	0.45	.136	59	0	0	60	93/91
2013	CSC	A(Full)	4	6	4.42	25	21	0	0	0	112.0	109	67	55	11	4	19	83	1.14	.251	435	4	4	465	1261/925
2014	TAM	A(Adv)	5	5	2.35	16	16	0	0	0	88.0	77	37	23	6	3	28	69	1.19	.230	335	4	5	367	656/508
2014	TRN	AA	2	6	5.07	10	10	0	0	0	55.0	61	32	31	8	0	14	43	1.36	.284	215	0	3	235	889/576
2014	2 Teams	Minors	7	11	3.40	26	26	0	0	0	143.0	138	69	54	14	3	42	112	1.26	.251	550	4	8	602	1545/1084
2016	TAM	A(Adv)	1	0	1.50	2	0	0	0	0	6.0	2	1	1	1	0	1	4	0.50	.100	20	0	0	21	75/53
2016	TRN	AA	9	6	3.68	25	22	1	1	1	129.2	126	60	53	12	2	21	106	1.13	.252	500	3	8	526	1845/1254
2016	SWB	AAA	0	1	6.00	2	0	0	0	0	6.0	9	5	4	1	0	2	4	1.83	.346	26	0	1	28	107/70
2016	3 Teams	Minors	10	7	3.68	29	22	1	1	1	141.2	137	66	58	14	2	24	114	1.14	.251	546	3	9	575	2027/1377
2017	TRN	AA	2	4	3.81	15	15	1	0	0	82.2	89	46	35	5	0	20	48	1.32	.276	322	0	8	351	1259/828
2017	SWB	AAA	4	2	3.28	7	7	0	0	0	35.2	30	14	13	3	1	11	30	1.15	.224	134	1	3	146	553/348
2017	2 Teams	Minors	6	6	3.65	22	22	1	0	0	118.1	119	60	48	8	1	31	78	1.27	.261	456	1	11	497	1812/1176
2018	RIC	AA	0	0	2.57	1	1	0	0	0	7.0	6	4	2	1	0	1	2	1.00	.231	26	1	0	28	88/62
2018	SWB	AAA	2	3	5.08	8	8	0	0	0	39.0	44	23	22	3	2	20	34	1.64	.288	153	1	3	178	647/401
2018	SAC	AAA	1	8	5.65	16	15	0	0	0	79.2	97	53	50	9	0	32	64	1.62	.299	324	3	4	364	1348/859
2018	3 Teams	Minors	3	11	5.30	25	24	0	0	0	125.2	147	80	74	13	2	53	100	1.59	.292	503	5	7	570	2083/1322
2018	2 Teams	AAA	3	11	5.46	24	23	0	0	0	118.2	141	76	72	12	2	52	98	1.63	.296	477	4	7	542	1995/1260
2019	ROC	AAA	0	0	6.23	1	0	0	0	0	4.1	5	3	3	1	1	0	6	1.15	.278	18	0	0	19	71/49
2019	SWB	AAA	4	8	6.27	17	16	0	0	0	99.0	121	74	69	21	2	22	88	1.44	.303	400	3	8	428	1548/1062
2019	2 Teams	Minors	4	8	6.27	18	16	0	0	0	103.1	126	77	72	22	3	22	94	1.43	.301	418	3	8	447	1619/1111
2019	2 Teams	AAA	4	8	6.27	18	16	0	0	0	103.1	126	77	72	22	3	22	94	1.43	.301	418	3	8	447	1619/1111
2021	ELP	AAA	6	7	4.75	22	19	0	1	1	83.1	83	51	44	11	2	31	62	1.37	.256	324	7	4	366	1294/846
2021	SD	MLB	0	1	9.64	6	0	0	0	0	9.1	16	12	10	2	0	3	7	2.04	.364	44	0	0	47	174/110
Career		MLB	0	1	9.64	6	0	0	0	0	9.1	16	12	10	2	0	3	7	2.04	.364	44	0	0	47	174/110
Career		Minors	40	56	4.33	172	153	2	2	2	845.0	867	472	407	94	17	222	658	1.29	.263	3291	27	51	3582	11734/7932



# LUIS CAMPUSANO

Height: 6-0      Bats: R  
Weight: 213      Throws: R

CAM-poo-SAH-know  
 luiscampusano5

# 12

C

Full Name	Luis Genaro Campusano-Bracero
Date of Birth	September 29, 1998 in Augusta, Georgia
Current Residence	Augusta, Georgia
2023 Opening Day Age	24
MLB Service Time	0.144
MLB Debut	September 4, 2020 @ OAK (with SD)
How Obtained	Signed as a 2nd-round selection in the 2017 First-Year Player Draft on June 23
Contract Status	Signed through 2023

## QUICK HITS

- Entered 2023 rated as the No. 3 prospect in SD's farm system by *Baseball America*.
- In his MLB debut on Sept. 4, 2020 @ OAK, hit an opposite-field HR in the 8th for his 1st hit, becoming the 15th Padre to have his 1st-career hit go for a HR (1st since Patrick Kivlehan in 2016). Jorge Oñá did it 6 days later on September 10 vs. SF.
- In his 5-year minor league career from 2017-22, hit .301 with a .369 OBP, .472 SLG and .841 OPS.
- In 2019 with Lake Elsinore (A), won the California League batting title (.325) and the co-MVP award.
- Became the 1st catcher selected in the 2017 First-Year Player Draft when the Padres took him 39th overall.

## 2022 SEASON

- Appeared in 16 games across two stints with the Padres, slashing .250/.260/.333 with 1 2B, 1 HR and 5 RBI.
- Was the starting catcher in 9 of his 10 appearances behind the plate, totaling a .988 fielding percentage (1 E/84 TC) over 78.0 innings.
- Made three starts in five total appearances as the designated hitter, going 1-for-13 (.077) with 1 run and 1 RBI.
- Began the season with El Paso (AAA) before being recalled on April 24...optioned back to ELP on May 1 and remained with the Chihuahuas before being recalled on Aug. 26, and spent the remainder of the season at the big-league level... logged a hit in 6 of his final 9 starts at a .313 clip (10-for-32) with 1 home run and 3 RBI.
- Over his final 6 games of the regular season, hit .318 (7-for-22) and collected a hit in 4 of those games, including a career-long, 3-consecutive multi-hit efforts from Sept. 17-22.
- With ELP, turned in a .298 AVG (95-for-319) with 15 doubles, a triple, 14 homers and 60 RBI across 81 games.
- Ranked among the top Chihuahua bats in hits (5th, 95), RBI (5th, 60), home runs (6th, 14), total bases (6th, 154), games (7th, 81), runs (7th, 62), doubles (9th, 15) and walks (9th, 33).
- Logged 529.2 innings behind the plate at ELP, which trail just his 2019 mark of 675.1 innings at Single-A Lake Elsinore.
- Entered 2022 rated as the No. 44 prospect in all of baseball by MLB Pipeline, No. 53 by *Baseball America*, and No. 67 by

## ACCOLADES

- California League MVP (2019, Lake Elsinore)
- MLB.com Organization All-Star (2019, SD)
- Baseball America* High Class-A All-Star (2019, Lake Elsinore)
- Mid-Season All-Star (2018 Midwest League & 2019 California League)
- California League Post-Season All-Star (2019, Lake Elsinore)

ESPN and *The Athletic*.

- Also entered 2022 as the 7th-best catching prospect in all of baseball by MLB Pipeline.

**POSTSEASON:** Made SD's roster in their 3 rounds of the Postseason, but did not make an appearance

## 2021

- Made his 1st-career Opening Day roster and made 11 appearances with SD in '21 after playing just 1 game for the Padres in the 2020 regular season.
- Went 3-for-34 (.088) at the dish with 4 walks in his 11 app.
- All 3 of his hits came off right-handed pitching, and he went 0-for-3 vs. left-handers.
- Made his 1st career app. in the field at the ML level, starting 9 games at catcher...didn't make an error in 86 total chances and 75.0 innings...allowed 4 SB without catching a runner stealing with a 3.24 catcher's ERA.
- Was optioned to the Padres' Alternate Training Site on April 28 and assigned to Triple-A El Paso on May 3.
- In 81 games played for the Chihuahuas, he hit .295 (86-for-292) with 21 2B, 3 3B, 15 HR, 45 RBI, 47 runs scored, 27 walks, a .365 OBP, a .541 SLG, and a .906 OPS...his .906 OPS was 2nd highest on the team behind Brian O'Grady (.913).
- Made 62 app. behind the plate for ELP (all starts)...caught 511.2 IP, totaling a .985 fielding percentage (8 E/541 TC).
- On July 11, represented the Padres' along with CJ Abrams in the 2021 SiriusXM All-Stars Futures game for the NL team @ Coors Field...went 0-for-1 with a RBI.
- Voted as the best defensive catcher in the Padres farm system by *Baseball America* in their Best Tools survey for the Padres farm system, voted on by MLB executives, scouts and managers.

# LUIS CAMPUSANO



## 2020

- Selected to the ML roster on September 4 from the Alternate Training Site and made his MLB debut that night, batting 7th as the DH against the A's in Oakland...hit an opposite-field HR in the 8th for his 1st hit, becoming the 15th Padre in team history to have his 1st-career hit go for a HR (1st since Patrick Kivlehan in 2016)...Jorge Oñá did it 6 days later on September 10 vs. SF.
- Was the 5th Padre in 2020 to make his MLB debut (joining Edward Olivares, Jake Cronenworth, Luis Patiño and Jorge Mateo)...was an MLB-leading 6th Padre who was 21-or-younger to make his MLB debut since the start of 2019 (joining Fernando Tatis Jr., Josh Naylor, Andres Muñoz, Adrian Morejon, and Luis Patiño).
- His highest level of play prior to his sole MLB game was Single-A Lake Elsinore, where he won the California League batting crown in 2019.
- Scratched from the lineup on Sept. 5 due to left hand soreness...was placed on the 10-day IL on Sept. 6 (retro to Sept. 5) with a left wrist sprain.

**POSTSEASON:** Made both the Wild Card Series and National League Division Series rosters for the Padres...

made just 1 playoff appearance, pinch-hitting for DH Jurickson Profar in Game 3 of the NLDS vs. LAD in the bottom of the 8th inning (struck out)...in 2020, appeared in as many playoff games as he did regular season games.

## 2019

- Entered the season ranked by *Baseball America* as the No. 79 overall prospect, the Padres No. 5 prospect and the Padres No. 1 catching prospect.
- Spent the whole season with Lake Elsinore (A), setting career highs in nearly every offensive category while winning the California League batting crown by hitting .325 (137-for-422) with 31 2B, 1 3B, 15 HR, 81 RBI and 52 BB in 110 games played...also named the California League co-MVP, along with Lancaster's Luis Castro, and earned his 1st-career MiLB.com Organizational All-Star honors.
- Opened the season with a 10-game hitting streak (.474) before being placed on the 7-day IL on April 16...reinstated on April 23 for his sole stint on the IL in 2019.
- Entered the season having hit just 7 HR in 107 games...in 2019, he hit 15 home runs in 110 games, finishing 2nd on the Storm behind Gabriel Arias' 17 HR.

# LUIS CAMPUSANO



- His walk rate (10.7%) nearly equated his SO rate (11.7%).
- Earned CAL Mid-Season All-Star honors, hitting .317 (63-for-199) prior to the break.
- Led all qualifying Storm players in AVG (.325), OBP (.396), SLG (.509) and OPS (.906).
- Caught a career-high 675.1 innings in 77 games (all starts) behind the plate, committing 9 errors and allowing 4 passed balls for a .989 fielding %...caught 22 runners stealing (T-8th in CAL) in 97 stolen base attempts.
- Named a CAL Post-Season All-Star after hitting .242 with 2 2B, 1 3B and 5 RBI in 8 G for the Storm in the Postseason.
- Following the season, played for the Peoria Javelinas in the AFL, appearing in just 4 games and going 1-for-13.

## 2018

- Spent the entire campaign with Fort Wayne (A) in his 1st action at the Single-A level, hitting .288 in 70 G.
- In the 1st half of the season, hit .293 (48-for-164) en route to

being named a Midwest League Mid-Season All-Star, the 1st such accolade of his career.

- Placed on the 7-day DL (retro: July 29).

## 2017

- Divided his 1st professional season between AZL Padres 1 (R) and AZL Padres 2 (R), hitting .269 (36-for-134) with 4 2B, 4 HR, 25 RBI and 16 BB between the clubs.
- Made 27 appearances behind the plate (26 starts) and caught 213.2 innings with 7 errors committed.

## PERSONAL

- Attended Cross Creek High School in Augusta, Georgia.
- Was committed to the University of South Carolina.
- Ranked by Perfect Game as the No. 4 overall prep player (No. 1 catcher) in Georgia.
- His favorite player growing up was Salvador Perez.



# LUIS CAMPUSANO



## LUIS CAMPUSANO CAREER BATTING

Season	Team	League	AVG	G	AB	R	H	2B	3B	HR	RBI	BB	SO	SB	CS	OBP	SLG	OPS	PA	HBP	SAC	SF	GIDP
2017	SD1	ROK	.278	24	90	3	25	4	0	1	13	6	14	0	1	.327	.356	.683	98	1	0	1	4
2017	SD2	ROK	.250	13	44	5	11	0	0	3	12	9	11	0	1	.377	.455	.832	53	0	0	0	0
2017	2 Teams	Minors	.269	37	134	8	36	4	0	4	25	15	25	0	2	.344	.388	.732	151	1	0	1	4
2017	2 Teams	ROK	.269	37	134	8	36	4	0	4	25	15	25	0	2	.344	.388	.732	151	1	0	1	4
2018	FW	A(Full)	.288	70	260	26	75	11	0	3	40	19	43	0	1	.345	.365	.710	284	4	0	1	9
2019	LE	A(Adv)	.325	110	422	63	137	31	1	15	81	52	57	0	0	.396	.509	.905	487	4	0	9	15
2020	SD	MLB	.333	1	3	2	1	0	0	1	1	0	2	0	0	.500	1.333	1.833	4	1	0	0	0
2021	ELP	AAA	.295	81	292	47	86	21	3	15	45	27	66	1	0	.365	.541	.906	326	6	0	1	9
2021	SD	MLB	.088	11	34	0	3	0	0	0	1	4	11	0	0	.184	.088	.272	38	0	0	0	2
2022	ELP	AAA	.298	81	319	62	95	15	1	14	60	33	62	0	0	.363	.483	.846	358	2	0	4	12
2022		MLB	.250	16	48	4	12	1	0	1	5	1	11	0	0	.260	.333	.593	50	0	0	1	2
Career		MLB	.188	28	85	6	16	1	0	2	7	5	24	0	0	.239	.271	.510	92	1	0	1	4

## DIVISION SERIES

Season	Team	League	AVG	G	AB	R	H	2B	3B	HR	RBI	BB	SO	SB	CS	OBP	SLG	OPS	PA	HBP	SAC	SF	GIDP
2020	SD	MLB	.000	1	1	0	0	0	0	0	0	0	1	0	0	.000	.000	.000	1	0	0	0	0

## POSTSEASON (COMBINED)

Season	Team	League	AVG	G	AB	R	H	2B	3B	HR	RBI	BB	SO	SB	CS	OBP	SLG	OPS	PA	HBP	SAC	SF	GIDP
2020	SD	MLB	.000	1	1	0	0	0	0	0	0	0	1	0	0	.000	.000	.000	1	0	0	0	0

## CAREER TRANSACTIONS

OPTIONS USED: 2/3

2017 Signed by SD as a second-round selection in the First-Year Player Draft, June 23



# DREW CARLTON

(RHP)

Height: 6-1      Bats: R  
Weight: 213      Throws: R

@drewcarlton12

drew.carlton9895

# 73

RHP

Full Name	Drew Michael Carlton
Date of Birth	September 8, 1995 in Lakeland, Florida
Current Residence	Winter Haven, Florida
2023 Opening Day Age	27
MLB Service Time	0.046
MLB Debut	September 4, 2021 @ CIN (with DET)
How Obtained	Signed as a minor league free agent on December 10, 2022
Contract Status	Signed through 2023

## QUICK HITS

- Played collegiately at Florida State University, where he was a team captain for the 2017 Seminole team that advanced to the College World Series.
- The first Major League strikeout of his career was Nelson Cruz on September 11, 2021 vs. TB.
- Made his Major League debut on September 4, 2021 @ CIN, needing just one pitch to retire the only batter he faced. According to Elias, he became the first Tigers pitcher since at least 2000 to throw just one pitch in his big league debut and the 1st in MLB since San Diego's Buddy Baumann on July 16, 2016.
- Was drafted by the Tigers in the 32nd round in the 2017 First-Year Player Draft. At the time he made his debut in 2021, 17 of the 31 players the Tigers drafted ahead of Carlton were no longer active in professional baseball.

## 2022 SEASON

- Was with Triple A Toledo for most of 2022, pitching in 46 games, including two starts, and posting a 4-3 record with 2 saves, a 4.78 ERA (31 ER, 58.1 IP) and 67 strikeouts.
- Appeared in five games with Detroit and had a 2.08 ERA (4 ER, 8.2 IP) and seven strikeouts.
- Turned in his longest outing of the season on May 28 vs. CLE, throwing 2.0 innings and allowing two runs on three hits with a strikeout.

## 2021

- Spent the majority of the 2021 season with Toledo (AAA), appearing in 33 games, including 2 starts...also saw the first big league action of his career pitching in 4 games with DET.
- Posted a 1.07 WHIP with the Mud Hens and limited opponents to a .232 (46-for-198) opponent average.
- Did not allow a run in eight of his first 11 outings with Toledo, posting a 2-0 record with a 1.59 ERA with 14 SO.
- Made his ML debut on Sept. 4 @ CIN, needing just one pitch to retire the only batter he faced..according to Elias, he became the first Tigers pitcher since at least 2000 to throw just one pitch in his debut...the last MLB pitcher to do so was San Diego's Buddy Baumann on July 16, 2016.

## ACCOLADES

Eastern League Mid-Season All-Star (2019, Erie)

MiLB.com Organization All-Star (2019, Detroit)

- Recorded the first strikeout of his big league career on Sept. 11 vs. TB, fanning Nelson Cruz in the ninth inning

## 2020

- Was not a part of DET's 60-man player pool at their Alternate Training Site, and worked out remotely as a result of the COVID-19 pandemic.

## 2019

- Made a career high 45 appearances with Double-A Erie in 2019...was selected to the Eastern League Mid-Season All-Star Team and was named a Double A All-Star by *Baseball America*...was also selected as a Tigers Organization All-Star by MiLB.com.
- Ranked tied for fifth in the Eastern League with 45 appearances, while he was sixth with 19 saves.
- Converted his first 17 save opportunities of the season before having a blown save on August 24 at Harrisburg.
- Was Tigers Minor League Pitcher of the Month for August, going 2-0 with seven saves, a 0.55 ERA and 17 punchouts.

## 2018

- Spent most of the 2018 season with Single-A Lakeland, pitching in 34 games for the Flying Tigers.
- Finished the season tied for eighth in the Florida State League with nine saves.

## 2017

- Began his professional career in 2017, making 20 appearances between the GCL Tigers West, Single A Connecticut and Single-A West Michigan...was named the Minor League Pitcher of the Year for Connecticut.
- Ranked 2nd in the New York-Penn League with 10 saves.
- Appeared in 11 games with Connecticut in August and had a 1-0 record with nine saves, a 0.75 ERA (1 ER, 12.0 IP).

# DREW CARLTON



## PERSONAL

• Played collegiately at Florida State University, where he was a team captain for the 2017 Seminole team that advanced to the College World Series.

• Growing up in Lakeland, Florida he went to many Tigers' Spring Training games in Florida, and he ended up pitching for them, making his big league debut in 2021.

## DREW CARLTON CAREER PITCHING

Season	Team	League	W	L	ERA	G	GS	CG	SV	SVO	IP	H	R	ER	HR	HB	BB	SO	WHIP	AVG	AB	WP	GDP	TBF	NP/S
2017	TIW	ROK	0	0	0.90	6	0	0	2	4	10.0	10	2	1	0	1	1	9	1.10	.263	38	1	0	40	63/56
2017	CT	A(Short)	1	0	1.29	13	0	0	10	10	14.0	8	2	2	1	0	2	20	0.71	.160	50	2	0	52	200/135
2017	WM	A(Full)	0	0	0.00	1	0	0	0	0	1.0	0	0	0	0	0	0	0.00	.000	4	0	0	4	16/10	
2017	3 Teams	Minors	1	0	1.08	20	0	0	12	14	25.0	18	4	3	1	1	3	29	0.84	.196	92	3	0	96	279/201
2018	LAK	A(Adv)	4	2	2.38	34	0	0	9	12	56.2	46	19	15	0	1	11	57	1.01	.217	212	0	4	226	838/612
2018	ERI	AA	0	0	1.64	5	0	0	0	0	11.0	11	3	2	0	1	1	11	1.09	.275	40	0	2	44	155/111
2018	2 Teams	Minors	4	2	2.26	39	0	0	9	12	67.2	57	22	17	0	2	12	68	1.02	.226	252	0	6	270	993/723
2019	ERI	AA	4	3	1.46	45	0	0	19	20	68.0	48	20	11	3	1	18	65	0.97	.200	240	0	9	266	948/667
2021	TOL	AAA	3	3	2.92	33	2	0	4	8	52.1	46	22	17	5	0	10	49	1.07	.232	198	1	4	208	813/552
2021	DET	MLB	0	0	4.91	4	0	0	0	0	3.2	6	2	2	1	0	4	1	2.73	.429	14	0	1	19	73/39
2022	TOL	AAA	4	3	4.78	46	2	0	2	6	58.1	58	33	31	9	2	11	67	1.18	.254	228	2	5	245	907/627
2022	DET	MLB	0	0	2.08	5	0	0	0	0	8.2	4	4	2	1	0	0	7	0.46	.129	31	1	0	32	120/83
Career		MLB	0	0	2.92	9	0	0	0	0	12.1	10	6	4	2	0	4	8	1.14	.222	45	1	1	51	193/122
Career		Minors	16	11	2.62	183	4	0	46	60	271.1	227	101	79	18	6	54	278	1.04	.225	1010	6	24	1085	3940/2770

## CAREER TRANSACTIONS

OPTIONS USED: 1/3

2017 Signed by DET as a 32nd-round selection in the 2017 First-Year Player Draft, June 26

2022 Signed by SD as a minor league free agent, December 10



# MATT CARPENTER

Height: 6-3    Bats: L  
Weight: 224    Throws: R

# 14

INF

@MattCarp13  
 MattCarp13

Full Name	Matthew Martin Carpenter
Date of Birth	November 26, 1985 in Galveston, Texas
Current Residence	Glen Rose, Texas
2023 Opening Day Age	37
MLB Service Time	10,145
MLB Debut	June 4, 2011 vs. CHC (with STL)
How Obtained	Signed as a Major League free agent on December 19, 2022
Contract Status	Signed through 2023 with a player option for 2024

## QUICK HITS

**TCU** Is a graduate of Texas Christian University. In the offseason, he drives his golf cart to work out on the campus. Decided to keep his mustache that he grew while with the Yankees following the 2022 season because the TCU football team had done especially well while he had his mustache, advancing to the College Football Championship.

**TASTE OF THE GLORY** Received a World Series ring for his contributions to the 2011 St. Louis Cardinals team, but he did not appear in the 2011 Postseason.

**WELCOME TO SAN DIEGO** In his introductory press conference, Carpenter said: *"No disrespect to the beautiful San Diego weather, but I didn't come here for the weather. I came here because this team has a really good chance to win a World Series and I want to be a part of that. I want to be a part of something special."*

**A SHORTENED 2022** Despite missing time on the 10 and 60-day ILs with a left foot fracture, he led MLB players (min. 150 plate appearances) in OPS (1.138) and SLG (.727), just ahead of former teammate and the AL MVP award winner, Aaron Judge (1.111 OPS/.686 SLG).

**CAREER #'S** Over 12 seasons with STL (2011-21) and NYY (2022), he slashed .263/.369/.456 with 780 runs scored, 310 doubles, 28 triples, 170 HR, 613 RBI, 718 BB and 27 SB in 1,376 career games.

**CARP IN THE POSTSEASON** Has appeared on a Postseason roster 8 times (did not appear in a game in 2021) and has made seven Postseason appearances (2012-15, 2019-20 & '22) at a .228 clip (37-for-170) and 24 runs scored, 9 doubles, 1 triple, 6 home runs, 21 RBI and 17 walks in 56 career playoff games.

**HOMERS HOMERS HOMERS** Hit 15 home runs in 154 plate appearances in 2022 after hitting 7 HR in 418 PA over his previous 2 seasons from 2020-21.

## ACCOLADES

3x AL All-Star (2013, '14, '16 with STL)

NL Silver Slugger Award Winner (2013 with STL, 2B)

4x NL Player of the Week (STL) & 1x AL Player of the Week (NYY)

Cardinals' Heart & Hustle Award Nominee (2013, '14, '15 with STL)

- Proceeded to become the first player in Yankee history to hit 14 homers within his first 29 hits and just the third player in the Modern Era (since 1900) to do so with any team, joining Mark McGwire (17 HR in 1997 with St. Louis) and Derek Dietrich (16 HR in 2019 with Cincinnati).
- Hit 15 home runs in 154 plate appearances in 2022 after hitting seven HR in 418 PA over his previous two seasons from 2020-21...his 15 homers from May 26-August 8 were tied for the 6th-most in the AL and T-12th most in the Majors over that span.
- Hit .333 (11-for-33) against LHP and .295 (28-for-95) vs. RHP.
- Among all players in with at least 150 plate appearances overall, Carpenter led the big leagues in OPS (1.138) and slugging percentage (.727), just ahead of former teammate and the AL MVP award winner, Aaron Judge (1.111 OPS/.686 SLG).
- Was the only Yankee other than Judge to win an AL Player of the Week honor (won for the week of July 11-17 after hitting .400 in a five-game span).
- Appeared defensively in RF (12 games), first base (5 G), left field (3 G), third base (2 G)...also made 16 starts as the DH
- Placed on the 10-day IL on Aug. 9 with a left foot fracture...transferred to the 60-day IL on October 2 before being reinstated on Oct. 11.

**POSTSEASON:** Appeared in six Postseason games for NYY, hitting .083 (1-for-12) with nine punchouts...utilized as a pinch-hitter four times and was the designated hitter twice.


## 2021

- Made starts at 2B (29), 1B (9), 3B (4), and DH (2) in final year with STL...started just 12 of the Cardinals' final 72 games beginning July 11.
- Hit .150 (9-for-60) with 2 HR and 9 RBI as a pinch hitter, ranking among the NL pinch leaders in total appearances (1st, 77), walks (1st, 14), at-bats (2nd) and runs (3rd, 9).

## 2022 SEASON

- After beginning the season with Triple-A Round Rock in the Texas Rangers organization, he was released on May 19 and signed a Major League contract with the Yankees on May 26...in 47 games with NYY, he hit .305 (39-for-128) with 9 doubles, 15 HR, 19 walks, 37 RBI, and 28 runs scored.

# MATT CARPENTER



- Made his 1st MLB pitching appearance in 13-3 loss on May 15 @ SD (1.1 IP, 2 H, 0 R)
- Hit just .114 (8-for-70) over 1st 42 games through May 24... had a .267 (24-for-90) in his next 51 contests, improving to a season best .200 on August 7.
- Was just 3-for-47 with no RBI in his last 37 games, going 0-for-31 (5 BB, 1 HBP) over a 24-game span from August 8-Sept. 15...drove in 3 runs on 4 occasions.
- **POSTSEASON:** Appeared on the Postseason roster for the Cardinals' Wild Card game vs. LAD but did not make an appearance in the game.
- Was shifted on in 97.0% of his plate appearances, most in MLB among players with 20-or-more PA.
- Led STL in go-ahead RBI (eight) and tied for 1st in game-winning RBI (four).
- Had an RBI in 5 straight games with an at-bat September 8-13, the longest streak of season by a Cardinal.
- **POSTSEASON:** Hit .222/.429/.333 in 3 Wild Card Series games vs. San Diego...reached base safely in six of 14 plate appearances...became the Cardinals all-time Postseason leader in sacrifice flies (4) with a first inning launch to score Yadier Molina in Game 1.
- Scored a Postseason career-high 3 runs in Game 2, reaching base on a double, walk and hit by pitch...his 2nd inning double moved him into 5th place in Cardinals Postseason history (9) and 6th plain extra-base hits (16)...surpassed David Freese for 6th place all-time in Cardinals

## 2020

- Started 29 games at 3B, 4 at 1B and 13 as the DH for STL in the shortened-2020 season.

# MATT CARPENTER

Postseason games played (50) and tied Carlos Beltran for 7th place postseason RBI (21).

## 2019

- Ranked among the Cardinals leaders in sacrifice flies (T-2nd, 5), walks (3rd, 63), and homers (5th, 15) while posting career-high 6 stolen bases.
- Collected his 1,000th career hit on March 29 @ MIL, becoming the 6th player with 1,000 career hits exclusively as a member of the Cardinals.
- Hit five homers and had 14 RBI in May, his highest monthly total of the season in both categories.
- Passed Ken Boyer (634) for 9th all-time in walks (641) in Cardinals history at Milwaukee (Aug. 26).
- Scored his 700th career run vs. MIL (August 19), becoming the 21st Cardinal in club history to amass 700 runs.
- Moved past Jim Edmonds into 7th place in Cardinals history with 132 career multiple-walk games.

**POSTSEASON:** Made 2 starts and appeared in 4 Division Series games vs. ATL, going 1-for-5 with 3 RBI...reached base safely in five of his 9 plate appearances and recorded an RBI in 3 of 4 games.

- Hit a pinch-hit RBI single to left field to tie the game 3-3 in the 7th inning of Game 1 (Oct. 3)...did not appear in Game 2, marking his first Postseason game missed since Game 5 of the 2012 LCS vs. SF (32 straight Postseason contests).
- Drew bases loaded walk for an RBI and came around to score in 10-run 1st inning of Game 5; removed for a defensive replacement in the bottom of the 1st.

## 2018

- Placed among the NL leaders in IBB (2nd, 17), runs (3rd, 111), HRs (T-3rd, 36), XBH (T-3rd, 78), doubles (T-4th, 42), walks (4th, 102), and total bases (8th, 295).
- Set career highs for runs and HR, and he led MLB with 50 XBH on the road and the NL with 23 road homers.
- Was the 1st MLB player with at least 550 AB and no GDP's since HOU's Craig Biggio in 1997.
- Was the NL July Player of the Month with MLB best 11 homers for the month...was 5-for-5 with 2 HR, 3 RBI and 5 runs (tied franchise record) on June 26 vs. CLE.
- Tied MLB and club records after hitting four doubles @ COL (August 26), the 1st Cardinal to do so since Joe "Ducky" Medwick in 1937.
- Reached base safely in career-high 35 straight games, July 8-August 17 and homered in 6 consecutive games from July 14-21...tied MLB record with 4 doubles on August 26 @ COL.

## 2017

- Ranked 2nd in the NL with a career-high 109 walks and led the Cardinals in 2B (31), XBH (56) and team-high 145 games...started 110 G at 1B, 16 G at 3B and 13 G at 2B.
- Hit 3 lead-off home runs (June 24 vs. PIT off Gerrit Cole, September 20 @ CIN off Rookie Davis, September 26 vs. CHI off Jake Arrieta), bringing his career total to 15, 2nd-most in Cardinals history.
- Hit 30 doubles, 20 home runs, 100 walks, joining Albert Pujols (2008-10), Stan Musial (1949, 53-54) and Jim Edmonds (2004) as only Cardinals to achieve those marks.
- Had an extra base hit in 7 straight games (June 10-16), the longest streak by a Cardinal in 2017.

## 2016

- Tied for 7th in NL in walks (81) and topped STL regulars in OBP (.380) and SLG (.505).
- Named NL Player of the Week, May 30-June 5.
- Placed on the 10-day DL from July 7-August 4 with a right oblique injury...had been selected as a reserve to NL All-Star Team but did not play due to the injury.

## 2015

- Topped the NL in doubles (44) and ranked among the league leaders in runs (5th, 101), multi-hit games (T5th, 51), and walks (8th, 81).
- Led the Cards in homers (28) and RBI (career high 84).
- Placed 12th in BBWAA NL MVP voting.
- Had 7-straight multi-hit games with at least one XBH in every game from April 12-19, the longest MLB streak since MIL's Paul Molitor in 1991 (7).
- Was named NL Player of the Week from April 13-19.

**POSTSEASON:** Started and played all innings at third base during the four games of the Division Series vs. Chicago CHC...hit leadoff HR in Division Series G 2, the third in STL Postseason history and first since 2000 (Vina, Game 3 NLDS @ ATL)...had two hits in Division Series Game 4.

## 2014

- Ranked among NL leaders in runs walks (1st, 95), runs (3rd, 99), plate appearances per walk (3rd, 7.46), games (5th, 158), on-base percentage (7th, .375), and at bats (10th, 595).
- Led NL with 4.37 pitches/plate appearance.
- Had MLB's highest percentage of pitches taken (66.9).
- Prior to season, agreed to a 6-year contract extension through 2021, with a club option for a 7th year.

**POSTSEASON:** Started all 9 Postseason games at third base...hit 4 homers, T-5th in Cardinals history for a single

# MATT CARPENTER



Postseason (6-Larry Walker and Albert Pujols in 2004, 5-David Freese and Pujols in 2011)...went 6-16 during the DS vs. LAD, including 3 doubles, 3 home runs and 7 RBI... had two hits in DS Game 1, a 6th-inning solo homer and bases clearing double in the 7th for a 7-6 lead, both off Clayton Kershaw...hit game-tying 2-run HR in the 8th during DS Game 2 and solo HR in Game 3, becoming the 1st ever Cardinal to hit a HR in 3 consecutive games of a single Postseason series...hit 4th HR of the Postseason with a solo shot in the 3rd of LCS Game 2...all 4 HR came from the leadoff spot, T-3rd with Carl Crawford (LAD 2013) for the most all-time in a single Postseason while hitting 1st in the order, trailing PHI Lenny Dykstra (6 HR, 1993) and LAD Davey Lopes (5 HR, 1978).

- Led off LCS Game 4 with a double, his 8th XBH hit of the postseason and all coming while hitting leadoff, tying him with OAK Rickey Henderson ('89), PHI Lenny Dykstra ('93) and NYY Derek Jeter ('09) for the most XBHs in a single postseason by a leadoff hitter.

## 2013

- Led the majors in runs (126), hits (199), doubles (club record 55), and multi-hit games (63), all career highs...were the most 2B in MLB since BAL's Brian Roberts in 2009 (56) and most in NL since HOU's Lance Berkman in 2001 (55).
- Ranked among NL leaders in AVG (5th, .318) and OBP (7th, .392), both career bests as well as XBH (3rd, 73), total bases (3rd, 301), triples (7th, career high 7), and walks (T-9th, 72).
- Was NL Silver Slugger at 2B and played in lone All-Star Game...had MLB's most runs (70) and hits (112) at home with NL's best AVG (.360).

**POSTSEASON:** Started all 17 Postseason games at second base...had a hit in 5 of 6 LCS games vs. LAD.

- Reached base 3 times (2 BB, 1B) in LCS Game 1 and tripled in Game 2 to lead off the 1st...had RBI-2B in LCS Game 4 win to drive in team's first run of the game; also scored on Matt Holliday's home run.
- Hit .296 (8-for-27) in the World Series vs. BOS with 3 multi-hit games...his sac fly in WS Game 2 in the top of the 7th tied game at 2...had two hits, scored both times during WS Game 3...singled twice and scored one of team's two runs in Game 4...had three hits in WS Game 6.

## 2012

- Made 30 total starts in 1st full MLB season...was 8-for-31 (.258) as a pinch-hitter, tying for 2nd in NL in pinch RBI (11).
- Topped NL rookies in OBP (.365) and finished 4th in batting (.294).
- Hit 1st MLB homer on April 15 off CHC's Lendy Castillo...had 5 RBI in that game.
- Was on the 15-day DL with a right oblique strain from May 23-June 22.

**POSTSEASON:** Had 5 pinch at-bats during the Postseason... picked up an RBI, infield pinch-hit during the Wild Card game at Atlanta.

- Came off the bench to play RF in Game 3 of the LCS vs. San Francisco (Beltran injury) and hit 2-run HR in the 3rd to give Cards lead/win...made his first Postseason start in Game 4 of the LCS, starting at first - walked twice, doubled and scored twice...started Game 6 in SF at first base (Holliday injury), reached base twice with single and walk.

## 2009-2011

- In **2011**, led Triple-A with 84 walks and ranked 4th in the PCL in OBP (.417) at Memphis.
- Was selected by the Cardinals on June 3 and started at 3B in MLB debut on June 4 vs. CHC...doubled off Kerry Wood in 9th inning for 1st hit...started 4 G at 3B before being optioned to Memphis at June 14 for rest of season.
- In **2010**, combined to bat .309 with 13 HR and 69 RBI in 133 games at Single-A Palm Beach and Double-A Springfield... led all Cardinals minor leaguers with 93 runs, 153 hits and a .418 OBP and was named organization's minor league player of the year.
- Promoted to Springfield in May and went on to be selected for Texas League's Mid and Post-Season All-Star teams...was a two-time Texas League Player of the Week.
- In **2009**, batted .283 with 2 HR and 22 RBI in 70 total games at Single-A Batavia, Single-A Quad Cities, and Palm Beach in 1st professional season...recorded a hit in 1st game on June 19 vs. Auburn.

## PERSONAL

- He and his wife Mackenzie, have a daughter Kinley and a son Kannon.
- Was selected All-State twice at Elkins High School in Missouri City, TX (graduated 2004)...team was coached by his father, Rick, and went 35-1 in 2002 to be selected as the USA Today Prep National Champion...named 2nd team High School All-American in 2004.
- Played 4 seasons over 5 years at TCU in Fort Worth, TX... finished his career as the Horned Frogs' alltime leader in games (241) and at bats (843) and ranked 2nd in hits (263), doubles (57), and walks (150)...was a 3-time 2nd team All-Mountain West Conference selection (2006-08-09)... hit .349 as a sophomore but played in just 8 games in 2007 after tearing the UCL ligament in his right elbow that required Tommy John surgery...returned to hit 11 homers in both 2008 and 2009.
- His father, Rick is head baseball coach at Prosper (TX) High School and was named Coach of the Year by the National Federation of State High School Associations (NFHS) in 2014...previously coached at LaMarque and Elkins High Schools and baseball field at Elkins is named after his.
- His brother, Tyler, played college baseball at UT-San Antonio

# MATT CARPENTER

and 2 years in the NYM organization.

- With the assistance of teammate Adam Wainwright in 2018, began producing and sharing his lucky homemade salsa that was made from ingredients from his home garden... teamed with Schnucks markets to sell his homemade secret recipe, "Bueno Mojo Salsa," and donated a portion of the proceeds to Cardinals Care...sold "It's Gotta Be The Salsa" t-shirts to raise money for SSM Health Cardinal Glennon

Children's Hospital.

- In 2019, Matt Carpenter Field was dedicated in his honor at the Pagedale Family Resource Center in Pagedale, Missouri. Marked the 24th field dedicated by Cardinals Care since its inception in 1997.
- Matt is one of a select few MLB players who do not wear batting gloves.

## MATT CARPENTER CAREER BATTING

Season	Team	League	AVG	G	AB	R	H	2B	3B	HR	RBI	BB	SO	SB	CS	OBP	SLG	OPS	PA	HBP	SAC	SF	GIDP
2009	BAT	A(Short)	.469	9	32	9	15	3	0	0	3	4	2	0	1	.541	.563	1.104	37	1	0	0	0
2009	QC	A(Full)	.295	29	105	11	31	6	2	0	10	17	13	2	0	.405	.390	.795	126	3	0	1	3
2009	PMB	A(Adv)	.219	32	114	13	25	6	1	2	9	10	24	1	0	.286	.342	.628	128	1	2	1	3
2009	3 Teams	Minors	.283	70	251	33	71	15	3	2	22	31	39	3	1	.370	.390	.760	291	5	2	2	6
2010	PMB	A(Adv)	.283	28	99	17	28	5	2	1	16	26	14	0	1	.441	.404	.845	128	2	1	0	1
2010	SPR	AA	.316	105	396	76	125	26	3	12	53	64	88	11	2	.412	.487	.899	472	4	4	4	12
2010	2 Teams	Minors	.309	133	495	93	153	31	5	13	69	90	102	11	3	.418	.471	.889	600	6	5	4	13
2011	MEM	AAA	.300	130	434	61	130	29	3	12	70	84	68	5	4	.417	.463	.880	535	8	3	6	12
2011	STL	MLB	.067	7	15	0	1	1	0	0	0	4	4	0	0	.263	.133	.396	19	0	0	0	0
2012	SPR	AA	.300	3	10	3	3	0	0	1	3	3	1	0	1	.462	.600	1.062	13	0	0	0	0
2012	MEM	AAA	.143	3	7	1	1	0	0	0	0	2	2	0	0	.333	.143	.476	9	0	0	0	2
2012	STL	MLB	.294	114	296	44	87	22	5	6	46	34	63	1	1	.365	.463	.828	340	3	0	7	10
2012	2 Teams	Minors	.235	6	17	4	4	0	0	1	3	5	3	0	1	.409	.412	.821	22	0	0	0	2
2013	STL	MLB	.318	157	626	126	199	55	7	11	78	72	98	3	3	.392	.481	.873	717	9	3	7	4
2014	STL	MLB	.272	158	595	99	162	33	2	8	59	95	111	5	3	.375	.375	.750	709	8	2	9	3
2015	STL	MLB	.272	154	574	101	156	44	3	28	84	81	151	4	3	.365	.505	.870	665	6	0	4	5
2016	SPR	AA	.333	4	12	2	4	1	0	1	1	1	4	0	0	.385	.667	1.052	13	0	0	0	0
2016	STL	MLB	.271	129	473	81	128	36	6	21	68	81	108	0	4	.380	.505	.885	566	5	3	4	4
2017	STL	MLB	.241	145	497	91	120	31	2	23	69	109	125	2	1	.384	.451	.835	622	9	2	5	5
2018	STL	MLB	.257	156	564	111	145	42	0	36	81	102	158	4	1	.374	.523	.897	677	6	0	4	0
2019	SPR	AA	.000	5	15	0	0	0	0	0	0	4	4	0	0	.211	.000	.211	19	0	0	0	0
2019	MEM	AAA	.182	4	11	2	2	1	0	0	3	3	4	0	0	.357	.273	.630	14	0	0	0	0
2019	STL	MLB	.226	129	416	59	94	20	2	15	46	63	129	6	1	.334	.392	.726	492	7	1	5	3
2019	2 Teams	Minors	.077	9	26	2	2	1	0	0	3	7	8	0	0	.273	.115	.388	33	0	0	0	0
2020	STL	MLB	.186	50	140	22	26	6	0	4	24	23	48	0	0	.325	.314	.639	169	6	0	0	1
2021	STL	MLB	.169	130	207	18	35	11	1	3	21	35	77	2	0	.305	.275	.580	249	6	0	1	1
2022	RR	AAA	.275	21	80	15	22	5	2	6	19	14	20	1	1	.379	.613	.992	95	0	0	1	1
2022	NYY	MLB	.305	47	128	28	39	9	0	15	37	19	35	0	0	.412	.727	1.139	154	5	1	1	2
Career		MLB	.263	1376	4531	780	1192	310	28	170	613	718	1107	27	17	.369	.456	.825	5379	70	12	47	38
Career		Minors	.294	373	1315	210	386	82	13	35	187	232	244	20	10	.403	.456	.859	1589	19	10	13	34

## CAREER TRANSACTIONS

OPTIONS USED: 1/3

**2009** Signed by STL as a 13th-round selection in the 2009 First-Year Player Draft, June 17

**2022** Signed by TEX as a minor league free agent, March 19

Signed by NYN as a Major League free agent, May 22

Signed by SD as a Major League free agent (with a player option for 2024), December 20



# MATT CARPENTER



## WILD CARD

Season	Team	League	AVG	G	AB	R	H	2B	3B	HR	RBI	BB	SO	SB	CS	OBP	SLG	OPS	PA	HBP	SAC	SF	GIDP
2012	STL	MLB	1.000	1	1	0	1	0	0	0	1	0	0	0	0	1.000	1.000	2.000	1	0	0	0	0
2020	STL	MLB	.222	3	9	3	2	1	0	0	2	3	4	0	0	.429	.333	.762	14	1	0	1	0
Career		MLB	.300	4	10	3	3	1	0	0	3	3	4	0	0	.467	.400	.867	15	1	0	1	0

## DIVISION SERIES

Season	Team	League	AVG	G	AB	R	H	2B	3B	HR	RBI	BB	SO	SB	CS	OBP	SLG	OPS	PA	HBP	SAC	SF	GIDP
2012	STL	MLB	.000	5	4	0	0	0	0	0	0	0	3	0	0	.000	.000	.000	4	0	0	0	0
2013	STL	MLB	.053	5	19	1	1	0	0	0	0	1	6	0	0	.143	.053	.196	21	1	0	0	0
2014	STL	MLB	.375	4	16	4	6	3	0	3	7	1	4	0	0	.412	1.125	1.537	17	0	0	0	0
2015	STL	MLB	.235	4	17	3	4	0	0	1	1	1	5	0	0	.278	.412	.690	18	0	0	0	0
2019	STL	MLB	.200	4	5	1	1	0	0	0	3	3	2	0	0	.444	.200	.644	9	0	0	1	0
2022	NYG	MLB	.000	2	2	0	0	0	0	0	0	0	2	0	0	.000	.000	.000	2	0	0	0	0
Career		MLB	.190	24	63	9	12	3	0	4	11	6	22	0	0	.268	.429	.697	71	1	0	1	0

## LEAGUE CHAMPIONSHIP SERIES

Season	Team	League	AVG	G	AB	R	H	2B	3B	HR	RBI	BB	SO	SB	CS	OBP	SLG	OPS	PA	HBP	SAC	SF	GIDP
2012	STL	MLB	.333	3	9	3	3	1	0	1	2	3	2	0	0	.500	.778	1.278	12	0	0	0	0
2013	STL	MLB	.261	6	23	4	6	2	1	0	2	3	5	1	0	.333	.435	.768	27	0	0	1	0
2014	STL	MLB	.200	5	20	2	4	1	0	1	1	2	8	0	0	.273	.400	.673	22	0	0	0	1
2019	STL	MLB	.000	4	8	0	0	0	0	0	0	0	4	0	0	.000	.000	.000	8	0	0	0	0
2022	NYG	MLB	.100	4	10	0	1	0	0	0	0	0	7	0	0	.100	.100	.200	10	0	0	0	0
Career		MLB	.200	22	70	9	14	4	1	2	5	8	26	1	0	.278	.371	.649	79	0	0	1	1

## WORLD SERIES

Season	Team	League	AVG	G	AB	R	H	2B	3B	HR	RBI	BB	SO	SB	CS	OBP	SLG	OPS	PA	HBP	SAC	SF	GIDP
2013	STL	MLB	.296	6	27	3	8	1	0	0	2	0	6	0	0	.286	.333	.619	28	0	0	1	0

## POSTSEASON (COMBINED)

Season	Team	League	AVG	G	AB	R	H	2B	3B	HR	RBI	BB	SO	SB	CS	OBP	SLG	OPS	PA	HBP	SAC	SF	GIDP
2012	STL	MLB	.286	9	14	3	4	1	0	1	3	3	5	0	0	.412	.571	.983	17	0	0	0	0
2013	STL	MLB	.217	17	69	8	15	3	1	0	4	4	17	1	0	.263	.290	.553	76	1	0	2	0
2014	STL	MLB	.278	9	36	6	10	4	0	4	8	3	12	0	0	.333	.722	1.055	39	0	0	0	1
2015	STL	MLB	.235	4	17	3	4	0	0	1	1	1	5	0	0	.278	.412	.690	18	0	0	0	0
2019	STL	MLB	.077	8	13	1	1	0	0	0	3	3	6	0	0	.235	.077	.312	17	0	0	1	0
2020	STL	MLB	.222	3	9	3	2	1	0	0	2	3	4	0	0	.429	.333	.762	14	1	0	1	0
2022	NYG	MLB	.083	6	12	0	1	0	0	0	0	0	9	0	0	.083	.083	.166	12	0	0	0	0
Career		MLB	.218	56	170	24	37	9	1	6	21	17	58	1	0	.290	.388	.678	193	2	0	4	1

## ALL-STAR

Season	Team	League	AVG	G	AB	R	H	2B	3B	HR	RBI	BB	SO	SB	CS	OBP	SLG	OPS	PA	HBP	SAC	SF	GIDP
2013	NL	MLB	.000	1	2	0	0	0	0	0	0	0	1	0	0	.000	.000	.000	2	0	0	0	0



# JOSÉ CASTILLO

Height: 6-5      Bats: L  
Weight: 267      Throws: L

kah-STEE-oh  
65josecastillo

# 65

LHP

Full Name	José Gregorio Castillo Tovar
Date of Birth	January 10, 1996 in Valencia, Venezuela
Current Residence	Camaguan, Guarico, Venezuela
2023 Opening Day Age	27
MLB Service Time	3.125
MLB Debut	June 2, 2018 vs. CIN (with SD)
How Obtained	Acquired from TB in a three-team, 11-player trade with WSH on December 18, 2014
Contract Status	Signed through 2023

## QUICK HITS

- With Wil Myers signing with the Reds on December 22, 2022, Castillo became the longest tenured current Padre, having originally been acquired from TB in a three-team, 11-player trade with WSH on December 18, 2014.
- Has not made multiple appearances in a single season at the Major League level since 2018 (made 1 appearance for the Padres in both 2019 and 2022).
- On March 2, 2021 in Spring Training, sustained an injury while pitching a live batting practice. Placed on the 60-Day IL on March 6 and underwent Tommy John surgery the following week.
- Became the 3rd pitcher in SD history to strikeout the 1st 3 batters he faced in his ML debut on June 2, 2018 at CIN.
- Represented Team Venezuela in the 2017 World Baseball Classic.

## 2022 SEASON

- Made one appearance at the big league level for San Diego in Game 1 of their doubleheader on August 24 @ CLE... allowed 1 run (earned) in 1.0 inning of work with a punchout and one walk allowed.
- Was recalled by the Padres in a corresponding move for Yu Darvish being placed on the Paternity List...was optioned back to Triple-A El Paso on August 26.
- His ML appearance on August 24 was his 1st at the big league level since August 8, 2019.
- After starting the season with Single-A Lake Elsinore and allowing just one unearned run in five appearances and 5.1 innings pitched, Castillo was promoted to Triple-A El Paso, progressing from his elbow reconstruction surgery.
- In 43 appearances for the Chihuahuas, Castillo posted a 2.91 ERA (14 ER, 43.1 IP) with 58 strikeouts against 20 walks.

## 2021

- Missed the entire campaign after undergoing Tommy John surgery in March 2021...was non-tendered by SD in November.

## 2020

- Was part of the Padres' 60-man player pool but did not see any game action due to a teres major (lat) strain.

## 2019

- Placed on the 60-day Injured List on March 1 after suffering a left forearm flexor strain...made 9 rehab app. (2 starts) between El Paso (AAA), Lake Elsinore (A) and AZL Padres 1 (R), posting a 4.50 ERA with a .172 opponent AVG and 18 SO.
- Reinstated from the IL on August 8 and made his lone appearance of the season that same day vs. COL, tossing 0.2 scoreless IP with 2 SO and 1 BB before leaving the game with an injury.
- Placed on the 10-day IL on August 9 with an eventual season-ending torn ligament in his left hand...transferred to the 60-day IL on Sept. 2.

## 2018

- Split the season between San Antonio (AA), El Paso (AAA) and SD, making his ML debut on June 2 and recording 37 appearances out of the SD bullpen.
- Made 12 appearances out of the SA bullpen to begin the season, posting a 3.00 ERA (5 ER, 15.0 IP) with 5 saves before being promoted to ELP on May 14.
- His only earned run with ELP came in his Triple-A debut on May 14 @ Reno...earned his 1st call up to the big leagues on June 2.
- Became the 3rd pitcher in SD history to strike out the 1st 3 batters he faced in his ML debut on June 2 vs. CIN (also: Jeremy Fikac in 2001 and Tommy Layne in 2012).
- Earned his 1st ML victory in his 2nd-career outing on June 6 vs. ATL, tossing 1.2 IP of 1-hit ball in SD's 3-1 victory.
- Scoreless in 10 of his first 13 outings from June 2-July 4 with a 2.84 ERA (4 ER, 12.2 IP) before being placed on the 10-day DL on July 7 with a strained right hamstring.
- Reinstated from the DL on July 28...posted a career-best 9.2 scoreless-IP streak across 9 outings from Aug. 21-Sept. 12.
- Struck out each of the 3 batters he faced on Sept. 12 @ SEA...his 3 SO were part of a franchise-best 9 consecutive SO among relievers, along with Robert Stock, Craig Stammen and Trey Wingenter.

# JOSÉ CASTILLO



- Per Statcast, relied on 4 pitches: four-seamer (54.9%), slider (44.8%), changeup (0.2%) and cutter (0.2%).

## 2017

- Split the season between Lake Elsinore (A) and San Antonio (AA), pitching to a combined 4-2 record and a 2.88 ERA (18 ER, 56.1 IP) with 59 SO against 26 BB in 47 relief app.
- Spent the majority of the season with LE, where he went 3-2 with a save and a 2.87 ERA (15 ER, 47.0 IP).
- Allowed 9 earned runs across his 1st 6 outings and 8.0 IP (10.13 ERA) from April 6-21 for LE...allowed just 6 earned runs in his remaining 33 appearances and 39.0 IP (1.38 ERA) from April 25-August 5 for the Storm.
- Promoted to SA on Aug. 9 and did not allow a run in his 1st 6 app. for the Missions...allowed 3 ER across his final 2 app.
- Tossed 0.2 scoreless innings in his lone postseason appearance in Game 1 of the Texas League semifinals on September 9 at Midland.
- Represented Venezuela in the 2017 World Baseball Classic in March...earned the save in Venezuela's 1st win of the tournament, an 11-10 first round victory in 10 innings over Italy...in the opening game of the 2nd round against the United States, entered in the 6th and struck out Christian Yelich and Nolan Arenado to end the frame and protect a then 1-0 lead.
- Following the season, played for Navegantes del Magallanes of the Venezuelan Winter League and posted a 3.52 ERA (3 ER, 7.2 IP) in 9 relief appearances.

# JOSÉ CASTILLO



## 2013-2016

• In **2016**, split the season between Tri-City (A), Fort Wayne (A) and Lake Elsinore (A), pitching to a combined 2-2 record and 2.03 ERA (9 ER, 40.0 IP) with 49 SO against 12 BB in 20 relief appearances, working exclusively in relief for an entire season for the 1st time in his career...following the season, played for Navegantes del Magallanes of the Venezuelan Winter League and did not allow a run in 14 relief appearances...split the **2015** season between Tri-City (A) and Fort Wayne (A), posting a 4-2 record with a 3.74 ERA (33 ER, 79.1 IP) in 19 appearances (18 starts)...in **2014**, he made 3 relief appearances for the GCL Rays (R) and posted a 3.86 ERA (2 ER, 4.2 IP)...acquired by SD from TB as part of an 11-player, 3-team trade along with WSH on December 18...in **2013**, made his professional debut for the GCL Rays (R) and posted a 2-2 record with a 5.87 ERA (20 ER, 30.2 IP) in 12 appearances (3 GS).

## PERSONAL

- Considers representing Venezuela in the 2017 World Baseball Classic as his biggest baseball accomplishment.
- Originally signed by Rays scouts Marlon Roche and Ronnie Blanco, and his \$1.55 million signing bonus was the 4th-largest of the 2011-12 international class.
- His favorite place to eat is Chipotle, and his favorite show is *Family Guy*.
- His all-time favorite athlete is Cristiano Ronaldo.

# JOSÉ CASTILLO



## JOSÉ CASTILLO CAREER PITCHING

Season	Team	League	W	L	ERA	G	GS	CG	SV	SVO	IP	H	R	ER	HR	HB	BB	SO	WHIP	AVG	AB	WP	GDP	TBF	NP/S
2013	RAY	ROK	2	2	5.87	12	3	0	0	0	30.2	34	21	20	1	1	8	25	1.37	.288	118	5	1	131	219/175
2014	RAY	ROK	0	0	3.86	3	0	0	0	0	4.2	3	2	2	0	0	2	4	1.07	.188	16	1	1	18	36/24
2015	TRI	A(Short)	3	1	3.61	13	12	0	0	0	52.1	54	26	21	1	5	16	35	1.34	.269	201	5	4	229	368/284
2015	FW	A	1	1	4.00	6	6	0	0	0	27.0	25	14	12	2	1	16	16	1.52	.255	98	1	1	116	244/160
2015	2 Teams	Minors	4	2	3.74	19	18	0	0	0	79.1	79	40	33	3	6	32	51	1.40	.264	299	6	5	345	612/444
2016	TRI	A(Short)	0	1	1.80	4	0	0	1	1	5.0	5	1	1	1	1	3	7	1.60	.278	18	0	0	23	51/35
2016	FW	A	1	1	2.28	9	0	0	1	2	23.2	23	7	6	0	1	4	35	1.14	.256	90	0	2	98	387/262
2016	LE	A(Adv)	1	0	1.59	7	0	0	0	2	11.1	15	9	2	1	2	5	7	1.76	.326	46	1	2	53	174/111
2016	3 Teams	Minors	2	2	2.03	20	0	0	2	5	40.0	43	17	9	2	4	12	49	1.38	.279	154	1	4	174	612/408
2017	LE	A(Adv)	3	2	2.87	39	0	0	1	1	47.0	38	19	15	0	3	22	49	1.28	.220	173	3	4	203	769/493
2017	SA	AA	1	0	2.89	8	0	0	0	0	9.1	8	3	3	1	0	4	10	1.29	.235	34	0	0	39	143/94
2017	2 Teams	Minors	4	2	2.88	47	0	0	1	1	56.1	46	22	18	1	3	26	59	1.28	.222	207	3	4	242	912/587
2018	SA	AA	2	1	3.00	12	0	0	5	6	15.0	14	7	5	0	0	8	26	1.47	.246	57	2	1	66	243/155
2018	ELP	AAA	1	0	0.79	10	0	0	3	3	11.1	6	3	1	1	0	2	13	0.71	.150	40	2	1	43	173/113
2018	SD	MLB	3	3	3.29	37	0	0	0	1	38.1	23	14	14	3	3	12	52	0.91	.170	135	1	0	150	632/405
2018	2 Teams	Minors	3	1	2.05	22	0	0	8	9	26.1	20	10	6	1	0	10	39	1.14	.206	97	4	2	109	416/268
2019	SDI	ROK	0	0	9.00	1	1	0	0	0	1.0	2	1	1	0	0	0	3	2.00	.400	5	0	0	5	11/11
2019	LE	A(Adv)	0	1	3.18	6	1	0	0	0	5.2	2	2	2	1	1	1	12	0.53	.105	19	0	0	21	92/66
2019	ELP	AAA	0	0	6.75	2	0	0	0	0	1.1	1	1	1	1	0	1	3	1.50	.200	5	0	0	6	22/15
2019	SD	MLB	0	0	0.00	1	0	0	0	0	0.2	0	0	0	0	1	1	2	1.50	.000	2	1	0	4	17/9
2019	3 Teams	Minors	0	1	4.50	9	2	0	0	0	8.0	5	4	4	2	1	2	18	0.88	.172	29	0	0	32	125/92
2022	LE	A	0	0	0.00	5	0	0	0	0	5.1	4	1	0	0	0	1	7	0.94	.190	21	0	0	22	77/55
2022	ELP	AAA	3	2	2.91	43	0	0	3	5	43.1	43	16	14	3	2	20	58	1.45	.267	161	1	4	184	739/494
2022	SD	MLB	0	0	9.00	1	0	0	0	0	1.0	1	1	1	0	0	1	1	2.00	.333	3	0	0	5	16/11
2022	2 Teams	Minors	3	2	2.59	48	0	0	3	5	48.2	47	17	14	3	2	21	65	1.40	.258	182	1	4	206	816/549
Career		MLB	3	3	3.38	39	0	0	0	1	40.0	24	15	15	3	4	14	55	0.95	.171	140	2	0	159	665/425
Career		Minors	18	12	3.24	180	23	0	14	20	294.0	277	133	106	13	17	113	310	1.33	.251	1102	21	21	1257	3748/2547

## CAREER TRANSACTIONS

OPTIONS USED: 2/3

2011 Signed by TB as an international free agent, July 7

2014 Acquired by SD from TB along with Wil Myers, Ryan Hanigan and Gerardo Reyes as part of an 11-player, three-team trade that sent Burch Smith, Rene Rivera and Jake Bauers to TB and Joe Ross and a player to be named later (Trea Turner) to WSH, December 18

2021 Signed by SD as a minor league free agent, December 1



# EFRAIN CONTRERAS

NRI

Height: 5-10    Bats: R  
Weight: 221    Throws: R

ehf-rah-EEN

61  
RHP

Full Name	Efrain Contreras Covarrubias
Date of Birth	January 2, 2000 in Ciudad Juarez, Chihuahua, Mexico
Current Residence	Ciudad Juarez, Chihuahua, Mexico
2023 Opening Day Age	23
MLB Service Time	0.000
How Obtained	Signed as a international free agent on July 8, 2017
Contract Status	Signed through 2023

## QUICK HITS

- Originally signed by SD as an international free agent on July 8, 2017, the right-hander entered 2023 having made 58 career minor league appearances (47 starts), going 8-14 with 1 SV, 261 strikeouts against 71 walks and a 3.66 ERA.
- Had his contract selected by SD on November 19, 2021 and was added to the Padres' 40-man roster, receiving his first invite to 2022 Major League Spring Training. Was not tendered a contract for the 2023 season by SD on Nov. 18, 2022 and was removed from the 40-man roster before signing a minor league deal with SD three days later on Nov. 21.
- Entered 2023 rated as the No. 27 prospect in the Padres farm system by *Baseball America*.

## 2022 SEASON

- Spent all of 2022 with the Fort Wayne TinCaps (A), going 0-5 with a 5.74 ERA (34 ER, 53.1 IP), 64 strikeouts against 25 walks (10.8 SO/9 IP) and a .300 opp. AVG across 17 appearances (all starts).
- Optioned to San Antonio to begin the season before being placed on the 7-Day IL...transferred to FW on May 6 where he pitched for the remainder of the season.
- Walked at least 1 hitter in 15 of his 17 outings...3 of his 5 hit batters came in his first 3 starts and 7.2 IP...hit only 2 batters across his final 14 starts (25.2 IP).
- Did not allow a HR in either of his first 2 starts before allowing 5 long balls across his 3 starts from May 20-June 1...allowed just 2 HR across his final 12 starts (38.1 IP) from June 12-Sept. 7.
- Posted 4 scoreless outings, including in back-to-back starts (5.0 IP) on Aug. 4-9, and in his final start of the season on Sept. 7 @ Lake County.
- Following the season, made 5 appearances (4 starts) for the Peoria Javelinas in the Arizona Fall League and posted a 2.45 ERA (5 ER, 18.1 IP) with a 0.93 WHIP.

## 2021

- Missed the entire campaign after undergoing Tommy John surgery in November 2020.

## 2020

- Did not pitch due to the COVID-19 pandemic...was not a part of SD's 60-man player pool at their Alternate Training Site.

## 2019

- Spent the entire campaign with Fort Wayne (A), going 6-6 with a 3.61 ERA (44 ER, 109.2 IP), a .236 opp. AVG and 121 SO to 32 BB (3.78 SO/BB ratio) across 25 app. (23 starts).
- Posted sub-4.00 ERA calendar months in April (3.50, 4 starts), May (2.81, 5 starts), June (3.44, 4 starts), August (2.10, 5 starts) and September (3.00, 1 start)...his highest ERA was 7.86 across his 6 appearances (4 starts) in July.
- Allowed 3 earned runs-or-fewer in 20 of his 23 starts, 2-or-fewer in 16 of 23 and 1-or-fewer in 11 of 23.
- Was scoreless in 3 starts...tossed 6.0 innings of 3-hit ball on May 21 vs. South Bend, 5.0 hitless innings on June 23 at Great Lakes and 5.0 innings of 5-hit ball on Aug. 27 at West Michigan.
- Limited LHH to a .214 AVG while righties hit .252.
- Went 4-0 with a 2.02 ERA (14 ER, 62.1 IP), a .198 opp. AVG and 0.98 WHIP on the road as opposed to a 2-6 record with a 5.70 ERA (30 ER, 47.1 IP), a .280 opp. AVG and 1.44 WHIP at home.

## 2018

- Made his professional debut in 2018 with 16 appearances (7 starts) between the Rookie-Level Dominican Summer League and Arizona League Padres, as well as Tri-City (A), going a combined 2-3 with a 2.11 ERA (16 ER, 68.1 IP) and .201 opp. AVG.
- Made 5 appearances (3 starts) for the DSL Padres from June 2-22, posting a 1.40 ERA (3 ER, 19.1 IP) with 1 save and a .171 opp. AVG.
- Assigned to the AZL Padres on June 27 and made 9 appearances (4 starts), going 1-3 with a 2.72 ERA (13 ER, 43.0 IP), 1 hold and a .231 opp. AVG.
- Assigned to Tri-City on Aug. 29 and made 2 relief appearances, tossing a combined 6.0 scoreless innings of 1-hit ball.

# EFRAIN CONTRERAS NRI



## EFRAIN CONTRERAS CAREER PITCHING

Season	Team	League	W	L	ERA	G	GS	CG	SV	SVO	IP	H	R	ER	HR	HB	BB	SO	WHIP	AVG	AB	WP	GDP	TBF	NP/S
2018	DSL PAD	ROK	0	0	1.40	5	3	0	1	1	19.1	12	4	3	1	1	3	25	0.78	.171	70	1	1	74	137/120
2018	SD1	ROK	1	3	2.72	9	4	0	0	0	43.0	36	15	13	3	3	9	44	1.05	.231	156	3	2	171	302/253
2018	TRI	A(Short)	1	0	0.00	2	0	0	0	0	6.0	1	0	0	0	0	2	7	0.50	.056	18	0	1	20	85/55
2018	3 Teams	Minors	2	3	2.11	16	7	0	1	1	68.1	49	19	16	4	4	14	76	0.92	.201	244	4	4	265	524/428
2018	2 Teams	ROK	1	3	2.31	14	7	0	1	1	62.1	48	19	16	4	4	12	69	0.96	.212	226	4	3	245	439/373
2019	FW	A(Full)	6	6	3.61	25	23	0	0	0	109.2	97	49	44	12	6	32	121	1.18	.236	411	15	5	455	1754/1165
2022	FW	A+	0	5	5.74	17	17	0	0	0	53.1	64	35	34	7	5	25	64	1.67	.300	213	6	4	246	971/619
Career		Minors	8	14	3.66	58	47	0	1	1	231.1	210	103	94	23	15	71	261	1.21	.242	868	25	13	966	3249/2212

## CAREER TRANSACTIONS

OPTIONS USED: 1/3

2017 Signed by SD as an international free agent, July 8

2022 Signed by SD as a minor league free agent, November 21



# TOM COSGROVE

Height: 6-2      Bats: L  
Weight: 194      Throws: L

# 59

LHP

tomcosgrove\_

Full Name	Thomas Cosgrove
Date of Birth	June 14, 1996 in Staten Island, New York
Current Residence	Staten Island, New York
2023 Opening Day Age	26
MLB Service Time	0.000
How Obtained	Signed by San Diego as a 12th-round selection in the 2017 First Year Player Draft on June 24
Contract Status	Signed through 2023

## QUICK HITS

**MANHATTAN COLLEGE** A native of Staten Island, New York, Tom attended Manhattan College, which is a few minute drive from Yankee Stadium. Was drafted by the Padres following his junior year, finishing his college career ranked 6th in school history with 225 strikeouts.

**1ST DAY OF CAMP** 2023 Spring Training marks Cosgrove's first appearance in big-league camp.

**HAPPY 21ST BIRTHDAY!** Tom was drafted by the Padres on the 3rd day of the 2017 First-Year Player Draft, which also happened to be his 21st birthday.

**TOMMY JOHN SURGERY** Underwent Tommy John surgery in September 2019.

**A MAN OF MANY ROLES** Prior to his Tommy John surgery, he was utilized as a starter. Following the procedure, has been pitching primarily in a relief role.

**A GAME OF ADJUSTMENTS** In 2022 Spring Training, Pitching Development Director Rob Marcello Jr. suggested Cosgrove drop to a three-quarters delivery, which Tom now uses.

- Made 22 appearances for the Missions (all in relief), posting a 0.98 WHIP and holding opponents to just .192 average (19-for-99).
- Allowed multiple runs in just 2 of his 22 outings.

## 2017-20

- Did not pitch competitively in **2020** due to the COVID-19 pandemic and did not appear on the club's 60-man player pool at their Alternate Training Site.
- Underwent Tommy John surgery in September of **2019**... prior to his surgery, began the season with Single-A Lake Elsinore, and he pitched in 6 games with a 6.21 ERA in 29.0 innings before landing on the 7-day Injured List on May 9... was sent to Rookie-League AZL Padres 1 and 2 for his rehab assignment on August 6 before reinstating him from the IL on September 16.
- Spent the entire **2018** season in Single-A Fort Wayne and started 21 of the 24 games in which he played...posted a 3.71 ERA on the season in 116.1 IP, and opponents hit .276.
- In his 1st professional season in **2017**, began the year with the AZL Padres for 2 games before being assigned to Single-A Tri-City, where he owned a 3.48 ERA (22 ER, 41.1 IP) in 11 appearances (six starts).

## 2022 SEASON

- In 48 appearances between Double-A San Antonio and Triple-A El Paso, posted a 3.72 ERA (23 ER, 55.2 IP) with a .173 opponent average and 111 WHIP.
- Held left-handed hitters to a .513 OPS...lefties slashed .136/.240/.273, while righties had a .727 OPS.
- Began the season with the Missions, posting a 2.45 ERA across 20 appearances and 25.2 innings of work before being promoted to Triple-A on June 28.
- In his 30.0 IP and 28 app. for the Chihuahuas, posted a 4.80 ERA and 43 strikeouts against 15 walks...opponents hit .200 against him at the Triple-A level, and lefties hit just .156.
- On November 15, 2022, was selected to the Padres' 40-man roster, protecting him in the Rule 5 Draft that took place on December 7th at the Winter Meetings in San Diego.

## 2021

- After losing all of 2020 due to the COVID-19 pandemic, he returned to action as a reliever in 2021, striking out 32 batters over 26.2 innings (2.36 ERA) at Double-A San Antonio.

## PERSONAL

- Favorite baseball move is *The Sandlot*.
- Grew up in New York as a Mets fan, and his favorite player was Johan Santana.
- Prior to playing with Single-A Lake Elsinore, he had been to California just once before.
- Grew up playing basketball, baseball, and hockey...during his sophomore year of high school, he stuck with baseball and stopped playing the other sports.
- Enjoys listening to old-school rap, especially Nas and Wu-Tang Clan.
- Was drafted by the Padres on his 21st birthday: June 14, 2017.



# TOM COSGROVE



## TOM COSGROVE CAREER PITCHING

Season	Team	League	W	L	ERA	G	GS	CG	SV	SVO	IP	H	R	ER	HR	HB	BB	SO	WHIP	AVG	AB	WP	GDP	TBF	NP/S
2017	SD1	ROK	0	0	0.00	2	0	0	1	1	3.1	2	0	0	0	0	0	5	0.60	.167	12	0	0	12	22/22
2017	TRI	A(Short)	1	4	3.48	11	6	0	0	0	41.1	40	22	16	0	1	16	36	1.35	.248	161	7	2	180	618/404
2017	2 Teams	Minors	1	4	3.22	13	6	0	1	1	44.2	42	22	16	0	1	16	41	1.30	.243	173	7	2	192	640/426
2018	FW	A(Full)	3	6	3.71	24	21	0	0	0	116.1	129	59	48	6	2	34	122	1.40	.276	468	17	2	514	1836/1184
2019	SD2	ROK	0	0	0.00	1	1	0	0	0	1.0	1	0	0	0	0	0	3	1.00	.250	4	0	0	4	10/10
2019	SD1	ROK	0	0	0.00	2	2	0	0	0	3.0	1	0	0	0	0	1	4	0.67	.100	10	0	0	11	23/18
2019	LE	A(Adv)	1	4	6.21	6	6	0	0	0	29.0	40	25	20	5	1	12	26	1.79	.331	121	3	4	136	518/316
2019	3 Teams	Minors	1	4	5.45	9	9	0	0	0	33.0	42	25	20	5	1	13	33	1.67	.311	135	3	4	151	551/344
2019	2 Teams	ROK	0	0	0.00	3	3	0	0	0	4.0	2	0	0	0	0	1	7	0.75	.143	14	0	0	15	33/28
2021	SA	AA	1	0	2.36	22	0	0	1	1	26.2	19	8	7	2	0	7	32	0.98	.192	99	4	2	106	423/271
2022	SA	AA	6	1	2.45	20	0	0	0	1	25.2	12	7	7	3	3	13	39	0.97	.140	86	0	1	102	446/280
2022	ELP	AAA	2	1	4.80	28	0	0	0	3	30.0	22	17	16	6	3	15	43	1.23	.200	110	1	3	128	478/312
2022	2 Teams	Minors	8	2	3.72	48	0	0	0	4	55.2	34	24	23	9	6	28	82	1.11	.173	196	1	4	230	924/592
Career		Minors	14	16	3.71	116	36	0	2	6	276.1	266	138	114	22	10	98	310	1.32	.248	1071	32	14	1193	4374/2817

## CAREER TRANSACTIONS

OPTIONS USED: 0/3

2017 Signed by SD as a 12th-round selection in the 2017 First Year Player Draft, June 24



# NABIL CRISMATT

Height: 6-1      Bats: R  
Weight: 217      Throws: R

na-BILL CRIZ-matt  
@NabilCrismatt  
nabilcrismatt

# 74

RHP

Full Name	Nabil Antonio Crismatt
Date of Birth	December 25, 1994 in Baranquilla, Colombia
Current Residence	Baranquilla, Colombia
2023 Opening Day Age	28
MLB Service Time	2.033
MLB Debut	August 17, 2020 @ CHC (with STL, G2)
How Obtained	Signed as a minor league free agent on December 17, 2020
Contract Status	Signed through 2023

## QUICK HITS

- Posted a career-best 2.94 ERA across a career-high 50 appearances out of the Padres' pen in 2022. He tossed 2.0 innings-or-more in 14 of the 50 outings, recording a 1.35 ERA (5 ER, 33.1 IP) and .155 opp. AVG (18-for-116) in those appearances.
- Made his first career Opening Day roster in 2021 for SD, was optioned to Triple-A El Paso on 6 occasions but still posted the most innings in relief (81.1) among all SD relievers.
- In 2021, posted a career-best 13.2 scoreless-inning streak from August 24-Sept. 19, the longest scoreless-inning streak by a SD reliever that season.
- After making 167 appearances across 8 seasons in the minor league systems of the New York Mets (2012-18) and Seattle Mariners (2019), Crismatt made his ML debut in 2020 with St. Louis, going scoreless in his 1st 4 appearances.
- Posted 7 double-digit strikeout games in his MiLB career. His career-high was 14 for Arkansas (AA) vs. Northwest Arkansas in 2019.
- Pitched for Team Colombia in the 2017 World Baseball Classic, making one start against the Dominican Republic.

## 2022 SEASON

- Posted a career-best 2.94 ERA, joining Robert Suarez (2.27) and Joe Musgrove (2.93) as the 3 SD hurlers with sub-3.00 ERAs.
- Appeared in a career-high 50 games (1 start), tied with Steven Wilson for 3rd-most out of the SD pen, trailing only Luis Garcia (64) and Tim Hill (55).
- His 5 winning decisions tied with Adrian Morejon and Robert Suarez for most among the SD relief pitching corps.
- Collected 6 holds in '22 after entering the campaign with 1 career hold.
- Posted a 3.50 ERA (14 ER, 36.0 IP) at home vs. a 2.30 ERA (8 ER, 31.1 IP) on the road...his 2.30 road ERA ranked 13th in the Majors and 9th in the NL (min. 30 IP and 25 app.).
- Tossed 2.0 innings-or-more in 14 of his 50 appearances, posting a 1.35 ERA (5 ER, 33.1 IP) and a .155 opp. AVG (18-for-116).

## ACCOLADES

- Texas League Mid-Season All-Star (2019, Arkansas)
- Eastern League Mid-Season All-Star (2018, Binghamton)
- Texas League Pitcher of the Week (July 8, 2019)
- Eastern League Pitcher of the Week (June 3, 2018)
- Florida State League Pitcher of the Week (May 21, 2017)
- South Atlantic League Pitcher of the Week (August 14, 2016)



- Made his season debut as the starter in the club's 4th game of the season on April 10 @ ARI after Blake Snell was a last minute scratch due to left adductor tightness...he tossed 3.0-shutout innings of 1-hit ball, but walked a career-high-tying 3 batters (3x) in SD's 10-5 victory...it was his 1st career ML start after 51 consecutive relief appearances.
- Was scoreless in 17 of his 18 outings from May 7-June 24, going 3-0 with a 0.76 ERA (2 ER, 23.2 IP), .209 opp. AVG and 0.85 WHIP...it was the 6th-lowest ERA in the Majors and 3rd-lowest in the NL over that span (min. 18 app.)...allowed 2 runs on May 29 vs. PIT, his only runs allowed over that stretch...his 11.2-consecutive scoreless IP from June 1-24 and

# NABIL CRISMATT



the 11.0-consecutive scoreless IP from May 7-27 were the 2nd and 3rd longest scoreless-inning streaks of his career.

- After sub-2.00 ERAs in April (1.86), May (1.93) and June (1.98), he posted a combined 4.20 ERA (14 ER, 30.0 IP) July-October.
- He was optioned to Triple-A El Paso on Sept. 11 until Oct. 5, his only minor league stint of the campaign...he was scoreless in 2 of his 3 regular season outings for the Chihuahuas (1 ER, 3.2 IP)...made 1 Postseason appearance for ELP in Game 4 of the PCL Championship on Sept. 30, relieving starter Jay Groome with 1.1 scoreless innings of 2 hit ball with 2 SO.
- Recalled from ELP on Oct. 5 and tossed season highs in innings pitched (4.0) and pitches thrown (44) in SD's final regular season game on Oct. 5 vs. SF in SD's 8-1 defeat.
- Ranked in the 83rd percentile in both barrel % (5.2%, 10 barrels) and chase rate (32.7%).
- Per Statcast, he relied on 5 pitches: Changeup (50.1%)

4-Seam Fastball (23.4%) Curveball (20.3%) Sinker (5.7%) Slider (0.5%)...opponents hit just .212 (33-for-156) and 42 of his 65 strikeouts came vs. his changeup, his most used pitch.

- Was not a part of the Padres' Wild Card, Division or Championship series rosters, but remained with the Major League squad and traveled with the team.

## 2021

- Posted the most innings in relief (81.1 IP) in the Padres bullpen, going 3-1 with a 3.76 ERA (34 ER, 81.1 IP) and 71 SO against 24 BB across 45 appearances.
- Had his contract selected by SD on April 1 and made his 1st career Opening Day roster...was optioned to ELP on 6 occasions before being recalled on August 12 and remaining with the big league club for the rest of the season.
- Worked 2.0-or-more innings in 23/45 outings, and was scoreless in 12 of those 23.

# NABIL CRISMATT

- His 3.76 ERA (17 ER, 40.2 IP) vs. the NL West was 2nd-lowest in SD's pen, trailing only Craig Stammen's 3.28 ERA vs. the division...went 1-0 with a 2.16 ERA (2 ER, 8.1 IP) vs. LAD.
- Made more appearances on the road (25) than at home (20), posting a 3.30 ERA (16 ER, 43.2 IP) in away games and a 4.30 ERA (18 ER, 37.2 IP) at Petco Park.
- Was 1 of 10 ML pitchers to make 3+ relief outings of at least 4.0 innings...in those 3 outings (April 13 @ PIT, July 7 vs. WSH & Sept. 16 @ SF), he went 1-1 with a combined 2.57 ERA.
- Posted a career-high scoreless streak of 13.2 IP (9 G) from Aug. 24-Sept. 19...over that time, he allowed 9 H and 2 BB with 11 SO and a .188 AVG...it was the longest scoreless-inning streak by a SD reliever in '21 and the 5th-longest in terms of appearances.

## 2020

- After making 167 appearances across 8 seasons in the minor leagues, made his MLB debut in the 2nd game of STL's Aug. 17 doubleheader at CHC and threw a scoreless inning.
- Did not allow a run in his first 4 appearances (4.1 IP) allowing one hit and one walk (intentional).
- Did not allow a hit with RISP (0-5, BB) and stranded two inherited runners.
- Threw a season-high 3.0 innings at MIL on Sept. 15, helping the Cardinals preserve pitching in an 18-3 loss.
- Was not on STL's Wild Card Series roster vs. SD.

## 2019

- Made 27 appearances for the 2nd consecutive season, striking out a career-high 157 hitters.
- Named a Texas League Mid-Season All-Star...threw a scoreless inning (2nd) with 1 BB and 2 SO for the North squad.
- Led the Texas League with 2 complete games and 1 shutout.
- Struck out a career-high 14 batters in a 9.0-inning shutout (95 pitches) vs. Northwest Arkansas on July 10, earning Texas League Pitcher of the Week honors.
- Had 2 starts with double-digit strikeouts, tied with Dustin May (Tulsa) for the most by a Texas League pitcher with 14 and the 3rd-most with a 13-strikeout effort vs. Tulsa on May 9, needing only 77 pitches.
- Surpassed 100 pitches once during the regular season in a 7.0-inning effort at Tulsa (June 7).

## 2018

- Combined for 27 starts between Binghamton (AA) and Las Vegas (AAA), going 11-10 with a 5.00 ERA and 14 SO in 144.0 IP
- Named an Eastern League Mid-Season All-Star.

- Led all Mets minor league pitchers with 11 wins and ranked in the Top 5 in games started (27, 2nd), IP (144.0, 3rd) and strikeouts (140, 4th).
- Hurled 2 scoreless starts of 6.0 innings-or-more and another 3 in which he allowed just 1 unearned run.
- Threw 11 quality starts and had 12 games in which he threw 6.0 innings-or-more, including a season-high 8.0 IP at Trenton on June 21.

## 2017

- Tossed a career high 145.2 IP and posted a then-career-high in 142 SO, spending the entire campaign at St. Lucie (A) in the Florida State League.
- Led the FSL with 142 strikeouts...also ranked among league leaders in IP (3rd), games started (25, T-4th), WHIP (1.35, 8th), opponent AVG (.278, 9th) and ERA (3.95, 10th).
- Struck out a season-high 13 batters in a complete game effort vs. Jupiter on June 13...threw 102 pitches in a 3-2 loss.
- Pitched for Team Colombia in the 2017 World Baseball Classic, making 1 start vs. the Dominican Republic...received a no decision in a game Colombia lost 10-3.

## 2016

- Pitched for 3 different teams, climbing the Mets organizational ladder at Brooklyn (A), Columbia (A) and Binghamton (AA), combining for a 1-4 record with a 2.47 ERA over 65.2 IP with 74 SO.
- Posted 3 double-digit strikeout games out of his 8 starts with a season-high 11 vs. Aberdeen on July 23.
- Made 7 starts and 6 relief app., posting an 0.88 WHIP.

## 2015

- Appeared in 12 games, making eight starts for Kingsport (R)...tied for the team lead with 6 wins.
- Began the season with 4 relief app. before finishing with 8 straight starts...had made 66 straight relief appearances over 4 seasons before his 1st minor league start.
- Ranked among Appalachian League leaders in wins (6, T-2nd), SO (63, 3rd), IP (62.0, 5th) and ERA (2.90, 7th).
- Held his opposition to 2 earned runs-or-fewer in 11 of 12 app., allowing 5 runs in his final start of the season at Elizabethton (Aug. 28), surrendering 3 HR in the game.

## 2012-14

- In **2014**, averaged over a strikeout per inning (10.60 SO/9) in his 1st professional season State-side with the Gulf Coast League Mets...went 1-1 with a 2.25 ERA over 19 relief appearances.
- Ranked 12th in the Dominican Summer League with eight

# NABIL CRISMATT



saves in **2013**.

- Made his professional debut in **2012** with the Dominican Summer League Mets...went 4-0 with a 4.26 ERA in 19 relief appearances.

## PERSONAL

- His father, José, took him to baseball practice three days a week, and Nabil just played as a hobby.
- Moved to the Dominican Republic when he was 15 for an opportunity to play baseball competitively...in 2021, Nabil's father, mother, and brothers came to watch him play in the

United States for the 1st time.

- Looked up to fellow Colombian pitcher, Jose Quintana.
- Played for Team Colombia in the 2017 World Baseball Classic.
- Lives in Florida with his wife, Maria, and baby daughter, Nicole.
- Crismatt was born on Christmas Day, 1994.
- His favorite food is Arabian food, marmahon. It is like couscous with tomato sauce with chicken. And he likes hojas de parra, stuffed grape leaves.
- He loves going to the San Diego zoo.

## NABIL CRISMATT CAREER PITCHING

Season	Team	League	W	L	ERA	G	GS	CG	SV	SVO	IP	H	R	ER	HR	HB	BB	SO	WHIP	AVG	AB	WP	GDP	TBF	NP/S
2012	DSL MET	ROK	3	0	3.00	13	0	0	0	1	18.0	14	6	6	0	3	5	17	1.06	.215	65	2	0	74	130/102
2012	DSL MTS	ROK	1	0	7.36	6	0	0	0	0	7.1	7	6	6	1	3	3	6	1.36	.318	22	1	2	33	56/39
2012	2 Teams	Minors	4	0	4.26	19	0	0	0	1	25.1	21	12	12	1	6	8	23	1.14	.241	87	3	2	107	186/141
2012	2 Teams	ROK	4	0	4.26	19	0	0	0	1	25.1	21	12	12	1	6	8	23	1.14	.241	87	3	2	107	186/141
2013	DSL MTS	ROK	4	2	1.33	24	0	0	8	12	40.2	23	8	6	0	5	13	46	0.89	.174	132	2	2	155	299/234
2014	MTS	ROK	1	1	2.25	19	0	0	2	2	28.0	15	8	7	1	0	10	33	0.89	.161	93	0	3	107	209/163
2015	KNG	ROK	6	1	2.90	12	8	0	0	0	62.0	52	23	20	6	5	12	63	1.03	.223	233	3	3	254	446/372
2016	BRK	A(Short)	0	1	3.19	8	3	0	1	2	31.0	26	11	11	4	0	4	35	0.97	.218	119	5	0	124	420/288
2016	COL	A(Full)	1	2	1.88	4	3	0	0	0	28.2	20	8	6	1	2	2	32	0.77	.192	104	1	0	109	320/234
2016	BNG	AA	0	1	1.50	1	1	0	0	0	6.0	5	1	1	1	0	1	7	1.00	.227	22	0	0	23	94/60
2016	3 Teams	Minors	1	4	2.47	13	7	0	1	2	65.2	51	20	18	6	2	7	74	0.88	.208	245	6	0	256	834/582
2017	SLU	A(Adv)	6	13	3.95	26	25	1	0	0	145.2	161	82	64	17	12	36	142	1.35	.278	580	5	13	640	2320/1549
2018	BNG	AA	8	6	3.59	18	18	1	0	0	105.1	95	49	42	8	7	37	105	1.25	.243	391	6	10	443	1611/1024
2018	LV	AAA	3	4	8.84	9	9	0	0	0	38.2	61	40	38	8	4	19	35	2.07	.365	167	0	1	197	754/465
2018	2 Teams	Minors	11	10	5.00	27	27	1	0	0	144.0	156	89	80	16	11	56	140	1.47	.280	558	6	11	640	2365/1489
2019	ARK	AA	4	5	1.94	14	13	2	0	0	83.2	57	22	18	6	3	11	89	0.81	.186	306	11	1	321	1168/818
2019	TAC	AAA	0	5	9.06	13	8	0	0	0	46.2	67	51	47	15	1	21	68	1.89	.324	207	0	0	229	913/578
2019	2 Teams	Minors	4	10	4.49	27	21	2	0	0	130.1	124	73	65	21	4	32	157	1.20	.242	513	11	1	550	2081/1396
2020	STL	MLB	0	0	3.24	6	0	0	0	0	8.1	6	3	3	2	0	1	8	0.84	.200	30	0	1	31	114/78
2021	ELP	AAA	0	0	0.00	3	0	0	0	0	3.2	3	0	0	0	0	1	6	1.09	.214	14	0	0	15	56/44
2021	SD	MLB	3	1	3.76	45	0	0	0	1	81.1	87	40	34	10	8	24	71	1.36	.274	317	3	10	351	1337/846
2022	ELP	AAA	1	0	2.45	3	0	0	0	0	3.2	2	1	1	1	0	0	5	0.55	.154	13	0	0	13	58/38
2022	SD	MLB	5	2	2.94	50	1	0	0	4	67.1	57	29	22	5	2	22	65	1.17	.226	252	0	7	280	1062/699
Career		MLB	8	3	3.38	101	1	0	0	5	157.0	150	72	59	17	10	47	144	1.25	.250	599	3	18	662	2513/1623
Career		Minors	38	41	3.79	173	88	4	11	17	649.0	608	316	273	69	45	175	689	1.21	.246	2468	36	35	2737	8854/6008

## CAREER TRANSACTIONS

OPTIONS USED: 3/3

- 2011** Signed by NYM as an international free agent, August 3
- 2018** Signed by SEA as a minor league free agent, December 3
- 2019** Signed by STL as a minor league free agent, November 20
- 2020** Signed by SD as a minor league free agent, December 17



# JAKE CRONENWORTH

Height: 6-0 Bats: L  
Weight: 188 Throws: R

9  
INF

CROW-nen-worth  
 @jcronenworth9  
 jcronenworth9

Full Name	Jacob John Cronenworth
Date of Birth	January 21, 1994 in St. Clair, Michigan
Current Residence	St. Clair, Michigan
2023 Opening Day Age	29
MLB Service Time	3.000
MLB Debut	July 26, 2020 vs. ARI (with SD)
How Obtained	Acquired from TB along with Tommy Pham in exchange for Hunter Renfroe and Xavier Edwards on December 6, 2019
Contract Status	Signed through 2023

## QUICK HITS

**POSTSEASON HERO** In Game 4 of the 2022 NL Division Series against the Los Angeles Dodgers at Petco Park, hit a 2-out, 2-RBI single to center field to give the Padres' their eventual 5-3 win, sending the Dodgers home and the Padres to their 3rd Championship Series in club history.

**JAKE THE RAKE** Between 2020 and 2022, Jake has 18 total Postseason hits, the 2nd most in Padres history behind just Tony Gwynn's 33 Postseason hits.

**CONSISTENCY IS KEY** Played in 170 games between the 2022 regular season and Postseason, the 3rd most games of any player in the big leagues (behind just Rhys Hoskins' 173 and Kyle Schwarber's 172). Cronenworth's 364 regular season games played from his debut in 2020 through 2022 are the most of any Padre (ahead of Manny Machado's 363) and ranked 14th in the big leagues in that span.

**ALL-STAR JAKE** Named to his 1st-career All-Star team in 2021 and earned his 2nd straight honor in 2022, replacing Jazz Chisholm Jr. on the National League roster.

**HE'S GOT HEART & HUSTLE** Named the Padres' Heart and Hustle Award winner in both 2021 and 2022.

**2020 NL ROOKIE OF THE YEAR FINALIST** Finished T-2nd in the NL Rookie of the Year voting in 2020.

**2020 POSTSEASON** In Game 3 of the Wild Card Series vs. STL on Oct. 2, 2020, he became the 1st Padre rookie to ever homer in a Postseason game.

**TWO-WAY STREET** Was used as a 2-way player in 2019 for Durham (AAA) for the 1st time since playing collegiate ball at the University of Michigan. Made his 1st MLB pitching performance on April 16, 2021 vs. LAD (went 0.2 IP with 1 hit allowed, 0 walks, 0 runs allowed, and 1 strikeout of Mookie Betts).

## 2022 SEASON

- Played in the most games of any Padre (158), ahead of Trent Grisham and Jurickson Profar (152 each)...also led the team in at bats (587), triples (four) and hit by pitch (16).
- Trailing only Manny Machado in runs scored (88) and RBI (88), and only Machado and Juan Soto in runs created (92), and only Machado, Soto and Drury in total bases (229)...also ranked 4th in walks (70) behind Soto, Bell and Profar.

## ACCOLADES

2x National League All-Star (2021 & 2022, SD)

NL Player of the Week (June 27, 2021, SD)

2x Heart & Hustle Award Nominee (2021 & 2022 - SD)

NL Rookie of the Year Voting (T-2nd, 2020)

NL Rookie of the Month (July-August, 2020)

Baseball America Major League All-Rookie Team (2020, SD)

Baseball Digest's NL Rookie of the Year (2020)

Baseball Digest's 2020 MLB Rookie All-Star Team (2020, 2B)

MLB Players Choice NL Outstanding Rookie (2020, SD)



- Between the regular and Postseason played in 170 games, the 3rd most games of any player in the big leagues (behind just the Phillies' Rhys Hoskins' 173 and Kyle Schwarber's 172)...his 158 games played in the regular season ranked T-12th in MLB and 1st on the Padres.
- Ranked among the NL leaders in games played (T-9th, 158) and triples (T-9th, 4).

# JAKE CRONENWORTH



- His 52 XBH ranked 5th on the team, behind Machado (70), Drury (61), Soto (54) and Profar (53).
- Posted the 4th-highest WAR on the team (3.4), behind Machado (6.2), Ha-Seong Kim (4.8), and Soto (4.7)...ranked 7th in WAR among NL middle infielders.
- Hit .260 (81-312) in 80 games on the road, compared to his .215 clip (59-275) across 78 games at Petco Park...collected 19 of his 31 doubles, all four of his triples, eight of his 17 HR and 52 of his 88 RBI away from Petco Park.
- Was selected as a 2022 All-Star, the second nod of his career (also: 2021)...it was announced on July 16 that he would replace Miami's Jazz Chisholm Jr. on the National League roster, and 2B Jeff McNeil moved into the starting lineup...entered the game as a sub at second base and went 0-for-2 with a strikeout.
- Said Cronenworth on his All-Star selection: "I kind of got the chills. If they would have said that a couple years ago, I would have said, 'No way.' Now we're here, and it's pretty cool...I got a ton of questions from coaches throughout the week just asking me what happened, what was the switch and what happened. Talking through it and kind of looking back on where I was and where I am now, it's pretty crazy."
- Earned his second consecutive Heart and Hustle Award

nomination, honoring active players who demonstrate a passion for the game of baseball and best embody the values, spirit and traditions of the game.


**POSTSEASON:** Started at second base in all 12 of the Padres' Postseason games in 2022, collecting 11 hits with 1 home run, 6 RBI, 6 runs scored and 1 walk. His 46 Postseason at bats in the 2022 playoff run tied with Juan Soto for the 2nd most on the team, trailing just Manny Machado's 48 ABs.

- In Game 4 of the 2022 NL Division Series against the Los Angeles Dodgers at Petco Park, Jake hit a two-out, two-RBI single to center field to give the Padres' their eventual 5-3 win, sending the Dodgers home and the Padres to their 3rd Championship Series in club history.

## 2021

- In his 1st full season since debuting in the 2020 shortened campaign, led the Padres with 33 2B (T-12th in the NL) and 7 3B (T-3rd in the NL)...ranked 2nd on the Padres in runs scored with 94 (11th in the NL) and 3rd on the team in hits with 151 (T-12th in the NL with Nolan Arenado and Bryce Harper).
- Named to his 1st-career All-Star team, slashing

# JAKE CRONENWORTH



.276/.350/.459 with a .809 OPS in the 1st half of the season... entered the game at 1B relieving ATL's Freddie Freeman and went 0-for-1 with a walk.

- His 61 extra-base hits ranked T-2nd on the club with Manny Machado, behind just Tatis' 73.
- Hit .341 in Padres wins and .186 in losses...the difference in average between wins and losses of .155+ was 2nd-highest among all qualifying players behind just Michael Brantley's .162+ difference (hit .376 in wins and .214 in losses)...the player with the 3rd-largest difference was Fernando Tatis Jr. (.365 in wins and .212 in losses for a .153+ difference).
- Was hit by a team-high 10 pitches...next most on the Padres were Trent Grisham and Jurickson Profar (6).
- Had 2 separate streaks of going 3 straight games with multiple hits, the longest streaks in a season in his career... had 3 separate streaks of hitting an XBH hit in 4 games.
- In the field, played 94 games at second base (89 starts), 41 games at shortstop (36 starts), 24 games at first base (20 starts), and 1 game in relief on April 16 vs. LAD (went 0.2 IP with 1 hit allowed, 0 walks, 0 runs allowed, and 1 strikeout of Mookie Betts).
- At shortstop, played 326.2 innings and made 3 errors in 130 total chances for a .977 fielding percentage...made 5 errors in 791.1 innings played at second base.

## 2020

- Acquired from TB along with Tommy Pham in exchange for Hunter Renfroe and Xavier Edwards on Dec. 6, 2019.
- Finished T-2nd in the NL Rookie of the Year voting with PHI's Alex Bohm, behind MIL's Devin Williams.
- Named NL Rookie of the Month for July-August, becoming the 1st Friar to earn NL Rookie of the Month honors since Christian Villanueva in April 2018...hit .356 (36-for-101) with 20 runs, 9 2B, 3 3B, 4 HR, 17 RBI and 10 BB in 31 games.
- With 1B Eric Hosmer missing 11 of the 1st 14 games of the season due to a stomach illness, Cronenworth hit .360 (9-for-25) in his 1st 8 games from July 26-August 7...finished the season with 38 games at 2B (37 GS), 10 games at 1B (9 GS), and 1 game at 3B (1.0 inn. played).
- Made his MLB debut at as a PR on July 26 vs. ARI...hit an RBI 2B later in the game off Archie Bradley for his 1st hit.
- Finished the season leading NL rookies in runs (26), XBH (22), 2B (15), 3B (3) and TB (82)...ranked 2nd in RBI (20), fWAR (1.4), hits (49), BB (18), 3rd in SLG (.477), OPS (.831), 4th in AVG (.285) and OBP (.354), and T-4th in HR (4).
- His 1.011 OPS after his 1st 20 games was the highest of any Padre in SD history within his 1st 20 career G (min. 50 PA).
- Among NL rookies with 40+ games, ranked 1st in PA/SO (6.40), line drives (46), % of swings put in play (47.5), and swing-and-miss % (16.9).



# JAKE CRONENWORTH



- His .831 OPS was the highest of any Padre rookie in a single season...led in runs created per 27 outs (5.59).
- Among all MLB players who saw at least 750 pitches in 2020...swung and missed 51 times, the 4th-fewest in MLB.
- Hit .305 with 2 outs (18-for-59)...against RHP, he hit .316 (37-for-117) and vs. LHP he hit .218 (12-for-55).
- His 3 outs above average were T-3rd on the team with Manny Machado behind Trent Grisham (5) and Fernando Tatis Jr. (7).

**POSTSEASON:** Appeared in all 6 playoff games, batting .389 (7-for-18) with a triple, HR, 3 RBI, 5 runs and 4 walks.

- With his home run in Game 3 of the Wild Card Series on Oct. 2 vs. STL, he became the 1st Padres rookie to ever homer in a Postseason game...went 3-for-4 with a home run and 2 runs scored in the decisive game that propelled the Padres to the NL Division Series against the Dodgers in Arlington, TX.

## 2019

- Claimed team MVP honors with Durham (AAA), hitting .334 (115-for-344) with 26 2B, 4 3B, 10 HR and 45 RBI...between DUR and GCL Rays (R), set career highs in AVG (.329), 2B (27), OBP (.422), SLG (.511) and OPS (.934).
- In 88 games with DUR, led the INT in AVG and OBP (.429) and ranked 3rd with a .949 OPS.

- He was used as a 2-way player for the 1st time since playing collegiate ball at the University of Michigan...made 7 appearances on the mound, including 6 as an opener, and he yielded only 2 runs (both unearned) in 71 IP.
- Named TB's Minor League Player of the Month for April.
- Earned INT Mid and Post-Season All-Star honors...slashed .342/.427/.546 in the 1st half.
- Ranked by *Baseball America* as the Best Batting Prospect, Best Infield Arm, Best Defensive Shortstop and Most Exciting Player in the IL in its Best Tools survey.

## 2018-15

- Spent most of the **2018** season with Montgomery (AA), hitting .254 (106-for-418) in 108 G...promoted to DUR in April.
- Split the **2017** season between Charlotte (A) and MTG, slashing a combined .274/.364/.358...began the season on a 22-game hit streak, a season high in the Florida State League...named to the FSL Mid-Season All-Star Team, his 3rd consecutive year receiving Mid-Season All-Star honors
- In **2016**, set career highs RBI (57) and BB (67) between Bowling Green (A) and CHA, slashing .282/.389/.386 in 116 games. He led the Midwest League with a .429 OBP and named to the MWL Mid-Season All-Star Team...following the season, ranked by *Baseball America* as the No. 18 prospect in the MWL...dubbed as the Best Defensive Shortstop and

# JAKE CRONENWORTH



for having the Best Strike-Zone Discipline in the MWL in its Best Tools survey.

- Name in **2015** to the New York-Penn League Mid-Season All-Star Team and dubbed Hudson Valley (A) team MVP by the Rays Baseball Operations department.

## PERSONAL

- Selected out of the University of Michigan, where he played first and second base as a position player...finished his career with a 3.34 ERA (45 ER, 121.1 IP) and 23 saves in 55 app. (12 starts) on the mound.
- In 2021, said he thought he was the "3rd catcher" on the Padres' depth chart...in the offseason for the University of Michigan, he would catch their pitcher's bullpens...asked then-Padres Manager Jayce Tingler if he could play all nine positions in a game...Tingler said "No."
- Attended St. Clair High School (MI) where he played baseball and starred on the hockey team.
- Is childhood friends with NHL player, Tyler Motte (New York Ranger) and Jeremy Carrell, Detroit's bullpen coach from 2020-21.

- Hails from St. Clair, Michigan, which is an hour's drive north of Detroit...the closest movie theater is 12 miles north.

- Jake lost his mother to brain cancer when he was four years old...his grandparents, Charles and Lorraine Cronenworth, helped raise Jake and older brother, Charlie.

- His grandfather, Charles, played ice hockey at Michigan Tech and signed with the New York Rangers before serving in WWII.

- Jake's father, Charles, also played ice hockey at Michigan Tech, and his older brother, Charlie, also played collegiately at Northwood University.

- Played on the same travel baseball team (East Coast Grays) as Pete Alonso.

- His grandmother would make cookies for Jake's travel team and eventually Michigan's baseball program, where he was a two-way player (infielder, pitcher)...his grandmother threw out the first pitch of one of Jake's short-season New York-Penn League games...Jake on the impact of his grandmother: "My grandmother was basically mine and my brother's mom our whole life...if anybody that lived one of the most selfless lives that I've ever seen, it was her."

## CAREER TRANSACTIONS

OPTIONS USED: 0/3

2015 Signed by TB as a seventh-round selection in the First-Year Player Draft, June 19

2019 Acquired by SD from TB along with Tommy Pham in exchange for Hunter Renfroe and Xavier Edwards, December 6

# JAKE CRONENWORTH



## JAKE CRONENWORTH CAREER BATTING

Season	Team	League	AVG	G	AB	R	H	2B	3B	HR	RBI	BB	SO	SB	CS	OBP	SLG	OPS	PA	HBP	SAC	SF	GIDP
2015	HV	A(Short)	.291	51	196	31	57	12	3	1	16	31	59	12	7	.399	.398	.797	234	5	1	1	2
2016	BG	A(Full)	.322	81	314	66	101	15	6	3	48	54	57	12	7	.429	.436	.865	380	7	2	3	5
2016	CHA	A(Adv)	.171	35	111	15	19	3	1	1	9	13	26	2	1	.270	.243	.513	126	2	0	0	4
2016	2 Teams	Minors	.282	116	425	81	120	18	7	4	57	67	83	14	8	.389	.386	.775	506	9	2	3	9
2017	CHA	A(Adv)	.268	87	328	58	88	16	5	2	29	47	69	12	5	.364	.366	.730	381	3	1	1	7
2017	MTG	AA	.285	38	158	15	45	6	0	1	20	19	19	1	1	.363	.342	.705	180	1	0	1	4
2017	2 Teams	Minors	.274	125	486	73	133	22	5	3	49	66	88	13	6	.364	.358	.722	561	4	1	2	11
2018	MTG	AA	.254	108	418	75	106	18	4	4	50	43	69	21	3	.323	.344	.667	470	3	0	6	9
2018	DUR	AAA	.240	7	25	4	6	3	0	0	2	1	5	1	0	.269	.360	.629	26	0	0	0	0
2018	2 Teams	Minors	.253	115	443	79	112	21	4	4	52	44	74	22	3	.321	.345	.666	496	3	0	6	9
2019	RAY	ROK	.167	3	12	2	2	1	0	0	0	1	2	0	0	.231	.250	.481	13	0	0	0	0
2019	DUR	AAA	.334	94	344	75	115	26	4	10	45	49	62	12	5	.429	.520	.949	406	10	0	3	4
2019	2 Teams	Minors	.329	97	356	77	117	27	4	10	45	50	64	12	5	.422	.511	.933	419	10	0	3	4
2020	SD	MLB	.285	54	172	26	49	15	3	4	20	18	30	3	1	.354	.477	.831	192	1	0	1	4
2021	SD	MLB	.266	152	567	94	151	33	7	21	71	55	90	4	3	.340	.460	.800	643	10	3	3	8
2022	SD	MLB	.239	158	587	88	140	30	4	17	88	70	131	3	0	.332	.390	.722	684	16	0	8	2
Career		MLB	.256	364	1326	208	340	78	14	42	179	143	251	10	4	.338	.431	.769	1519	27	3	12	14
Career		Minors	.283	504	1906	341	539	100	23	22	219	258	368	73	29	.375	.394	.769	2216	31	4	15	35

## WILD CARD

Season	Team	League	AVG	G	AB	R	H	2B	3B	HR	RBI	BB	SO	SB	CS	OBP	SLG	OPS	PA	HBP	SAC	SF	GIDP
2020	SD	MLB	.625	3	8	4	5	0	1	1	2	2	1	1	0	.750	1.250	2.000	12	2	0	0	0
2022	SD	MLB	.000	3	13	0	0	0	0	0	0	0	6	0	0	.000	.000	.000	13	0	0	0	0
Career	SD	MLB	.238	6	21	4	5	0	1	1	2	2	7	1	0	.360	.476	.836	25	2	0	0	0

## DIVISION SERIES

Season	Team	League	AVG	G	AB	R	H	2B	3B	HR	RBI	BB	SO	SB	CS	OBP	SLG	OPS	PA	HBP	SAC	SF	GIDP
2020	SD	MLB	.200	3	10	1	2	0	0	0	1	2	4	0	0	.333	.200	.533	12	0	0	0	0
2022	SD	MLB	.438	4	16	3	7	0	0	1	5	0	4	0	0	.438	.625	1.063	16	0	0	0	0
Career	SD	MLB	.346	7	26	4	9	0	0	1	6	2	8	0	0	.393	.462	.855	28	0	0	0	0

## LEAGUE CHAMPIONSHIP SERIES

Season	Team	League	AVG	G	AB	R	H	2B	3B	HR	RBI	BB	SO	SB	CS	OBP	SLG	OPS	PA	HBP	SAC	SF	GIDP
2022	SD	MLB	.235	5	17	3	4	0	0	0	1	1	5	0	0	.350	.235	.585	20	2	0	0	0

## POSTSEASON (COMBINED)

Season	Team	League	AVG	G	AB	R	H	2B	3B	HR	RBI	BB	SO	SB	CS	OBP	SLG	OPS	PA	HBP	SAC	SF	GIDP
2020	SD	MLB	.389	6	18	5	7	0	1	1	3	4	5	1	0	.542	.667	1.209	24	2	0	0	0
2022	SD	MLB	.239	12	46	6	11	0	0	1	6	1	15	0	0	.286	.304	.590	49	2	0	0	0
Career	SD	MLB	.281	18	64	11	18	0	1	2	9	5	20	1	0	.370	.406	.776	73	4	0	0	0

## ALL-STAR

Season	Team	League	AVG	G	AB	R	H	2B	3B	HR	RBI	BB	SO	SB	CS	OBP	SLG	OPS	PA	HBP	SAC	SF	GIDP
2021	NL	MLB	.000	1	1	0	0	0	0	0	0	1	0	0	0	.500	.000	.500	2	0	0	0	0
2022	NL	MLB	.000	1	2	0	0	0	0	0	0	0	1	0	0	.000	.000	.000	2	0	0	0	0
Career	NL	MLB	.000	2	3	0	0	0	0	0	0	1	1	0	0	.250	.000	.250	4	0	0	0	0



# NELSON CRUZ

Height: 6-2      Bats: R  
Weight: 245      Throws: R

@ncboomstick23

ncboomstick23

# 32

DH

Full Name	Nelson R. Cruz
Date of Birth	July 1, 1980 in Las Matas de Santa Cruz, Dominican Republic
Current Residence	Las Matas de Santa Cruz, Dominican Republic
2023 Opening Day Age	42
MLB Service Time	15.082
MLB Debut	September 17, 2005 vs. HOU (with MIL)
How Obtained	Signed by SD as a Major League free agent on XXX
Contract Status	Signed through 2023

## QUICK HITS

**HE'S ON OUR SIDE NOW!** Nelson has hit 31 home runs in his career opposite Manager Bob Melvin, the 2nd most homers he's hit against any opposing manager (most was his 50 against Mike Scioscia).

**NELSON 2K** Cruz recorded the 2,000th hit of his Major League career with a single in the eighth inning off Adrian Morejon on August 13, 2022 vs. San Diego.

**42 YEARS YOUNG** From the time he turned 30 on July 1, 2010 through the end of 2022, Cruz hit 394 home runs, the 5th most in MLB history of any player after turning 30. Entered 2023 trailing only Barry Bonds (509), Babe Ruth (430), Rafael Palmeiro (414), and Hank Aaron (413). The only Padres to homer as 42 year olds were Rickey Henderson in 2001 and Matt Stairs in 2010. The oldest Padre to play a game was Jesse Orosco (was 46 in 2003).

**HOMERIN' NELSON!** From 2007-22, he tied with Albert Pujols for the most home runs of any player (453), and his 302 home runs from 2014-22 were the most of any player.

**POSTSEASON NELSON** Made 7-career Postseason runs...in 50 playoff games, has a .278 (52-for-187) AVG with a .348 OBP, .631 SLG, .979 OPS, 12 doubles, 18 HRs, and 38 RBI. Entered '23 with a .979 OPS, which ranks 5th all-time (min. 150 PA) behind Babe Ruth (1,214), George Brett (1,023), Carlos Beltran (1,021) & Albert Pujols (1,007).

**CALL HIM JACKIE MOON** On July 20, 2022, the World Baseball Classic named Cruz the general manager of the 2023 Dominican Republic team, making him the first active player in the tournament's history to be named a general manager. He'll also participate as a player, making 2023 his 4th-career WBC appearance.

**TEAM NO. 8** The Padres will be his 8th MLB team: Brewers (2005), Rangers (2006-13), Orioles (2014), Mariners (2015-18), Twins (2019-21), Rays (2021), and Nationals (2022). He reunites with former teammates Manny Machado ('14 w/BAL) and Juan Soto ('22 w/WSH).

**ROBERTO CLEMENTE AWARD** Named as the 2021 Roberto Clemente Award winner after he provided financial support to 1,200 families in his hometown of Las Matas de Santa Cruz, Dominican Republic, during the COVID-19 pandemic, helping feed 700 families. Cruz was the 50th recipient of the honor, with the first going to Willie Mays in 1971.

**MVP DISCUSSION** Cruz has finished within the top 10 of MVP voting in 5 seasons (most recently in 2020).

## ACCOLADES

7x All-Star (2009 & 2013 w/ TEX, 2014 w/ BAL, 2015, 2017-18 w/ SEA and 2021 w/ MIN)

4x Silver Slugger Award (2015, '17 w/ SEA, 2019-20 w/ MIN)

Nationals' Good Guy Award (2022, WSH)

Roberto Clemente Award Winner (2021, MIN)

Edgar Martinez Outstanding DH of the Year (2017 w/ SEA, 2019 w/ MIN)

All-MLB First Team (2019, MIN)

AL Player of the Month (April 2015, SEA)

World Baseball Classic Champion (2013, Dominican Republic)

ALCS MVP (2011 w/ TEX vs. DET)

Home Run Derby Participant (2009, TEX)

7x AL Player of the Week


## 2022 SEASON

- In 124 games for the Washington Nationals as the club's designated hitter, he batted .234 (105-for-448) with a team-leading 64 RBI...logged 16 doubles, 10 home runs, 50 runs scored and 49 walks.
- Recorded the 2,000th hit of his Major League career against the Padres on August 30 with a single in the eighth inning off Adrian Morejon.
- With the Nationals, raised his slash line from .143/.233/.209 on May 3 to .234/.313/.337 to end the season.
- After May 20, he slashed .256/.332/.361 with 15 doubles, six home runs, 44 RBI, 33 walks, 4 hit by pitch, 4 stolen bases, and 33 runs scored in 89 games.
- Went 15-for-56 (.268) with 23 RBI with 2 outs & RISP.
- On May 11 vs. NYM hit a 3-run homer, passing Hall of Famer Carl Yastrzemski for 39th on the all-time home run list.
- Ended 2022 as 1 of 2 active players, along with Justin Upton, with multi-HR games for 5 different teams...has achieved this with the Rangers, Orioles, Mariners, Twins and Rays.

## 2021

- The 2021 Roberto Clemente award winner was selected to his 7th All-Star Game and opened the season with MIN before being acquired by TB on July 22...in 140 games

# NELSON CRUZ



between the 2 clubs, he hit .265 with 21 doubles, one triple, 32 home runs, 86 RBI, 51 walks, three stolen bases and 79 runs scored.

- Earned his 7th career All-Star nod (2009, 2013-15, 2017-18) and pinch-hit in the 9th inning...became the 20th player to appear in an All-Star Game after turning 41 and first since RHP Trevor Hoffman (2009).
- On July 23 @ CLE, made his Rays debut and homered off Zach Plesac in the 3rd inning, the 26th player to homer in his Rays debut and second of the season (20-year-old Wander Franco)...according to Sarah Langs of MLB.com, Cruz became the 4th player age-41 or older since data is available (1901) to homer in his debut with a team, joining SEA Henry Blanco (41.290) in 2013, MIN Dave Winfield (41.185) in 1993 and NYM Willie Mays (41.008) in 1972.
- His last homer of the regular season came on Oct 1. @ NYY at 41 years, 92 days old, the oldest player to homer in Rays' club history...the previous high was when Wade Boggs homered for his 3,000th hit on Aug 7, 1999 vs. CLE (41.053).
- Hit at least 30 home runs for the 8th time in his career, becoming the oldest player in Major League history with a 30-homer season, passing Boston's David Ortiz (38 at 40

years old) in 2016 and Detroit's Darrell Evans (34 at 40 years old) in 1987.

- On Aug. 24 at PHI, started at first base and hit a go-ahead, 2-run double in the 8th inning...it marked the first time he played the field since Sept. 30, 2018 vs. TEX (with SEA, start in right field) and the first time he played the infield in his professional career...according to Stats LLC, he was the third player in ML history to make his first career appearance at first base at age 40 (or older), joining 44-year-old CHW Omar Vizquel on May 28, 2011 and 43-year-old CHW Luke Appling on April 21, 1950.
- On Sep 6 at BOS, with 2 outs and the bases loaded in the 4th inning, circled the bases on a E8 and E4 for a "little league grand slam"...according to ELIAS, it marked the first time in the expansion era (since 1961) a single play yielded 4 runs without the benefit of a hit... he became the first player to hit a "little league grand slam" since WSH Michael A. Taylor on Sept. 8, 2015 vs. NYM—on a single/E8...it marked the first "little league grand slam" in Rays' franchise history... he also cleared the Green Monster in the 8th inning and became the third player in Rays history to hit a "little league home run" and an over-the-fence homer in the same game, joining Steven Souza Jr. on June 17, 2015 @ WSH and Miguel

# NELSON CRUZ

Cairo on May 26, 1998 @ OAK.

**POSTSEASON:** Helped Tampa Bay reach the Postseason, making his 7th trip to the playoffs...had hits in 3 of the 4 ALDS games vs. BOS, including a home run in Game 1.

- In Game 2 of the 2021 World Series, Cruz was presented with the Roberto Clemente award at Houston's Minute Maid Park.

## 2020

- Was the Twins Opening Day designated hitter on July 24 at CHW...hit his first home run of season on July 25 @ CWS, the 402nd of his career...at 40 years, 20 days old, Cruz became the oldest player to homer in an MLB game since Ichiro Suzuki on August 22, 2017 for the Marlins at age 43.
- Named AL Player of the Week July 28, the 7th weekly award of his career...became the 23rd different AL player to win the award at least 7 times since the award was introduced in 1974...at 40 years, 25 days old, became the 4th-oldest player in ML history to amass 7 RBI in a single game, joining Hall of Famers Stan Musial and Reggie Jackson, as well as Jason Giambi...also became the 2nd-oldest player with 4 extra-base hits in a game since 1901, joining Hall of Famer Rickey Henderson.
- Hit safely in season-long 7-straight games July 31-August 6, hitting .407 (11-for-27)
- Reached 15 RBI on Aug. 4 vs. PIT in his 11th game, marking the fewest games for a 40+ year old to reach 15 RBI, passing Ty Cobb (1927), Dave Winfield (1993), Cobb (1928), Willie McCovey (1978) and Carl Yastrzemski (1982).
- Homered in both games of a doubleheader 3 times on the season: August 15 vs. KC, August 29 @ DET and again September 8 @ STL...became 1 of 3 players age 40+ to homer in both games of a doubleheader (Carlton Fisk and Stan Musial - each did it once).
- 1st player since 1964 to homer in both games of a doubleheader 3 times in a season...was hitting .311 (38-for-122) with 13 home runs, 29 RBI and a 1.068 OPS in 35 games through August 31...through that date, ranked first in the AL in OPS, tied for first in home runs and tied for third in RBI.
- Reached safely in season-long 11-straight games August 29-September 8, posting a .524 on-base percentage in that span (15 hits, 6 walks).
- Given the 2020 Muhammad Ali Sports Humanitarian Award at the ESPY's in June and was the Twins' nominee for Roberto Clemente Award.
- Finished sixth in AL MVP voting with 128 total voting points (1 third place vote, 6 fifth place votes, 6 6th place votes, 7 7th place votes, 8 eighth place votes, and 1 ninth place vote).
- Awarded the Marvin Miller Award in late October as part of the 2020 Players Choice Awards...selected by peers as the player they "most respect based on his leadership on the field and in the community."

**POSTSEASON:** Appeared in both games of the AL Wild

Card Series vs. HOU September 29-30, going 2-for-6 with 2 doubles, 2 RBI and 2 walks, driving in all the Twins runs during the series.

## 2019

- Awarded the Edgar Martinez Award for most outstanding Designated Hitter, the second of his career (also: 2017) and third Twin to win the award (Chili Davis - 1991 & Paul Molitor - 1996)...also named First-Team Designated Hitter on inaugural All-MLB Team.
- Recorded 7 multi-homer games, the most in a single season by a Twin, passing Harmon Killebrew who had 6 in 1964... hit his 20th home run July 22 vs. NYY off CC Sabathia, becoming the only player to reach 20-plus homers in each season since 2009.
- Became 34th player to hit 20-plus home runs in 11 consecutive seasons...also became 23rd player in baseball history with multiple three-homer games in a season and the first in Major League history with multiple after turning 39...joined Doug DeCinces (August 3 & 8, 1982) and Johnny Mize (July 13 & 20, 1938) as the only players to homer three times within 10 days...the third home run was his 30th, setting a Twins record for home runs by a designated hitter, passing Chili Davis' 29 in 1991.
- Named AL Player of the Week July 29, posting a slash line of .414/.485/1.172 in 7 games.
- Hit 35th home run Sept. 3 @ BOS, marking his sixth straight season with 35-plus homers...became ninth player in baseball history to hit 35-plus in at least 6 consecutive seasons, joining Alex Rodriguez (11, 1998-2008), Sammy Sosa (10, 1995-2004), Jimmie Foxx (9, 1930-40), Rafael Palmeiro (9, 1995-2003), Babe Ruth (7, 1926-32), Ralph Kiner (7, 1947-53), Adam Dunn (7, 2004-10) and Willie Mays (6, 1961-66).
- Hit his 40th home run of season and 400th of career September 22 vs. Kansas City, off Gabe Speier...became the third Twin to ever reach 40 home runs, joining Brian Dozier (2016) and Harmon Killebrew (1961, '62, '63, '64, '67, '69 & '70)...became third Major League player to hit 40 homers at age 39-or-older, joining Hank Aaron (1973) and Barry Bonds (2003-04)...became 26th player in baseball history with four-plus seasons of 40 home runs-or-more...became 57th player in baseball history to reach 400 and the ninth Dominican-born player to reach 400 homers, joining Albert Pujols, Sammy Sosa, Manny Ramírez, David Ortiz, Adrian Beltré, Vladimir Guerrero, Edwin Encarnación and Alfonso Soriano.
- Finished the season with 41 home runs and 401 for his career, good for 57th in Major League Baseball history...his 41 home runs and 108 RBI all came as a designated hitter, setting Twins single-season records in both categories (passing Chili Davis' 29 homers at the position in 1991 and Paul Molitor's 100 RBI as a DH in 1996).
- Finished the year ranked second in SLG (.639) and OPS (1.031) in the AL, tied for second in 3-hit games (18), third in batting WAR (4.0), T-third in HRs (41), fourth in OBP (.392), T-fourth in AVG (.311) and seventh in RBI (108).

# NELSON CRUZ



- Ranked first in baseball in average exit velocity (93.7 MPH), hard hit percentage (51.5%) and barrels-per-plate appearance (12.5%) (min. 300 batted balls).
- Was a finalist for the Hank Aaron Award; recipient was Milwaukee's Christian Yelich.
- Won the Calvin R. Griffith Award for Most Valuable Twin, the Bob Allison Award for team leadership and the Carl R. Pohlad Community Service Award...earned Slugger Silver Slugger Award for American League's top designated hitter, the 3rd of career (2015 & 2017).
- Finished 9th in AL MVP voting with 62 voting points.

**POSTSEASON:** Played in 3 games in ALDS vs. NYY, going 2-for-10 (.200) with 1 home run and 1 RBI...hit home run in second at-bat of Game 1 off James Paxton, 17th of his Postseason career.

## 2018

- Played in his fourth season with SEA, homering in each of the Mariners' first two games of the season (March 29 off Corey Kluber and March 31 off Carlos Carrasco)...it was the fourth time in his career that Cruz has homered in each of his club's first 2 games, and he became the first player in Major League history to homer in each of his first two games of a season on 4 occasions...he accomplished this feat in 2010 (TEX), 2011 (TEX), 2014 (BAL) and 2018 (SEA).
- Recorded his 1,500th career hit, an RBI-single, on June 16 vs.

BOS and hit his 20th home run of the season on June 22 vs. BOS, becoming the only player with at least 20 home runs in each of the last 10 seasons, dating back to 2009.

- Named AL Player of the Week for June 18-24 (5th career honor), hitting .500 (12-for-24) with eight runs, two doubles, one triple, three home runs, eight RBI, two walks, a .538 OBP and a 1.042 SLG (1.580 OPS) in six games.
- Earned his sixth career All-Star selection, his fifth in the last six seasons (also: 2009, 2013, 2014, 2015 and 2017)...drew a walk in his only plate appearance at the All-Star Game in Washington, D.C.
- Recorded 1,000th career RBI with a solo home run on September 12 vs. SD...became the 11th active player to record at least 1,000 career RBI and the sixth player to record his 1,000th RBI in a Mariners uniform.
- Hit his 35th home run of the 2018 season on Sept. 12 vs. SD, becoming only player in baseball to reach the 35-home run plateau in each of the last 5 seasons since 2014 and the fifth player in Major League history with at least 5 seasons of 35-or-more home runs at age-33 or older, joining Barry Bonds (6), Rafael Palmeiro (6), Hank Aaron (5) and Babe Ruth (5).

## 2017

- Led the AL in RBI with 119, becoming the first Mariner to lead the AL in RBI since Bret Boone in 2001 (141 RBI)...

# NELSON CRUZ



- Named the Mariners Player of the Year by the Seattle chapter of the BBWAA.
- Hit his 300th career home run on July 7 vs. OAK...made his fifth career All-Star appearance, going 0-for-2 in MIA.
- Recorded his 100th home run as a Mariner on June 4 vs. TB in his 362nd game with SEA.
- Led the AL with 59 RBI on the road...recorded 50 hits with RISP, second-most in the AL, trailing only teammate Robinson Canó (51).
- Nominated for the Heart and Hustle Award as well as the Hank Aaron Award...was a finalist for the Marvin Miller Man of the Year Award.

## 2016

- Hit .287 (169-for-589) with 96 runs, 27 doubles, one triple, 43 home runs, 105 RBI, a .360 OBP and a .555 slugging percentage in 155 games with the Mariners.
- Led the Majors with 19 home runs vs. lefties and home runs on the road (26) and recorded a career-high 52 multi-hit games.
- On May 20 @ CIN, hit his 250th career home run.
- Had 7 RBI on July 23 @ Toronto, the third time in career with 7+ RBI vs. TOR (also: 8, July 22, 2011 & May 25, 2012 w/ Texas)...joined Hall of Famer Ralph Kiner as only 2 players in MLB history to drive in 7+ runs vs. single opponent at least

three times.

- Hit a 493-foot homer off Tyler Duffey September 24 @ MIN; according to Statcast, was second-longest home run of 2016, trailing MIA's Giancarlo Stanton (504 ft.).

## 2015

- Signed with SEA in offseason, and among AL leaders, finished 2nd in HR (44), 3rd in SLG (.566), 4th in OPS (.936), T-8th in AVG (.302), T-10th in XBH (67), T-11th in multi-hit games (49) and T-12th in RBI (93).
- Was T-5th in AL with 27 go-ahead RBI and T-7th with 14 game-winning RBI...led team in runs (90), home runs (44), RBI (93), walks (59), AVG (.302), OBP (.369) & SLG (.566).
- Became fourth player in Mariners history with 40-HR season and the second player to record 40-HR season during Safeco Field era (opened July 1999).
- Voted as starting DH for American League, his fourth All-Star game selection (2009, 2013-2015) and second start (2014).
- Hit an MLB leading 27 HR on road, T-3rd-most in Seattle club history behind Ken Griffey Jr. (29 in 1997), Alex Rodriguez (28 in 2000) and tied with Jay Buhner (1997).
- Named AL Player of Month for April and named AL Player of the Week for April 13-19.
- Hit his 200th career home run April 13 @ LAD and homered



# NELSON CRUZ



in five straight games July 31-August 4, becoming the fifth player in MLB history to homer in 5+ straight twice in same season: Harmon Killebrew (1970 Twins), Frank Thomas (1994 White Sox), Barry Bonds (2001 Giants) and Chase Utley (2008 Phillies).

## 2014

- Led all of MLB with 40 home runs in first season with BAL, en route to being named Orioles MVP by members of Baltimore media.
- Made AL All-Star Team for third time, earning first fan-elected start as DH with over 3-million votes...finished seventh in AL MVP voting (102.0 points).
- Named AL Player of the Week May 26-June 1 & Sept. 1-7.
- Finished third in AL in RBI (108), extra-base hits (74) and total bases (322), and sixth in SLG (.525).

## 2013

- Named AL All-Star for second time in career, hitting 27 HR in 109 games for the Texas Rangers.
- Ranked seventh in AL with 5.43 AB/RBI ratio (min. 400 AB).
- Placed on the restricted list Aug. 5-Sept. 29 (50-game suspension; MLB-Joint Drug Prevention and Treatment Program)...reinstated for Wild Card games (Game No. 163) on Sept. 30 vs. TB.

## 2012

- Ranked among AL leaders in doubles (4th, 45), extra-base hits (9th, 69), games played (T-10th, 159)...T-8th in AL with nine OF assists.
- Played for Cibao in Dominican Winter League, hitting .286 (12-for-42) in 11 games.

## 2011

- Ranked among AL leaders in slugging (11th, .509) and home runs (T-13th, 29)...homed every 16.38 at-bats, 7th-best in league.

**POSTSEASON:** Named ALCS MVP vs. DET, batting .364 (8-for-22) with 2 doubles, 6 HR and 13 RBI; 6 HR and 13 RBI were most in any single playoff series.

- Hit the first Postseason walk-off slam in Major League history in 11th of Game 2 of ALCS vs. Detroit.
- Also hit 3-run HR in 11th inning of Game 4 at Detroit, the first player ever with multiple extra-inning HR in a Postseason series.
- Hit .200 (5-for-25) in World Series vs. St. Louis.

## 2000-10

- Among all AL players in **2010** (400+ PA), ranked fifth in slugging (.576), sixth in batting (.318) and OPS (.950)...was named AL Player of the Week, May 17-23, and he hit .317 (19-for-60) and with 13 runs, 7 doubles, 6 home runs and 11 RBI in playoffs...his 13 extra-base hits were T-2nd-most ever in one Postseason...hit safely in 15 of first 16 Postseason games, with 12-game hitting streak to begin playoffs, tied for third longest streak ever to begin a Postseason career.
- In his first full Major League season in **2009**, led TEX in home runs (33) and SLG (.524)...tied for eighth in American League in home runs and was selected to AL All-Star team as an injury replacement Torii Hunter...was defeated by Prince Fielder in final round of T-Mobile Home Run Derby...tied for fourth in AL with 11 OF assists.
- Named Pacific Coast League MVP and Texas' Tom Grieve Minor League Player of Year with Triple-A Oklahoma in **2008**...led Minors with .693 SLG, and he won or shared Rangers Minor League Player of the Month honors in April, June, and July...was named a PCL All-Star and selected by Texas on Aug. 25, starting the final 31 games in right field.
- In **2007**, made his first Opening Day roster with TEX... finished second in HR (15) with Triple-A Oklahoma City despite playing in only 44 games.
- Split the **2006** season between Triple-A Nashville and the Texas Rangers...was acquired by Texas in 6-player trade with MIL on July 28...started for PCL in Triple-A All-Star Game and spent rest of season with Texas, hit .223 in 41 games...hit his first MLB home run July 31 @ MIN, a solo shot off Willie Eyre...had a 2-home run game Sept. 5 @ OAK, including inside-the-park HR.
- Named Brewers Robin Yount Performance Award for Minor League Player of Year in **2005**...combined to hit .289 (132-for-456) with 27 HR and 81 RBI with Double-A Huntsville and Triple-A Nashville.
- Made his MLB debut September 17 @ HOU and had first Major League hit September 28 vs. CIN with double off Aaron Harang...was ranked the eighth-best prospect in Brewers organization by *Baseball America*.
- Spent **2000-04** in the Oakland A's organization, ranking fourth in Midwest League and A's farm system in home runs (20) in **2003**...made his professional debut with the AZL Athletics in **2001**...in **2000**, with the Mets Eastern Division affiliate in DSL, led the league with 15 HR and 80 RBI in 69 games...was traded by NYM to OAK on August 30, 2000.

# NELSON CRUZ



## PERSONAL

- Resides in Las Matas De Santa Cruz, Dominican Republic... has 5 children: 2 daughters and 3 sons...both his parents were school teachers.
- Played basketball for the Dominican Republic Junior National Team...started the Boomstick Foundation to help his communities in the Dominican Republic and started same foundation in Minnesota.
- Enjoys spending time with family and playing dominos... hosted a vitilla (game native to Dominican Republic - essentially stickball played with large bottlecaps) clinic with RBI All-Stars in 2019.
- Winner of the 2019 Carl R. Pohlad Award for Community Service...raised funds through the Big League Impact ALL WIN campaign in 2019, impacting the Education Center in Monte Crisiti, DR.
- Named Star Tribune's 2019 Sportsperson of the Year...given the 2020 Muhammad Ali Sports Humanitarian Award at the ESPYs and the Marvin Miller Award as part of the 2020 Players Choice Awards...selected by peers as the player they "most respect based on his leadership on the field and in the community,"
- In 2020 during the COVID-19 Pandemic, provided financial support to 1,200 families in his hometown of Las Matas de Santa Cruz, Dominican Republic, helping feed 700 families.
- After a fire destroyed the home of a childhood friend, Cruz provided the town with a fire engine, 80 firefighter uniforms and an ambulance for transportation for people to the nearest hospital, which is about an hour away.
- His Boomstick23 Foundation began construction of an education and technical center last year and he will stock the center with computers to assist athletes in their education.
- Cruz also organizes dentists and optometrists to go the town's clinic for checkups, medicine and eyewear, and 500 patients received dental services.

# NELSON CRUZ



## NELSON CRUZ CAREER BATTING

Season	Team	League	AVG	G	AB	R	H	2B	3B	HR	RBI	BB	SO	SB	CS	OBP	SLG	OPS	PA	HBP	SAC	SF	GDP
2001	ATH	ROK	.250	23	88	11	22	3	1	3	16	4	29	6	3	.283	.409	.692	93	0	1	0	1
2002	VAN	A (Short)	.276	63	214	23	59	14	0	4	25	9	58	12	1	.316	.397	.713	232	4	4	1	2
2003	KC	A (Full)	.238	119	470	65	112	26	2	20	85	29	128	10	5	.292	.430	.722	515	9	1	6	7
2004	MOD	A (Adv)	.345	66	261	54	90	27	1	11	52	24	73	8	4	.407	.582	.989	290	4	0	1	2
2004	MID	AA	.313	67	262	51	82	14	2	14	45	26	69	8	3	.377	.542	.919	289	1	0	0	4
2004	SAC	AAA	.231	4	13	4	3	1	0	1	2	1	7	0	0	.286	.538	.824	14	0	0	0	0
2004	3 Teams	Minors	.326	137	536	109	175	42	3	26	99	51	149	16	7	.390	.562	.952	593	5	0	1	6
2005	HVL	AA	.306	68	248	45	76	19	0	16	54	31	71	10	3	.388	.577	.965	286	4	0	3	7
2005	NAS	AAA	.269	60	208	33	56	13	0	11	27	30	62	9	4	.382	.490	.872	246	8	0	0	4
2005	MIL	MLB	.200	8	5	1	1	1	0	0	0	2	0	0	0	.429	.400	.829	7	0	0	0	0
2005	2 Teams	Minors	.289	128	456	78	132	32	0	27	81	61	133	19	7	.385	.537	.922	532	12	0	3	11
2006	NAS	AAA	.302	103	371	68	112	22	1	20	73	42	100	17	6	.378	.528	.906	423	6	0	4	6
2006	TEX	MLB	.223	41	130	15	29	3	0	6	22	7	32	1	0	.261	.385	.646	138	0	0	1	1
2007	OKL	AAA	.352	44	162	32	57	9	1	15	45	21	34	1	2	.428	.698	1.126	188	2	0	2	3
2007	TEX	MLB	.235	96	307	35	72	15	2	9	34	21	87	2	4	.287	.384	.671	333	2	1	1	5
2008	RAN	ROK	.250	1	4	1	1	1	0	0	1	2	1	0	0	.500	.500	1.000	6	0	0	0	0
2008	OKL	AAA	.342	103	383	93	131	18	3	37	99	56	87	24	8	.429	.695	1.124	448	5	0	4	10
2008	TEX	MLB	.330	31	115	19	38	9	1	7	26	17	28	3	1	.421	.609	1.030	133	1	0	0	1
2008	2 Teams	Minors	.341	104	387	94	132	19	3	37	100	58	88	24	8	.430	.693	1.123	454	5	0	4	10
2009	OKC	AAA	.000	3	10	0	0	0	0	0	0	1	5	1	0	.091	.000	.091	11	0	0	0	0
2009	TEX	MLB	.260	128	462	75	120	21	1	33	76	49	118	20	4	.332	.524	.856	515	2	0	2	9
2010	FRI	AA	.364	3	11	1	4	1	0	0	1	1	0	1	0	.385	.455	.840	13	0	0	1	2
2010	OKC	AAA	.211	5	19	1	4	1	0	0	4	2	5	0	0	.273	.263	.536	22	0	0	1	3
2010	TEX	MLB	.318	108	399	60	127	31	3	22	78	38	81	17	4	.374	.576	.950	445	1	1	6	12
2010	2 Teams	Minors	.267	8	30	2	8	2	0	0	5	3	5	1	0	.314	.333	.647	35	0	0	2	5
2011	FRI	AA	.182	3	11	1	2	1	0	0	1	1	0	0	0	.250	.273	.523	12	0	0	0	1
2011	RR	AAA	.455	3	11	3	5	0	0	3	4	2	1	0	0	.538	1.273	1.811	13	0	0	0	0
2011	TEX	MLB	.263	124	475	64	125	28	1	29	87	33	116	9	5	.312	.509	.821	513	2	0	3	8
2011	2 Teams	Minors	.318	6	22	4	7	1	0	3	5	3	1	0	0	.400	.773	1.173	25	0	0	0	1
2012	TEX	MLB	.260	159	585	86	152	45	0	24	90	48	140	8	4	.319	.460	.779	642	5	0	4	7
2013	TEX	MLB	.266	109	413	49	110	18	0	27	76	35	109	5	1	.327	.506	.833	456	4	0	4	14
2014	BAL	MLB	.271	159	613	87	166	32	2	40	108	55	140	4	5	.333	.525	.858	678	5	0	5	17
2015	SEA	MLB	.302	152	590	90	178	22	1	44	93	59	164	3	2	.369	.566	.935	655	5	0	1	6
2016	SEA	MLB	.287	155	589	96	169	27	1	43	105	62	159	2	0	.360	.555	.915	667	9	0	7	15
2017	SEA	MLB	.288	155	556	91	160	28	0	39	119	70	140	1	1	.375	.549	.924	645	12	0	7	15
2018	SEA	MLB	.256	144	519	70	133	18	1	37	97	55	122	1	0	.342	.509	.851	591	14	0	3	15
2019	FTM	A(Adv)	.286	2	7	0	2	0	0	0	0	3	0	0	0	.286	.286	.572	7	0	0	0	0
2019	MIN	MLB	.311	120	454	81	141	26	0	41	108	56	131	0	1	.392	.639	1.031	521	7	0	3	14
2020	MIN	MLB	.303	53	185	33	56	6	0	16	33	25	58	0	0	.397	.595	.992	214	4	0	0	8
2021	MIN	MLB	.294	85	296	44	87	13	1	19	50	35	63	3	0	.370	.537	.907	346	5	0	7	10
2021	TB	MLB	.226	55	217	35	49	8	0	13	36	16	63	0	0	.283	.442	.725	238	2	0	2	4
2021	2 Teams	MLB	.265	140	513	79	136	21	1	32	86	51	126	3	0	.334	.497	.831	584	7	0	9	14
2022	WSH	MLB	.234	124	448	50	105	16	0	10	64	49	119	4	0	.313	.337	.650	507	4	0	3	16
Career		MLB	.274	2006	7358	1081	2018	367	14	459	1302	732	1870	83	32	.344	.515	.859	8244	84	2	59	177
Career		Minors	.297	740	2753	486	818	170	11	155	534	282	733	107	39	.369	.536	.905	3108	43	6	23	52

# NELSON CRUZ

## WILD CARD

Season	Team	League	AVG	G	AB	R	H	2B	3B	HR	RBI	BB	SO	SB	CS	OBP	SLG	OPS	PA	HBP	SAC	SF	GIDP
2012	TEX	MLB	.500	1	4	0	2	0	0	0	0	0	0	0	0	.500	.500	1.000	4	0	0	0	0
2020	MIN	MLB	.333	2	6	0	2	2	0	0	2	2	1	0	0	.500	.667	1.167	8	0	0	0	0
Career		MLB	.400	3	10	0	4	2	0	0	2	2	1	0	0	.500	.600	1.100	12	0	0	0	0

## DIVISION SERIES

Season	Team	League	AVG	G	AB	R	H	2B	3B	HR	RBI	BB	SO	SB	CS	OBP	SLG	OPS	PA	HBP	SAC	SF	GIDP
2010	TEX	MLB	.400	5	20	5	8	2	0	3	3	0	6	1	0	.400	.950	1.350	20	0	0	0	1
2011	TEX	MLB	.067	4	15	1	1	0	0	0	0	0	5	0	0	.067	.067	.134	15	0	0	0	1
2014	BAL	MLB	.500	3	12	4	6	0	0	2	5	0	3	0	0	.500	1.000	1.500	12	0	0	0	0
2019	MIN	MLB	.200	3	10	2	2	0	0	1	1	4	3	0	0	.429	.500	.929	14	0	0	0	1
2021	TB	MLB	.176	4	17	2	3	0	0	1	1	1	5	0	0	.222	.353	.575	18	0	0	0	0
Career		MLB	.270	19	74	14	20	2	0	7	10	5	22	1	0	.316	.581	.897	79	0	0	0	3

## LEAGUE CHAMPIONSHIP SERIES

Season	Team	League	AVG	G	AB	R	H	2B	3B	HR	RBI	BB	SO	SB	CS	OBP	SLG	OPS	PA	HBP	SAC	SF	GIDP
2010	TEX	MLB	.350	6	20	6	7	3	0	2	5	3	6	0	0	.435	.800	1.235	23	0	0	0	0
2011	TEX	MLB	.364	6	22	7	8	2	0	6	13	2	4	0	1	.440	1.273	1.713	25	1	0	0	1
2014	BAL	MLB	.250	4	16	1	4	1	0	0	2	2	2	0	0	.333	.313	.646	18	0	0	0	1
Career		MLB	.328	16	58	14	19	6	0	8	20	7	12	0	1	.409	.845	1.254	66	1	0	0	2

## WORLD SERIES

Season	Team	League	AVG	G	AB	R	H	2B	3B	HR	RBI	BB	SO	SB	CS	OBP	SLG	OPS	PA	HBP	SAC	SF	GIDP
2010	TEX	MLB	.200	5	20	2	4	2	0	1	3	0	5	0	0	.200	.450	.650	20	0	0	0	0
2011	TEX	MLB	.200	7	25	5	5	0	0	2	3	5	5	0	0	.333	.440	.773	30	0	0	0	0
Career		TEX	.200	12	45	7	9	2	0	3	6	5	10	0	0	.280	.444	.724	50	0	0	0	0

## POSTSEASON (COMBINED)

Season	Team	League	AVG	G	AB	R	H	2B	3B	HR	RBI	BB	SO	SB	CS	OBP	SLG	OPS	PA	HBP	SAC	SF	GIDP
2010	TEX	MLB	.317	16	60	13	19	7	0	6	11	3	17	1	0	.349	.733	1.082	63	0	0	0	1
2011	TEX	MLB	.226	17	62	13	14	2	0	8	16	7	14	0	1	.314	.645	.959	70	1	0	0	2
2012	TEX	MLB	.500	1	4	0	2	0	0	0	0	0	0	0	0	.500	.500	1.000	4	0	0	0	0
2014	BAL	MLB	.357	7	28	5	10	1	0	2	7	2	5	0	0	.400	.607	1.007	30	0	0	0	1
2019	MIN	MLB	.200	3	10	2	2	0	0	1	1	4	3	0	0	.429	.500	.929	14	0	0	0	1
2020	MIN	MLB	.333	2	6	0	2	2	0	0	2	2	1	0	0	.500	.667	1.167	8	0	0	0	0
2021	TB	MLB	.176	4	17	2	3	0	0	1	1	1	5	0	0	.222	.353	.575	18	0	0	0	0
Career		MLB	.278	50	187	35	52	12	0	18	38	19	45	1	1	.348	.631	.979	207	1	0	0	5

## ALL-STAR

Season	Team	League	AVG	G	AB	R	H	2B	3B	HR	RBI	BB	SO	SB	CS	OBP	SLG	OPS	PA	HBP	SAC	SF	GIDP
2013	AL	MLB	.000	1	1	0	0	0	0	0	0	1	0	0	0	.500	.000	.500	2	0	0	0	0
2014	AL	MLB	.000	1	2	0	0	0	0	0	0	0	1	0	0	.000	.000	.000	2	0	0	0	0
2015	AL	MLB	.000	1	2	0	0	0	0	0	0	0	1	0	0	.000	.000	.000	2	0	0	0	0
2017	AL	MLB	.000	1	2	0	0	0	0	0	0	0	1	0	0	.000	.000	.000	2	0	0	0	0
2018	AL	MLB	.000	1	0	0	0	0	0	0	0	1	0	0	0	1.000	.000	1.000	1	0	0	0	0
2021	AL	MLB	.000	1	1	0	0	0	0	0	0	0	0	0	0	.000	.000	.000	1	0	0	0	0
Career		AL	.000	6	8	0	0	0	0	0	0	2	3	0	0	.200	.000	.200	10	0	0	0	0

# NELSON CRUZ



## CAREER TRANSACTIONS

OPTIONS USED: 3/3

1998	Signed by NYM as an international free agent, February 17
2000	Acquired by OAK from NYM in exchange for INF Jorge Velandia, August 30
2004	Acquired by MIL along with RHP Justin Lehr from OAK in exchange for INF Keith Ginter, December 16
2006	Acquired by TEX with 1B Carlos Lee from MIL in exchange for OF Laynce Nix, OF Kevin Mench, RHP Francisco Cordero and LHP Julian Cordero, July 28
2014	Signed by BAL as a Major League free agent, February 24
	Signed by SEA as a Major League free agent, December 4
2019	Signed by MIN as a Major League free agent, January 2
2021	Acquired by TB with RHP Calvin Faucher from MIN in exchange for RHP Drew Strotman and RHP Joe Ryan, July 22
2022	Signed by WSH as a Major League free agent, March 18
2023	Signed by SD as a Major League free agent, January 23



# DAVID DAHL



Height: 6-1 Bats: L  
Weight: 196 Throws: R

@ddahl21

ddahl21

# 27

OF

Full Name	David Martin Dahl
Date of Birth	April 1, 1994 in Birmingham, Alabama
Current Residence	Scottsdale, Arizona
2023 Opening Day Age	28
MLB Service Time	4.116
MLB Debut	July 25, 2016 @ BAL (with COL)
How Obtained	Signed as a minor league free agent on December 2, 2022
Contract Status	Signed through 2023

## QUICK HITS

**1ST AT GLOBE LIFE** Recorded the first hit in the history of Globe Life Field (Texas) with a single off Lance Lynn in the third inning on July 24, 2020.

**GONE STREAKIN'** Began his Major League career in 2016 with the Rockies on a 17-game hitting streak, tying the MLB record for the longest streak to begin a career. Batted .358 (24-for-67) during the streak.

**LOOK TO THE FUTURE** Played in the 2016 Futures Game at Petco Park in San Diego, starting in center field for Team USA.

**POSTSEASON EXPERIENCE** Played in 3 Postseason games for the Rockies in 2018 in the Wild Card Game @ CHC and the NLDS vs. MIL, going 0-for-11.

## 2022 SEASON

- Split the campaign between Nashville (Brewers' AAA) and Rochester (Nationals' AAA), playing in a combined 85 games and hitting .279 (89-for-319) with a .345 OBP, .442 SLG, and .787 OPS.
- Received a Spring Training invitation by MIL and was reassigned to minor league camp on April 28.
- Played in 67 games for Nashville through July 10, batting .294 (74-for-252) with 15 doubles, 1 triple, 9 home runs, and 41 RBI until he was granted his unconditional release on July 11.
- Signed a minor league contract with WSH 11 days later on July 22, and he went on to play 18 games with Rochester and slashed .224/.304/.343 to finish the season.
- Was released by the Nationals on August 15 and signed with San Diego as a minor league free agent on December 5 with an invitation to ML Spring Training.

## 2021

- Made the Texas Rangers' Opening Day roster and batted .210 (43-for-205) in 63 games for the big league club with a .247 OBP, .322 SLG and .569 OPS...hit 4 HR and logged 18 RBI.
- Made 54 starts with the Rangers: left field (26), designated hitter (16), right field (11), and center field (1).

## ACCOLADES

National League All-Star (2019, COL)

NL Player of the Week (Sept. 30, 2018 - COL)

Baseball America Major League All-Rookie Team (2016, COL)

- Had a season-best 7-game hitting streak from May 2-11.
- Landed on the 10-day IL on May 26 with a left rib cage contusion, and went on a rehab assignment to Triple-A Round Rock and Double-A Frisco...was reinstated on July 1st after missing 30 games.
- Was designated for assignment on August 2 and released by the Rangers on August 6.

## 2020

- Was limited to just 24 games in final season with the Colorado Rockies due to back and shoulder injuries.
- Made starts in CF (17), LF (3), DH (2), and RF (1).
- Was placed on the 10-day IL (retro: to August 18) with lower back soreness...activated from the IL on Sept. 9 but placed on the 60-day IL on Sept. 24 with a right shoulder strain.
- His .183 AVG, .222 OBP, .247 SLG, and .470 OPS were all career lows...had a .980 fielding percentage (1 error in 51 total chances).

## 2019

- Named to his first-career All-Star team and appeared in a career-high 100 games, batting .302 with 15 HR and 61 RBI.
- Entered the All-Star Game in the game in the 5th inning in CLE and replacing Ronald Acuna Jr. in center field...singled in his 1 at bat, an eighth inning hit off LHP Brad Hand.
- In the 1st half, hit .308 (93-for-302) with 55 runs scored, 23 doubles, 4 triples, 12 homers, and 51 RBI.
- Saw 2 stints on the IL (April 9-18 with an abdominal strain) and August 3 through the end of the season with a high right ankle sprain suffered on an attempted diving catch in CF.
- Hit .319 (37-for-116) off left-handers, the 2nd-highest clip in MLB by a left-handed hitter against LHP (highest in the NL).

# DAVID DAHL



## 2018

- Started 59 games for COL in LF (31), RF (23), and CF (5)... opened at Albuquerque (AAA) before being recalled on April 22.
- Sustained a broken right foot on foul ball on May 30 vs. SF and was activated and optioned to Albuquerque on July 27.
- Promoted on Aug. 5 and batted .272 with 12 HR and 35 RBI in 45 games the rest of the year.
- Hit his 1st career grand slam on September 10 vs. ARI.
- Became 4th player in COL history to homer in as many as 5 straight games, Sept. 24-28.
- Was selected as N.L. player of the week for Sept. 24-30 with .333 AVG and 6 HR

**POSTSEASON:** Went 0-for-11 in 3 Postseason games.

## 2017

- Missed majority of season after sustaining a stress reaction in his ribcage in spring training.
- Opened season on the Rockies' DL and was activated and optioned to Albuquerque on July 19...appeared in just 17 games before being sidelined for the year on July 31.

## 2016

- Had his contract purchased by COL on July 25 and went on to start 52 games (46 in left field; five in center and one in right) in first Major League action.
- His .315 batting average was 8th highest in the NL among players with 225+ plate appearances and tied club rookie record (Todd Helton-1988).
- Started in LF in ML debut on July 25 @ BAL and singled off Yovani Gallardo in the 7th for 1st big league hit.
- Recorded a hit in each of his 1st 17 career games, tying MLB record for longest hitting streak to begin a career with CIN's Chuck Aleno in 1941.
- Connected for 1st HR, July 27 @ BAL (Dylan Bundy).
- Opened season at Hartford (AA) and was an Eastern League All-Star...started in CF for Team USA in the All-Star Futures Game in SD, going 0-for-2.
- Was promoted to Albuquerque on July 4 and batted .484 with 5 HR and 16 RBI in 16 games to earn promotion to the Rockies.
- Selected to both *Baseball America's* Major League All-Rookie Team and overall Minor League All-Star Team...also earned MiLB.com Organization All-Star honors for the 4th time (2012, '14-15).

# DAVID DAHL



## 2012-15

- Was limited to just 73 games in **2015** at New Britain (AA) after suffering a lacerated spleen in on-field collision on May 28... played in 6 rehab games at Boise (short-season A) before being activated on July 17.
- In **2014**, combined to hit .299 with 14 HR, 55 RBI, and 21 SB in 119 games between Single-A Asheville and Single-A Modesto...batted .309 in 90 games at Asheville and was selected to *Baseball America's* Low-A All-Star Team and as a South Atlantic League Mid and Post-Season All-Star... was ranked the 22nd overall prospect and top prospect in COL organization by *Baseball America* after the season.
- Appeared in just 10 games at Asheville in **2013** before missing the remainder of the season with a hamstring injury.
- Was selected as the Pioneer League Player of the Year in 1st pro season in **2012** at Grand Junction (rookie)...led the league in AVG (.379), SLG (.625), and OPS (1.048)...was named to the Topps Short Season/Rookie All-Star Team, and rated as COL's 2nd best prospect by *Baseball America* at season's end.

## PERSONAL

- He and his wife, Jacquelyn, have a daughter named Parker, and a golden retriever named Rookie.
- Son of Mike and Kelli...has a younger brother, Justin.
- Jacquelyn is the founder and CEO of 1UP Sports Marketing, which represents a number of professional athletes, including the NFL's Danny Amendola, Bradley Chubb, Julian Edelman and Patrick Mahomes.
- Committed to play baseball at Auburn University prior to being drafted by Colorado
- Won a gold medal in the Pan American Games as a member of Team USA when he was a senior in high school at Oak Mountain (AL) High School, where he was teammates with Joey Gallo...he started on the varsity at shortstop as a freshman.
- David was able to dunk a basketball when he was in eighth grade.

## CAREER TRANSACTIONS

OPTIONS USED: 2/3

2012	Signed by COL as a 1st-round selection (10th overall) in the First-Year Player Draft, June 12
2020	Signed by TEX as a Major League free agent, December 15
2021	Signed by MIL as a minor league free agent, August 17
2022	Signed by WSH as a minor league free agent, July 22
	Signed by SD as a minor league free agent, December 2



# DAVID DAHL



## DAVID DAHL CAREER BATTING

Season	Team	League	AVG	G	AB	R	H	2B	3B	HR	RBI	BB	SO	SB	CS	OBP	SLG	OPS	PA	HBP	SAC	SF	GIDP
2012	GJ	ROK	.379	67	280	62	106	22	10	9	57	21	42	12	7	.423	.625	1.048	306	2	1	2	4
2013	ASH	A(Full)	.275	10	40	9	11	4	1	0	7	2	8	2	0	.310	.425	.735	42	0	0	0	0
2014	ASH	A(Full)	.309	90	392	69	121	33	6	10	41	23	65	18	5	.347	.500	.847	422	1	4	2	4
2014	MOD	A(Adv)	.267	29	120	14	32	8	2	4	14	5	27	3	0	.296	.467	.763	125	0	0	0	0
2014	2 Teams	Minors	.299	119	512	83	153	41	8	14	55	28	92	21	5	.335	.492	.827	547	1	4	2	4
2015	BOI	A(Short)	.125	6	24	1	3	1	0	0	1	0	9	0	0	.125	.167	.292	24	0	0	0	0
2015	NBR	AA	.278	73	288	46	80	16	3	6	24	11	72	22	7	.304	.417	.721	302	0	3	0	1
2015	2 Teams	Minors	.266	79	312	47	83	17	3	6	25	11	81	22	7	.291	.397	.688	326	0	3	0	1
2016	HFD	AA	.278	76	288	53	80	21	2	13	45	39	85	16	5	.327	.500	.867	332	2	2	1	1
2016	ABQ	AAA	.484	16	62	17	30	6	2	5	16	6	11	1	2	.529	.887	1.416	68	0	0	0	1
2016	COL	MLB	.315	63	222	42	70	12	4	7	24	15	59	5	0	.359	.500	.859	237	0	0	0	3
2016	2 Teams	Minors	.314	92	350	70	110	27	4	18	61	45	96	17	7	.394	.569	.963	400	2	2	1	2
2017	LAN	A(Adv)	.429	2	7	2	3	0	0	1	2	1	1	0	0	.500	.857	1.357	8	0	0	0	0
2017	ABQ	AAA	.243	17	70	12	17	2	2	2	14	3	17	1	1	.274	.414	.688	74	0	1	0	1
2017	2 Teams	Minors	.260	19	77	14	20	2	2	3	16	4	18	1	1	.296	.455	.751	82	0	1	0	1
2018	ABQ	AAA	.286	19	77	7	22	7	0	2	9	1	19	1	0	.295	.455	.750	78	0	0	0	1
2018	COL	MLB	.273	77	249	31	68	11	3	16	48	19	68	5	3	.325	.534	.859	271	1	0	2	4
2019	COL	MLB	.302	100	374	67	113	28	5	15	61	28	110	4	4	.353	.524	.877	413	4	2	5	3
2020	COL	MLB	.183	24	93	9	17	2	2	0	9	4	28	1	0	.222	.247	.469	99	1	0	1	0
2021	FRI	AA	.522	6	23	7	12	0	0	1	7	2	3	1	0	.560	.652	1.212	25	0	0	0	1
2021	RR	AAA	.182	3	11	1	2	1	1	0	2	0	3	0	0	.182	.455	.637	11	0	0	0	0
2021	NAS	AAA	.327	31	110	18	36	12	1	3	15	8	17	0	0	.375	.536	.911	120	1	0	1	2
2021	TEX	MLB	.210	63	205	19	43	11	0	4	18	10	59	2	1	.247	.322	.569	220	1	1	3	3
2021	3 Teams	Minors	.347	40	144	26	50	13	2	4	24	10	23	1	0	.391	.549	.940	156	1	0	1	3
2021	2 Teams	AAA	.314	34	121	19	38	13	2	3	17	8	20	0	0	.359	.529	.888	131	1	0	1	2
2022	NAS	AAA	.294	67	252	44	74	15	1	9	41	26	62	3	0	.357	.468	.825	280	0	0	2	4
2022	ROC	AAA	.224	18	67	10	15	5	0	1	10	8	22	1	0	.304	.343	.647	79	1	0	3	1
2022	2 Teams	Minors	.279	85	319	54	89	20	1	10	51	34	84	4	0	.345	.442	.787	359	1	0	5	5
2022	2 Teams	AAA	.279	85	319	54	89	20	1	10	51	34	84	4	0	.345	.442	.787	359	1	0	5	5
Career		MLB	.272	327	1143	168	311	64	14	42	160	76	324	17	8	.319	.463	.782	1240	7	3	11	13
Career		Minors	.305	530	2111	372	644	153	31	66	305	156	463	81	27	.353	.501	.854	2296	7	11	11	21

## WILD CARD

Season	Team	League	AVG	G	AB	R	H	2B	3B	HR	RBI	BB	SO	SB	CS	OBP	SLG	OPS	PA	HBP	SAC	SF	GIDP
2018	COL	MLB	.000	1	6	0	0	0	0	0	0	0	1	0	0	.000	.000	.000	6	0	0	0	0

## DIVISION SERIES

Season	Team	League	AVG	G	AB	R	H	2B	3B	HR	RBI	BB	SO	SB	CS	OBP	SLG	OPS	PA	HBP	SAC	SF	GIDP
2018	COL	MLB	.000	2	5	0	0	0	0	0	0	0	2	0	0	.000	.000	.000	5	0	0	0	0

## POSTSEASON (COMBINED)

Season	Team	League	AVG	G	AB	R	H	2B	3B	HR	RBI	BB	SO	SB	CS	OBP	SLG	OPS	PA	HBP	SAC	SF	GIDP
2018	COL	MLB	.000	3	11	0	0	0	0	0	0	0	3	0	0	.000	.000	.000	11	0	0	0	0

## ALL-STAR

Season	Team	League	AVG	G	AB	R	H	2B	3B	HR	RBI	BB	SO	SB	CS	OBP	SLG	OPS	PA	HBP	SAC	SF	GIDP
2019	NL	MLB	1.000	1	1	1	1	0	0	0	0	0	0	0	0	1.000	1.000	2.000	1	0	0	0	0



# YU DARVISH

Height: 6-5 Bats: R  
Weight: 221 Throws: R

@faridyu  
darvishsefat11

11  
RHP

Full Name	Sefat Farid Yu Darvish
Date of Birth	August 16, 1986 in Osaka, Japan
Current Residence	Kobe City, Japan
2023 Opening Day Age	36
MLB Service Time	11.000
MLB Debut	April 9, 2012 vs. SEA (with TEX)
How Obtained	Acquired from CHC along with Victor Caratini in a 7-player trade on December 29, 2020
Contract Status	Signed through 2023

## QUICK HITS

**WE WANT YU!** On February 29, 2023, the Padres signed Darvish to a new six-year contract through the 2028 season. Said Darvish through interpreter Shingo Horie, "He still doesn't believe if this is true or not; if it's a prank."

**THE DARVISH DECADE** Since his rookie 2012 season through 2022, Darvish ranked in the top 10 in a multitude of categories among all hurlers who have tossed at least 1,400 innings, including: total baserunners allowed (1,740, 1st), SO/9 IP ratio (10.81, 3rd), H/9 IP (7.23, 3rd), opponents' AVG (.217, 3rd), XBH allowed (448, 3rd), BABIP (.282, 4th), and pitches thrown per game (99.4, 6th).

**WHIP MASTER** His 0.950 WHIP in 2022 was the lowest single-season WHIP in franchise history among all pitchers to have made at least 30 starts. Only 1 other pitcher had a sub-1.00 WHIP across 30-or-more starts in a single season (Randy Jones' 0.992 WHIP in '76)

**JUST THE TWO OF US** On Sept. 2, 2022 @ LAD, he surpassed the 3,000 strikeout mark in his 17 professional seasons between Japan (2005-11, 1,250 SO) and Major League Baseball (2012-22, 1,788 SO). Only one other pitcher has 3,000 strikeouts with at least 1,000 in each league: Hideo Nomo, currently an advisor for the Padres.

**YU VOTE FOR ME** Finished 2nd behind Trevor Bauer in the 2020 NL Cy Young race. He's received votes for the accolade 4 times in his career (also: 2nd in '13, 8th in '22 and 9th in '12).

**JAPANESE FRIARS** Is the 5th Japanese-born player in Padres history, joining Akinori Otsuka, Dave Roberts, Tadahito Iguchi and Kazuhisa Makita.

**WHERE IT ALL BEGAN** Had a seven-year career with the Hokkaido Nippon-Ham Fighters of the Japanese Pacific League in Nippon Professional Baseball (NPB) from 2005-11. Was a two-time Pacific League Most Valuable Player (2007, '09) and 1 of 10 pitchers in the history of Japanese professional baseball to win multiple MVP awards in a career.

**INTERNATIONAL SPOTLIGHT** Pitched for World Medal-winning Japan teams in the 2009 World Baseball Classic and the 2007 Asian Baseball Championship. Also appeared for Japan in the 2008 Beijing Olympics.

## ACCOLADES

5x All-Star (2012-14, '17 w/ TEX & 2021 w/ SD)

All-MLB First Team (2020, CHC)

2x National League Pitcher of the Month (September 2022 w/SD & July-August 2020 w/ CHC)

Cy Young Voting (2nd in 2020 & '13, 9th in '12)

American League Rookie of the Month (April, TEX)

Baseball America Major League All-Rookie Team (2012, TEX)



## 2022 SEASON

- Reached the 30-start plateau for the 5th time in his career and his 2nd in as many seasons as a Padre...his 16 winning decisions matched his career high from his rookie 2012 season with TEX...he became 1 of 11 Padres and it's the 12th time an SD hurler posted 16+ winning decisions in a single campaign (Randy Jones had 20 wins in 1975 and a franchise-best 22 wins in '76).
- Threw at least 6.0 IP in 28 of his 30 outings, the most such outings in the NL and tied with NYY's Gerrit Cole for most

# YU DARVISH



in the Majors...his 14 7.0+ IP outings tied with Shane Bieber for 3rd-most in MLB, behind only Sandy Alcantara (22) and Aaron Nola (15).

- He led the NL with 25 quality starts, which tied TOR's Alex Manoah for 2nd-most in the Majors, behind only HOU's Framber Valdez's 26...the Padres staff finished the season with an NL-leading 84 quality starts, 10 behind HOU's 94 for most in the Majors...it was 9 more quality outings than the next-closest NL team (PHI's 75).
- Darvish's 0.950 WHIP was the lowest single-season WHIP in franchise history among all pitchers to have made at least 30 starts...only 1 other pitcher had a sub-1.00 WHIP across 30-or-more starts in a single season (Randy Jones' 0.992 WHIP in '76).
- Among all pitchers who have thrown at least 350.0 regular season innings in SD history, his 1.02 WHIP ranks 1st (361.0 IP), ahead of Trevor Hoffman (2nd, 1.04 WHIP in 952.1 IP) and rotation-mate Joe Musgrove (3rd, 1.08 in 362.1 IP).
- Among all hurlers who have made at least 30 regular season starts in Petco Park history, he ranks 1st in opponents' AVG (.201), and his 3.07 ERA at Petco ranks T-5th in the ballpark's history with Tim Stauffer, behind only Jake Peavy (2.75), Andrew Cashner (2.76), Joe Musgrove (2.84) and Chris Young (2.94).
- Posted a 7.21 SO/9 IP ratio through his 1st 13 starts from

April 7-June 20...in his 17 starts from June 26 on, he had a 10.50 SO/9 IP ratio...finished the regular season with a career-low 9.11 SO/9 IP ratio...the only other season he had a sub-10.00 SO/9 IP ratio was in 2017 (9.72).

- He walked 2-or-fewer in 27 of his 30 outings, and his 4.8 BB% was a career best (besides his 4.7 BB% in the shortened 2020 season) and ranked in the 90th percentile.
- After not reaching the 100+ pitch mark in any of his first 7 starts, he's tossed 100+ in 16 of his final 23 starts from May 19 on...overall, he averaged 99.0 pitches per game, ranking 4th in the Majors among qualifying pitchers, behind only Sandy Alcantara (101.5), Corbin Burnes (99.2) and Gerrit Cole (99.2).
- Yu has been active or on the DL/IL on Opening Day every season since he came into the majors in 2012 - active in 2012-13 & '17-22, and injured in 2014-16.
- Made his 3rd career Opening Day start and 2nd in a row on April 7 vs. ARI...he became the 5th starting pitcher in the modern era to go at least 5.0 innings and not allow a hit in his team's 1st game of the season...the others: Bob Feller in 1940 (9.0 IP), Charlie Hough in 1985 (6.0), Nolan Ryan in 1990 (5.0), and Kevin Appier in 1995 (6.2).
- After Sean Manaea's hitless 7.0 innings the following night, the duo became the first pair of starting pitchers since 1893 (1st year of current mound distance) to not allow a

# YU DARVISH



hit in back-to-back starts to begin a season, and the 13.0 consecutive hitless IP was the longest hitless streak by any staff to start a season...the 13.0 consecutive hitless innings also tied the Padres franchise record at any point during a season by starting pitchers (also: April 7-10, 2021)

- In his 2nd start of the season on April 12 @ SF, he allowed 9 ER (2nd-most in his career) in the shortest outing of his career (1.2 IP)...remove that outing, and Darvish posted a 2.70 ERA (58 ER, 193.0 IP) across his other 29 starts in '22.
- With his 4th strikeout in his 3rd start of the campaign on April 17 vs. ATL, he recorded the 1,600th strikeout of his MLB career...with just 1032.1 IP, he became the fastest pitcher to 1,600 K's by innings pitched...no other pitcher ever reached the milestone in fewer than 1350.0 IP.
- On June 13 at CHC, reached the 8.0 inning plateau for the 1st time as a Padre and earned the win in SD's 4-1 victory...the Cubs were 1 of just 3 teams Darvish had yet to beat as a big leaguer, leaving the Orioles (0-1 in 1 start) and Rangers (0-0 in 1 start) as the only 2 teams left on his list.
- Darvish tossed 7.0 innings in 4 consecutive outings from July 9-27 as part of his 6 consecutive quality starts from July 9-Aug. 7...he also tossed 7.0+ IP in 4 consecutive outings from June 1-20, and the 6 quality consecutive quality starts was the 5th-longest streak of his career.
- He was 1 of 32 NL pitchers to make 13+ 2nd half starts... among the group, he ranked 2nd in BB/9 (1.56), T-3rd in WHIP (0.90), 4th in opponents' AVG (.199) and base runners allowed per 9 (8.44), 5th in H/9 (6.57), 7th in strikeouts (97) and T-7th in ERA (2.71).
- He was tagged with the losing decision in 3 consecutive outings for the 6th time in his career from Aug 7-18...he's been saddled with the loss in 4 straight once, which came from Aug 30-Sept 14, 2013 (w/ TEX).
- He was placed on the paternity leave list on August 23 before being reinstated on August 26...finished the regular season campaign with winning decisions in 6 of his final 7 outings, including 6 in a row from Aug. 27-Sept. 24...it was 1 win shy of his career-best 7 straight winning decisions from July 31-Sept. 4, 2020 (w/CHC).
- Earned his second career NL Pitcher of the Month Award in September (also: July/August 2020) and he became the first Padres pitcher to earn monthly honors since Jake Peavy in September of his 2007 NL Cy Young Award-winning season...across his 6 September starts, he compiled a 5-1 record with a 1.85 ERA...he recorded 44 strikeouts against 8 walks with 23 hits allowed in 39.0 innings pitched.
- On Sept. 2 @ LAD, he surpassed the 3,000 strikeout mark in his 17 professional seasons between Japan (2005-11, 1,250

# YU DARVISH



SO) and Major League Baseball (2012-22, 1788 SO)...only one other pitcher has 3,000 strikeouts with at least 1,000 in each league: Hideo Nomo, currently an advisor for the Padres.

- In that Sept 2 outing @ LAD, he posted his 8th career outing of at least 7.0-shutout innings while allowing 2 hits-or-fewer, and it was his 3rd such outing this season (also: June 7 vs. NYM and Sept 13 @ SEA).
- Posted his 4th career outing of 8.0+ shutout-innings with 2 hits allowed-or-fewer on Tues, Sept 13 @ SEA...it was his 1st such outing since May 9, 2014 vs. BOS with TEX...his only other outing with at least 8.0 shutout-IP with 2 hits-or-fewer with 0 walks was on April 2, 2013 @ HOU with TEX.
- Earned his 1st-career NL Player of the Week award on Monday, Sept 19...it was the 2nd weekly award winner by a Padre in 2022 (also: Manny Machado on August 15)...in his 2 starts that week, he combined for 14.0 scoreless IP, allowing 3 hits and 1 BB with 15 SO.
- Posted a season-high 16.0 consecutive scoreless innings across parts of 3 starts from Sept. 7-18, tied for the 2nd-longest streak of his career (3x; 1 in April 2014 and the other in Aug-Sept, 2020)...those streaks trail only his 18.0 straight scoreless innings in April 2013.
- His 6.0 scoreless innings in his Sept 18 start @ ARI contributed to the Friars' 31.2 scoreless innings by SD starters from Sept 16-22...it was the longest scoreless streak by a starting staff in the Majors this season, and it was 1.2 IP shy of the club record (33.1 IP from July 28-Aug 1, 1984).
- The Padres allowed just 1 run in 4 games from Sept 17-21, the 1st club to allow no more than 1 run over a 4-game span while striking out 40+ batters in MLB history.
- In his 13 starts at home, Darvish's .188 home opp. AVG was T-5th lowest among all qualifying NL starters, while his 2.60 home ERA was the 8th-lowest in the NL...in 17 starts on the road, he had a .222 opp. AVG and a 3.50 ERA.
- He was 1 of just 8 NL pitchers to throw at least 180.0 IP this year...among the group, Darvish's 197 baserunners allowed and his 45 XBH allowed were the fewest in the NL...his 37 walks were 2nd-fewest, behind only Aaron Nola's 29.
- Per Statcast, his most used pitched was his cutter (35.7%)...he threw the 3rd-most cutters in the Majors (1,048), trailing only Corbin Burnes (1,818) and Cal Quantrill (1,053)...the 2,755 rpm spin rate on his cutter was 3rd-highest in the Majors among all ML cutters, behind Jose Leclerc's (2,784 rpm) and Sonny Gray's (2,771 rpm).
- While his 25.0 K% in the 66th percentile were both career lows, his 4.8 BB% in the 91st percentile were career-best marks (excluding the shortened 2020 season).
- He had reverse splits in '22, limiting LHH to a .185 AVG while RHH batted .233...the .185 AVG to LHH was the 4th-lowest single season opponent clips to lefties (min. 400 batters faced) since 2015, trailing only CHC's Jake Arrieta in '15 (.159) and HOU's Justin Verlander (.163) and Gerrit Cole (.175) in '19.
- In the 1st 2 innings of his outings this season, he posted a

4.56 ERA (30 ER, 59.2 IP)...from innings 3-7, he posted a 2.27 ERA (33 ER, 131.0 IP)...he worked into the 8th 4 times (4.91 ERA) and into the 9th once (54.00)

- Including the Postseason, Darvish posted 7 quality outings in his 11 career starts vs. the Dodgers from 2019-22...among all active pitchers who have made at least 10 career starts vs. LAD entering 2023, his .181 opp. AVG ranks 1st and his 2.69 ERA (20 ER, 67.0 IP) ranks 6th.

**POSTSEASON:** Made his first Postseason action since 2020, posting 3 quality outings in his 4 starts, going a combined 2-1 with a 2.88 ERA (8 ER, 25.0 IP) and a .217 opp. AVG.

- Tossed a Postseason career high 7.0 IP in both Game 1 of the Wild Card Series on Oct 7 vs. the Mets and Game 1 of the NLCS on October 18...he's 1 of 5 pitchers to throw 7.0 innings-or-more in a Postseason game, and it's now happened 8 times overall, joining Joe Musgrove (Game 3 of the Wild Card Series on Oct 9 at NYM), Andy Ashby (Oct. 7, 1998 vs. ATL), Kevin Brown (3x, including a CG shutout on Oct. 8, 1998 vs. ATL) and Ed Whitson (Oct. 4, 1984 vs. CHC.).
- His Postseason career-high 101 pitches thrown in Game 1 of the Wild Card Series vs. NYM was also 1 of 9 100+ pitch outings in Padres Postseason history...Kevin Brown threw 100+ pitches 5 times in '98...Chris Young did so once in 2006, and Musgrove threw 101 pitches to close out the Dodgers in Game 4 of the NLDS and in Game 3 of the NLCS vs. PHI.
- All 8 of his ER came on home runs, including 7 solo shots across his first 3 starts and then a 2-run HR off the bat of Rhys Hoskins in Game 5 of the NLCS on Oct. 23.
- Darvish's 5.0 IP in Game 2 of the NLDS at LAD snapped a streak of 24 consecutive starts of 6.0 IP from May 19 @ PHI to Oct. 7 @ NYM.

## 2021

- Reached the 30-start plateau for the 4th time in his career and earned his 5th career All-Star selection, 1 of 5 Padres to represent SD but did not travel to Denver due to injury (left hip inflammation).
- Ranked 2nd on the staff behind Joe Musgrove in a multitude of categories, including starts (30), innings pitched (166.1) and strikeouts (199).
- His 10.77 SO/9 IP was the highest in a single season in franchise history among all qualifying pitchers.
- His 4.65 SO/BB ratio was the 3rd-highest in franchise history, trailing only Kevin Brown in 1998 (5.24) and David Wells in 2004 (5.05)...his 1.09 WHIP was T-11th lowest full-season WHIP in franchise history.
- Beginning with his 2nd start on April 6 vs. SF, Darvish strung together 5 consecutive starts of at least 6.0 IP and 1 earned run-or-fewer from April 6-30, 1 of just 8 pitchers in 2021 to put together such a streak (also: Max Scherzer, Kyle Gibson, Jacob deGrom, Walker Buehler, Brandon Woodruff, Triston McKenzie and Kevin Gausman - Gausman had a 6-game streak)...it was the 2nd-longest such streak of his career,

# YU DARVISH

behind only his 7 consecutive starts of 1 earned-or-fewer across 6.0 IP+ in 2020 (July 31-Sept. 4).

- He had a 2.44 ERA through his first 16 starts...in his 14 starts after July 1, he posted a 6.65 ERA...the +4.21 ERA differential among all ML pitchers who threw at least 60.0 IP prior to July 1 and 60.0 IP from July 1 through the end of the season was 10th all-time, trailing only STL's Luis Arroyo in 1955 (+5.28), and the highest since KC's Jason Vargas in 2016... prior to Darvish and Vargas, the highest such ERA increase was DET's Jeff Weaver in 1999 (+4.44).
- Darvish went 0-4 with a 7.36 ERA in July, the highest ERA in a single calendar month in his entire career.
- He made 2 starts and went 2-0 during the Padres 9-0 perfect homestand from May 14-23, tossing a combined 14.0 innings of 1 run ball, striking out 15 and walking none... his 4 H/10 SO/0 BB performance on 5/17 vs. COL preceded Musgrove's 2 H/11 SO/0 BB outing 2 days later, marking the 1st series in SD history in which 2 starters threw 7.0 innings while allowing 4 hits-or-fewer with 0 BB and 10+ SO.
- Also, vs. COL on May 17, Darvish became the 2nd NL pitcher to throw 7.0+ shutout innings with 10+ SO on fewer than 85 pitches since pitches were first tracked in 1988...the other was ATL's Greg Maddux on Sept. 23, 2000 (also exactly 81 pitches).
- On June 21 vs. LAD, he earned his 7th win of the season and became the 1st Padre to strike out 7-or-more consecutive batters in a game since Jake Peavy on Aug. 27, 2007 vs. ARI (also 7 strikeouts)...it was his 197th career game (all starts), and he became the 1st player in ML history to reach 1,500 strikeouts in fewer than 200 games...he was also the fastest in terms of innings pitched (1,216.1), and was the 2nd-quickest to the 1,500 strikeout plateau by plate appearances (5,005), trailing only Jacob deGrom (4,978), who accomplished the feat in his final start of '21 (July 7 vs. MIL).
- Made his 200th career start in his 1st start following the All-Star break on July 8 vs. WSH, his 1,517 strikeouts through his 1st 200 starts were 4th-most all-time, trailing only Chris Sale (1,628), Pedro Martinez (1,600) and Nolan Ryan (1,574).
- His final winning decision came on Sept. 8 vs. LAA...it was his first winning decision since June 21 vs. LAD, snapping a streak of 10 consecutive starts between winning decisions (0-7, 6.84 ERA).
- Darvish's 13th and final quality start of the campaign came on Sept. 18 at STL in SD's 3-2 defeat, marking the 22nd time in his career he tossed 7.0+ shutout-innings, and just the 6th time he did not factor into a win.
- His 4.38 run support average was 8th-lowest in the majors and 7th-lowest in the NL among all qualifying pitchers...he received 0 runs of support in 5 of his 30 starts, 1-or-fewer 11 times and 2 or-fewer on 19 occasions.
- The 2,513 rpm spin rate on his fastball ranked in the 99th percentile, with opponents hitting .153 (18-118) off it with a 34.3% whiff rate.

## 2020

- In the shortened 2020 campaign, he finished 2nd behind Trevor Bauer in the NL Cy Young race, going 8-3 with a 2.01 ERA (17 ER/76.0 IP) in 12 starts, including 10 quality starts... he struck out 93 batters and walked just 14, good for a 6.64 SO/BB ratio.
- Among NL pitchers, he ranked 1st in wins, 2nd in ERA and SO/BB ratio, 3rd in IP, T-4th in SO and 4th in WHIP (0.96).
- Earned NL Pitcher of the Month honors for July-August, going 6-1 with a 1.47 ERA (7 ER/43.0 IP) in 7 starts, striking out 52 batters and walking just 8.
- Allowed 1 run-or-fewer in 8 of his 12 starts...tied for the ML lead with 10 quality starts.
- Earned the winning decision in a career-high 7-straight outings from July 31-Sept. 4, posting a 0.98 ERA (5 ER, 46.0 IP) during that time, as well as an opp. AVG of .186 (30-for-161), a strikeout rate of 11.35 per 9 IP (58 total SO), and 8 walks.
- Notched his 1,300th-career strikeout May 25 vs. MIL, becoming the fastest pitcher in ML history to reach the mark, both by batters faced (4,360) and IP (1,052.0).

**POSTSEASON:** Saddled with the loss in Game 2 of the Wild Card series vs. MIA, getting no runs of support across his 6.2 IP of 5-hit, 2-run ball in CHC's 2-0 defeat.

## 2019

- Went 6-8 with a 3.98 ERA (79 ER, 178.2 IP) in a team-high tying 31 starts in his 2nd season with CHC...in the 2nd half, posted a 2.76 ERA (25 ER, 81.2 IP) with 118 SO in 13 starts.
- Led all Cubs pitchers with 229 strikeouts (T-7th in the NL)... had 6 games with at least 10 SO, the most by a Cub since Mark Prior had 6 such games in 2005.
- Struck out a single-game franchise-record 8-straight batters, Sept. 17 vs. CIN.
- Did not allow a walk in a career-high 5 straight starts, July 30-August 21, the 1st Cubs starting pitcher to do so since Bill Faul, July 25-August 14, 1965 (also 5 straight starts).
- Walked 2-or-fewer batters in a career-high 18-straight starts from June 10 through season's end...led MLB with a 12.58 SO/BB ratio during that span (151 SO/12 BB)...prior to June 10, had a 1.77 SO/BB ratio (78 SO/44 BB), which was the 6th-worst mark in the majors during that span.
- Finished August 2-1 with a 3.45 ERA (12 ER/31.1 IP) in 5 starts, striking out 42 and walking just 1...became just the 4th pitcher in the last 126 seasons since 1893 to strike out 40-or-more and walk no more than 1 batter in a month.

## 2018

- Made 8 starts for CHC before his season ended due to injury, as he landed on the 10-day DL with right triceps tendinitis...went 1-3 with a 4.95 ERA (22 ER, 40.0 IP) in his 1st

# YU DARVISH



season with the Cubs, walking 21 and striking out 49.

- Underwent arthroscopic debridement surgery on his right elbow on September 12 (performed by Dr. Keith Meister).

## 2017

- Made 31 starts between TEX and LAD, his most games started since a career-high 32 games in 2013...went a combined 10-12 with a 3.86 ERA (80 ER, 186.2 IP) and 209 strikeouts, his 3rd season with at least 200 strikeouts.
- Acquired by LAD at the July 31 trade deadline in a 4-player trade with TEX...went 4-3 in 9 starts with LAD, posting a 3.44 ERA (19 ER, 49.2 IP) and struck out 61 against 13 BB.
- Notched his 1,000th-career strikeout on Sept. 8 vs. COL... became the fastest pitcher to reach the mark both in terms of games (128) and innings pitched (812.0 IP).
- In 22 starts with the Rangers, he went 6-9 with a 4.01 ERA (61 ER, 137.0 IP).

- Selected to the AL All-Star team for the 4th time, the most by a pitcher in Rangers history...was not eligible to pitch since he started TEX's game on the Sunday prior.

**POSTSEASON:** Went 2-2 with a 6.14 ERA (10 ER, 14.2 IP) in 4 Postseason starts...was a combined 2-0 with a 1.59 ERA (2 ER, 11.1 IP) in his 1st 2 Postseason outings, including collecting the win in NLCS Game 3 at Wrigley Field (6.1 IP, 6 H, 1 ER)...went on to allow 8 ER in 3.1 IP in 2 World Series starts.

## 2016

- Was limited to 17 starts due to a pair of DL stints as he returned from Tommy John surgery.
- Finished 7-5 with a 3.41 ERA (38 ER, 100.1 IP), posting a 1.12 WHIP and 132 SO...averaged 11.8 SO/9.
- Made his season debut May 28 and went 2-0 with a 2.87 ERA in his first 3 GS...left his start June 8 with right shoulder

# YU DARVISH

discomfort...returned July 16.

- Hit his first-career home run August 24 at Cincinnati.
- Among pitchers with at least 50.0 IP after the All-Star Break, he ranked 2nd in the majors with 12.01 SO/9.

**POSTSEASON:** Started Game 2 of the ALDS vs. TOR and allowed 5 runs on 5 hits (4 HR) in TEX's 5-3 defeat.

## 2015

- Missed the entire season after undergoing Tommy John surgery March 17...left his Spring Training start March 5 vs. Kansas City with right triceps tightness.
- Surgery was performed by Dr. James Andrews in Gulf Breeze, Fla...the ligament in Darvish's elbow was replaced with the Palmaris tendon from his right forearm.

## 2014

- Was Rangers Pitcher of the Year for a 2nd straight season despite making just 22 starts and missing the final 7 weeks due to right elbow inflammation.
- Led staff in SO (182, 10th in AL) and quality starts (14).
- Posted his 1st-career complete game and first shutout on June 11 vs. MIA, a 6-hitter, ending run of 72 starts to begin his career without a complete game.
- Posted 5 scoreless starts of 8.0+ IP, tied with Adam Wainwright for most in MLB (most by a Ranger since 1977).
- Opened season on 15-day DL with neck stiffness after being scratched from scheduled spring start on March 21, missing slated Opening Day outing...also scratched from scheduled start on May 27 at MIN with neck stiffness.
- Placed on the 15-day DL again on August 13 (retroactive to August 10) with right elbow inflammation...shut down for the remainder of the season on Sept. 6.

## 2013

- Was the Rangers Pitcher of the Year...led MLB with 277 SO, the highest total in the AL since 2000, and 11.89 SO/9.
- Allowed the AL's lowest opponent AVG (.194) and fewest H/9 (6.22)...led the Rangers in wins (13).
- Suffered four 1-0 losses, the most in the majors since 1989.
- Was on the DL July 7-21 with a right trapezius strain...was bothered by nerve irritation in his back in September.

## 2012

- In his 1st ML season, led all rookies with 221 SO and 191.1 IP, while tying ARI Wade Miley with 16 wins.
- Set club records for wins and strikeouts by a rookie and had the 3rd-most IP.

- Had the AL's 2nd-best SO/9 IP ratio (10.4).
- Joined CLE Herb Score in 1955 as the only rookies in AL history with at least 16 wins and 210 strikeouts in a season.
- Defeated SEA in his ML debut on April 9 in Arlington and was 4-0 with a 2.18 ERA in his first 5 starts...earned AL Rookie of the Month honors for April.

**POSTSEASON:** Made his 1st career Postseason app. and was saddled with the loss in the Wild Card game vs. BAL, tossing 6.2 innings of 3-run ball (2 earned) while striking out 7 and walking none in TEX's 5-1 defeat.

## NPB (JAPAN) REVIEW

- Appeared in 7 seasons with the Hokkaido Nippon-Ham Fighters of the Nippon Professional Baseball League...was 93-38 with a 1.99 ERA (281 ER, 1268.1 IP) in 167 games (164 starts), posting a 0.98 WHIP, 55 CG, 18 SHO and 1,250 SO.
- Joined the Fighters in 2005 at 18 years old and led all NPB pitchers from 2005-11 in ERA, wins, innings, opp. AVG and SHO.
- His 1.99 career ERA was lowest among active NPB pitchers (min. 1200.0 IP) at the time he left for MLB.
- Was granted permission by the Fighters to participate in the MLB posting process Dec. 8, 2011...Hokkaido informed MLB on December 19 that it had accepted the Rangers' bid...agreed to a deal with Texas on January 18, 2012.

## 2011

- Went 18-6 with a 1.44 ERA (37 ER/232.0 IP) for Hokkaido in his final season in Japan.
- Led NPB in SO (276), IP, opp. AVG (.190), shutouts, HR/9 IP (0.19), opponent OBP (.229) and SLG (.241).
- His 276 SO were most by a pitcher in NPB since Hideo Nomo had 276 in 1993.
- Named Pacific League Monthly MVP in May.

## 2010

- Went 12-8 with a 1.78 ERA (40 ER, 202.0 IP) in 26 games (25 GS)...led all NPB pitchers in ERA for a 2nd straight year, and also had the most SO (222) and complete games (10).

## 2009

- Was named Pacific League MVP and named to the PL Best Nine...went 15-5 with a 1.73 ERA (35 ER, 182.0 IP) in 23 GS.
- Was 2-1 with a 2.08 ERA (3 ER, 13.0 IP) in 5 games (2 GS) for Japan in the World Baseball Classic...was on the mound to finish Japan wins in both the semifinals and finals on March 22-23 at Dodger Stadium.

## 2008

- Went 16-4 with a 1.88 ERA (42 ER, 200.2 IP) in 25 games (24 GS)...named the PL Monthly MVP 3 times: March (1-0, 18.0 scoreless IP), April (4-0, 1.54), and Sept. (5-0, 1.29).



# YU DARVISH



- Won a Pacific League Golden Glove Award for a 2nd straight year.
- Represented Japan at the 2008 Beijing Olympics, going 0-1 with a 5.14 ERA (4 ER, 7.0 IP) and 10 SO in 3 games (1 GS).

## 2007

- Won his lone career Eiji Sawamura Award, which honors the top starting pitcher in NPB...was also named Pacific League MVP...named to PL's Best Nine, won a Golden Glove Award, and was an All-Star, all career firsts.
- Went 15-5 with a 1.82 ERA (42 ER/207.2 IP) in 26 starts.
- Pitched for Team Japan that won Gold Medal at the Asian Baseball Championship in Taiwan in December.

## 2006

- Went 12-5 with a 2.89 ERA (48 ER/149.2 IP) in 25 games (24 starts) in his first full season with Hokkaido, as club won its first Japan Series title since 1961.
- Made 3 Postseason starts, going 2-1 with a 2.01 ERA (5 ER,

22.1 IP), including a win in the 5th and deciding game of Japan Series Championship vs. Chunichi.

- Was the Asian Series MVP in Hokkaido's win over Taiwan's La New Bears following the Japan Series.

## 2005

- Made his NPB debut at the age of 18 on June 15, defeating Hiroshima...became the 12th pitcher in NPB history to earn a win in a pro debut as a rookie straight out of high school.
- Drafted by the Fighters in the first round on November 17, 2004 and signed on December 17.

# YU DARVISH

## PERSONAL

- Married to the former Seiko Yamamoto, who is one of Japan's most accomplished and famous female wrestlers... the couple has 7 children.
  - His father, Farsad Darvishsefat, is Iranian, and his mother, Ikuyo, is Japanese. Yu' grandfather sent Farsad to the United States to study in 1977, shortly before the Shah of Iran was deposed. Farsad once worked in the cafeteria at the Seattle Seahawks' training camp, and he met Yu's mom, Ikuyo, at Eckerd College in St. Petersburg, Florida. The two married and moved to Japan, where Yu was born.
  - Attended Tohoku High School in northern Sendai, a school which also produced MLB pitchers Kazuhiro Sasaki and Takashi Saito...had a 1.10 ERA in his high school career, and pitched a no-hitter against Kumamoto Technical High School in the 1st round of the National High School Baseball Invitational Tournament on March 26, 2004.
  - According to Japanese law, citizens must choose a singular nationality before turning 22. Darvish chose Japanese, partly so he could play for Japan in the World Baseball Classic.
  - Is honored with a museum in Hyogo, southern Japan. The Space11 Darvish Museum opened in November of 2013. The museum features roughly 100 items related to Yu Darvish.
- The museum includes the glove and uniform from Darvish's no-hitter in 2004 and a computer graphics system that allows visitors to virtually hit against him.
  - Says he throws 11 different pitch types: four-seam fastball, two-seam fastball, hard cutter, slow cutter, two different sliders, hard curveball, slow curveball, changeup, splitter, and supreme (somewhat of a cross between a splitter and a two-seamer).
  - Yu sometimes likes to throw left-handed while warming up to help his balance. He has said that he can throw 82 mph lefty.
  - In 2021, as he walked to the plate when he took his at bat in his 1st game against the Cubs since being traded to San Diego, he used the walk up song "Intoxicated" by Martin Solveig & GTA. It was the same walk up song as Anthony Rizzo's at Wrigley Field.
  - In 2012, was named GQ Man of the Year by the Japanese issue of GQ Magazine.
  - Established the Yu Darvish Water Fund in 2007 to supply safe water to people who face lack and contamination of water in developing countries.
  - Had a mural painted of him in San Diego in the Convoy District in Kearny Mesa.

## CAREER TRANSACTIONS

OPTIONS USED: 0/3

2012	Purchased by TEX from Nippon Ham Fighters (Japan Pacific), January 18
2017	Acquired by LAD from TEX in exchange for A.J. Alexy, Brendon Davis and Willie Calhoun, July 31
2018	Signed by CHC as a Major League free agent, February 13
2020	Acquired by SD from CHC along with Victor Caratini in exchange for Owen Caissie, Ismael Mena, Reginald Preciado, Yeison Santana and Zach Davies, December 29

## NPB (JAPAN)

Year	Tm	Lg	W	L	ERA	G	GS	GF	CG	SHO	SV	IP	H	R	ER	HR	BB	SO	HBP	WP	BF	WHIP
2005	Nippon Ham	JPPL	5	5	3.53	14	14	0	2	1	0	94.1	97	37	37	7	48	52	3	2	410	1.54
2006	Nippon Ham	JPPL	12	5	2.89	25	24	0	3	2	0	149.2	128	55	48	12	64	115	6	5	627	1.28
2007	Nippon Ham	JPPL	15	5	1.82	26	26	0	12	3	0	207.2	123	48	42	9	49	210	13	4	790	0.83
2008	Nippon Ham	JPPL	16	4	1.88	25	24	0	10	2	0	200.2	136	44	42	11	44	208	9	4	764	0.90
2009	Nippon Ham	JPPL	15	5	1.73	23	23	0	8	2	0	182.0	118	36	35	9	45	167	6	5	701	0.90
2010	Nippon Ham	JPPL	12	8	1.78	26	25	0	10	2	0	202.0	158	48	40	5	47	222	7	6	805	1.02
2011	Nippon Ham	JPPL	18	6	1.44	28	28	0	10	6	0	232.0	156	42	37	5	36	276	6	10	885	0.83
Career		NPB	93	38	1.99	167	164	0	55	18	0	1268.1	916	310	281	58	333	1250	50	36	4982	0.99

## ALL STAR

Season	Team	League	W	L	ERA	G	GS	CG	SHO	SV	IP	H	R	ER	HR	HB	BB	SO	WHIP	AVG	AB	WP	GDP	TBF	NP-S
2014	AL	MLB	0	0	0.00	1	0	0	0	0	1.0	0	0	0	0	0	0	1	0.00	.000	3	0	0	3	14/8

# YU DARVISH



## YU DARVISH CAREER PITCHING

Season	Team	League	W	L	ERA	G	GS	CG	SV	SVO	IP	H	R	ER	HR	HB	BB	SO	WHIP	AVG	AB	WP	GIDP	TBF	NP/S
2012	TEX	MLB	16	9	3.90	29	29	0	0	0	191.1	156	89	83	14	10	89	221	1.28	.220	708	8	12	816	3166/1972
2013	TEX	MLB	13	9	2.83	32	32	0	0	0	209.2	145	68	66	26	8	80	277	1.07	.194	748	7	17	841	3451/2156
2014	TEX	MLB	10	7	3.06	22	22	2	0	0	144.1	133	54	49	13	2	49	182	1.26	.241	551	14	7	605	2312/1484
2016	FRI	AA	1	1	2.25	5	5	0	0	0	20.0	14	7	5	1	0	7	24	1.05	.197	71	1	2	79	301/195
2016	RR	AAA	0	1	2.57	2	2	0	0	0	7.0	3	3	2	1	0	3	7	0.86	.125	24	0	0	27	104/61
2016	TEX	MLB	7	5	3.41	17	17	0	0	0	100.1	81	43	38	12	3	31	132	1.12	.214	378	6	3	416	1579/1023
2017	TEX	MLB	6	9	4.01	22	22	0	0	0	137.0	115	63	61	20	5	45	148	1.17	.225	510	9	11	564	2211/1436
2017	LAD	MLB	4	3	3.44	9	9	0	0	0	49.2	44	20	19	7	1	13	61	1.15	.235	187	3	3	202	843/538
2017	2 Teams	MLB	10	12	3.86	31	31	0	0	0	186.2	159	83	80	27	6	58	209	1.16	.228	697	12	14	766	3054/1974
2018	SB	A(Full)	0	0	1.50	2	2	0	0	0	6.0	4	1	1	1	0	1	6	0.83	.182	22	1	0	23	76/51
2018	CHC	MLB	1	3	4.95	8	8	0	0	0	40.0	36	24	22	7	4	21	49	1.43	.235	153	2	1	180	740/455
2019	CHC	MLB	6	8	3.98	31	31	0	0	0	178.2	140	82	79	33	11	56	229	1.10	.213	657	11	11	731	2848/1879
2020	CHC	MLB	8	3	2.01	12	12	0	0	0	76.0	59	18	17	5	2	14	93	0.96	.211	280	3	7	297	1153/796
2021	SD	MLB	8	11	4.22	30	30	0	0	0	166.1	138	81	78	28	8	44	199	1.09	.222	623	9	10	681	2769/1821
2022	SD	MLB	16	8	3.10	30	30	0	0	0	194.2	148	67	67	22	12	37	197	0.95	.207	715	4	10	771	2971/2016
Career		MLB	95	75	3.50	242	242	2	0	0	1488.0	1195	609	579	187	66	479	1788	1.13	.217	5510	76	92	6104	24043/15576
Career		Minors	1	2	2.18	9	9	0	0	0	33.0	21	11	8	3	0	11	37	0.97	.179	117	2	2	129	481/307

## WILD CARD

Season	Team	League	W	L	ERA	G	GS	CG	SV	SVO	IP	H	R	ER	HR	HB	BB	SO	WHIP	AVG	AB	WP	GIDP	TBF	NP/S
2012	TEX	MLB	0	1	2.70	1	1	0	0	0	6.2	5	3	2	0	1	0	7	0.75	.208	24	0	0	27	91/59
2020	CHC	MLB	0	1	2.70	1	1	0	0	0	6.2	5	2	2	1	1	2	6	1.05	.217	23	0	1	26	94/69
2022	SD	MLB	1	0	1.29	1	1	0	0	0	7.0	6	1	1	1	1	0	4	0.86	.222	27	0	0	28	101/72
Career		MLB	1	2	2.21	3	3	0	0	0	20.1	16	6	5	2	3	2	17	0.89	.216	74	0	1	81	286/200

## DIVISION SERIES

Season	Team	League	W	L	ERA	G	GS	CG	SV	SVO	IP	H	R	ER	HR	HB	BB	SO	WHIP	AVG	AB	WP	GIDP	TBF	NP/S
2016	TEX	MLB	0	1	9.00	1	1	0	0	0	5.0	5	5	5	4	1	1	4	1.20	.250	20	0	0	22	84/52
2017	LAD	MLB	1	0	1.80	1	1	0	0	0	5.0	2	1	1	1	0	1	7	0.40	.118	17	0	0	18	74/52
2022	SD	MLB	1	0	5.40	1	1	0	0	0	5.0	7	3	3	3	0	2	7	1.80	.333	21	0	0	23	99/63
Career		MLB	2	1	5.40	3	3	0	0	0	15.0	14	9	9	8	2	3	18	1.13	.241	58	0	0	63	257/167

## LEAGUE CHAMPIONSHIP SERIES

Season	Team	League	W	L	ERA	G	GS	CG	SV	SVO	IP	H	R	ER	HR	HB	BB	SO	WHIP	AVG	AB	WP	GIDP	TBF	NP/S
2017	LAD	MLB	1	0	1.42	1	1	0	0	0	6.1	6	1	1	1	0	1	7	1.11	.250	24	0	1	25	81/59
2022	SD	MLB	0	1	2.77	2	2	0	0	0	13.0	7	4	4	3	2	4	12	0.85	.159	44	1	2	50	186/115
Career		MLB	1	1	2.33	3	3	0	0	0	19.1	13	5	5	4	2	5	19	0.93	.191	68	1	3	75	267/174

## WORLD SERIES

Season	Team	League	W	L	ERA	G	GS	SHO	SV	SVO	IP	H	R	ER	HR	HB	BB	SO	WHIP	AVG	AB	WP	GIDP	TBF	NP/S
2017	LAD	MLB	0	2	21.60	2	2	0	0	0	3.1	9	9	8	2	0	2	0	3.30	.474	19	0	0	22	96/61

## POSTSEASON (COMBINED)

Season	Team	League	W	L	ERA	G	GS	CG	SV	SVO	IP	H	R	ER	HR	HB	BB	SO	WHIP	AVG	AB	WP	GIDP	TBF	NP/S
2012	TEX	MLB	0	1	2.70	1	1	0	0	0	6.2	5	3	2	0	1	0	7	0.75	.208	24	0	0	27	91/59
2016	TEX	MLB	0	1	9.00	1	1	0	0	0	5.0	5	5	5	4	1	1	4	1.20	.250	20	0	0	22	84/52
2017	LAD	MLB	2	2	6.14	4	4	0	0	0	14.2	17	11	10	4	1	3	14	1.36	.283	60	0	1	65	251/172
2020	CHC	MLB	0	1	2.70	1	1	0	0	0	6.2	5	2	2	1	1	2	6	1.05	.217	23	0	1	26	94/69
2022	SD	MLB	2	1	2.88	4	4	0	0	0	25.0	20	8	8	7	3	6	23	1.04	.217	92	1	2	101	386/250
Career	4 Teams	MLB	4	6	4.19	11	11	0	0	0	58.0	52	29	27	16	7	12	54	1.10	.237	219	1	4	241	906/602



# BRANDON DIXON

Height: 6-2      Bats: R  
Weight: 224      Throws: R

brandonadixon

@\_badix

# 16

INF/OF

Full Name	Brandon Allen Dixon
Date of Birth	January 28, 1992 in La Jolla, California
Current Residence	Scottsdale, Arizona
2023 Opening Day Age	31
MLB Service Time	1151
MLB Debut	May 22, 2018 vs. PIT (with CIN)
How Obtained	Signed as a minor league free agent on March 18, 2022
Contract Status	Signed through 2023

## QUICK HITS

**HOMETOWN KID** Born in La Jolla, Calif., Brandon grew up a Padres fan.

**WILD CARD SERIES** Was added to the Padres' Wild Card Series roster in 2022, but he did not make an appearance. Was removed from the playoff roster in the NLDS to make room for Mike Clevinger.

**BIG LEAGUE BUDS** Dixon is a former high school teammate of Patrick Wisdom at Murrieta Valley High School (in Murrieta, close to Temecula).

**UNIVERSITY OF ARIZONA** Attended the University of Arizona, and in 2012, delivered the game-winning hit in the 2012 College World Series for the Wildcats. Was drafted by the Dodgers in 2013, and on Twitter, he wrote "Got my first job and became a college dropout in the same day." Dixon was selected by the Dodgers in the 3rd round of the 2013 Draft, ahead of Cody Bellinger (4th).

**A TURN FOR THE BETTER** Injured his left elbow in April of 2022 with Double-A San Antonio. He was within a week of deciding to undergo surgery and announce his retirement from baseball when his doctor's appointment was delayed, and his elbow started feeling better.

**DOUBLE THREAT?** In 2018 with the Reds, made his 1st pitching appearance and retired the top of the Cleveland order on 10 pitches.

**BIG TRYOUT** At the end of the MLB lockout in 2022, his agent asked him to try out for the Padres in Peoria, Arizona. He wore basketball shorts and a t-shirt and faced a few pitchers. Two weeks later, he was in Spring Training.

- Started the Padres' final 3 games of the regular season after the club clinched their Postseason spot...in 5 games with San Diego, he hit .214 (3-for-14) with a double and one RBI. He went 0-for-5 against left-handed pitching and 3-for-9 (.333) vs. right-handed pitching.
- For the Padres, he appeared in 2 games at third, 2 games as the DH and 1 game in right field.
- Inured his left elbow in April with Double-A and was placed on the Injured List on April 7...was transferred from the 7-day IL to the 60-day IL on June 6.
- Dixon was within a week of deciding to undergo surgery and announce his retirement from baseball when his doctor's appointment was delayed, and his elbow started feeling better.
- Played in one rehab game for the ACL Padres and was activated by SA from the 60-Day IL on August 11...played in 8 games after being reinstated for the Missions, batting .469 (15-for-32) with 5 homers and 19 RBI...hit for the cycle on August 18 with the Missions (doubled, homered, tripled, and singled).
- Promoted to Triple-A on August 30, and he proceeded to hit .396 (36-for-91) in 24 games for the Chihuahuas with 13 home runs and a 1.395 OPS until his Padres' debut on September 29.

**POSTSEASON:** Added to the Padres' Wild Card Series roster against the Mets, but he did not make an appearance...was removed from the playoff roster in the NLDS to make room for Mike Clevinger. Dixon has yet to make a playoff appearance.

## 2021

- Signed with Japan's NPB Tohoku Rakuten Golden Eagles and split the year between their Major League team and their minor league club...in 38 games with Rakuten, he hit .167 (18-for-108) with 3 doubles, 1 triple, 4 homers and 15 RBI.

## 2020

- Was added to the Tigers' 60-man player pool at their Alternate Training Site on September 22 and played in 5 games for DET, batting .143 (1-for-13) with 2 RBI from Sept. 22-27.
- Released on November 19.

## 2022 SEASON

- Split the majority of the season between El Paso (AAA) and San Antonio (AA), and he made his Padres' debut on September 29 vs. LAD.
- Hit 23 home runs in 50 games between the Missions and Chihuahuas, and including his one game for Rookie-Level Padres 1, he hit .347 (74-for-198) in the minors with a .442 OBP, .823 SLG, and 1.265 OPS.
- The Padres selected Dixon onto the Major League roster on September 27 and designated outfielder Luis Liberato for assignment...it marked his 1st time on a ML roster in two years.

# BRANDON DIXON



## 2019

- Led the Tigers with 15 home runs and ranked second with 52 RBI.
- Appeared at every position on the diamond except for catcher and shortstop, even pitching in 2 games for the Tigers...allowed 2 runs on 1 hit with 1 strikeout in 1.0 inning on May 16 vs. OAK, while he pitched a scoreless inning on August 7 vs. CHW.
- Selected the Tigers Player of the Month for May, batting .305 with 4 doubles, 5 home runs and 13 RBI in 21 G.

## 2018

- Saw the first Major League action of his career in 2018, playing in 74 games with the Reds...also appeared in 49 games with Triple-A Louisville.

- Made his Major League debut on May 22 vs. PIT, pinch hitting in the sixth...recorded the first hit of his big league career on May 24 vs. PIT, hitting a single off Iván Nova in the fourth...added 2 more hits in the game, including his first career double.
- Belted his first Major League home run on June 16 at Pittsburgh, a solo shot off Michael Feliz.
- Hit for the cycle on July 18 at Rochester, becoming the sixth player in Louisville history to accomplish the feat.
- Made his first career pitching appearance on August 13 vs. Cleveland, retiring all 3 batters he faced, including a strikeout of José Ramírez.
- Started 4 straight games at 2B, 3B, RF and 1B from September 8-11...became the first Reds player to start 4 consecutive team games at 4 different positions since Jerry Hairston Jr. played 2B, SS, CF and RF from September 18-21, 2008.

# BRANDON DIXON



## 2013-17

- Appeared in 124 games **2017** with Triple-A Louisville. Ranked 4th in the International League with 50 extra-base hits and tied for fifth with 31 doubles...among all Reds Minor Leaguers, he ranked tied for fourth with 16 home runs and fifth with 64 RBI...became the first Louisville player with at least 15 home runs and 15 stolen bases in a season since Todd Frazier in 2011.
- Spent the entire **2016** season with Double A Pensacola, seeing time in 118 games and was named to the Southern League mid-season All-Star Team. Was selected to play in the AFL's Fall Stars Game. Combined to play in 128 games between Single A Rancho Cucamonga and Double A Tulsa in **2015**, and he was named a Dodgers Organizational All-Star by MiLB.com. Spent all of the **2014** season with Single-A Rancho Cucamonga, playing in 94 games. Completed his first season of professional baseball in **2013**, appearing in 59 games with Single A Great Lakes.

## PERSONAL

- Was born in La. Jolla, California and grew up a Padre and Chargers fan.
- Father is Troy Dixon, and his mother is Kathy Dixon...has two older sisters, Brittany and Courtney.
- Former high school teammate of Patrick Wisdom at Murrieta Valley High School.
- Attended the University of Arizona and was enrolled in the College of Letters, Arts and Sciences as a Sports and Society major...in 2012, delivered the game-winning hit in the 2012 College World Series for the Wildcats.

# BRANDON DIXON



## BRANDON DIXON CAREER BATTING

Season	Team	League	AVG	G	AB	R	H	2B	3B	HR	RBI	BB	SO	SB	CS	OBP	SLG	OPS	PA	HBP	SAC	SF	GIDP
2013	GL	A(Full)	.185	59	211	28	39	11	1	1	17	11	65	6	2	.227	.261	.488	228	1	3	2	5
2014	DOD	ROK	.000	1	3	0	0	0	0	0	0	0	0	0	0	.000	.000	.000	3	0	0	0	0
2014	RC	A(Adv)	.262	94	390	59	102	23	4	9	46	12	103	8	7	.284	.410	.694	416	2	8	4	6
2014	2 Teams	Minors	.260	95	393	59	102	23	4	9	46	12	103	8	7	.282	.407	.689	419	2	8	4	6
2015	RC	A(Adv)	.299	45	174	37	52	9	3	11	30	16	46	10	0	.358	.575	.933	193	1	0	2	2
2015	TUL	AA	.244	83	336	33	82	16	2	8	38	12	98	16	6	.272	.375	.647	349	1	0	0	3
2015	2 Teams	Minors	.263	128	510	70	134	25	5	19	68	28	144	26	6	.303	.443	.746	542	2	0	2	5
2016	PNS	AA	.260	118	419	61	109	23	1	16	65	30	137	15	5	.315	.434	.749	461	6	0	6	5
2017	LOU	AAA	.264	124	440	58	116	31	3	16	64	37	125	18	8	.327	.457	.784	491	7	1	6	11
2018	LOU	AAA	.346	49	179	28	62	18	2	6	23	12	54	9	3	.389	.570	.959	193	1	0	1	3
2018	CIN	MLB	.178	74	118	14	21	6	0	5	10	6	43	0	0	.218	.356	.574	124	0	0	0	2
2019	TOL	AAA	.174	11	46	6	8	0	0	1	3	0	16	0	0	.174	.239	.413	46	0	0	0	0
2019	DET	MLB	.248	118	391	41	97	20	4	15	52	21	136	5	1	.290	.435	.725	420	4	0	4	5
2020	DET	MLB	.077	5	13	0	1	1	0	0	2	1	4	0	0	.143	.154	.297	14	0	0	0	1
2022	PAD	ROK	.667	1	3	2	2	0	0	0	0	0	0	0	0	.667	.667	1.334	3	0	0	0	0
2022	SA	AA	.367	25	98	23	36	7	2	10	42	12	25	6	0	.430	.786	1.216	114	1	0	3	1
2022	ELP	AAA	.371	25	97	24	36	9	0	13	32	14	27	3	1	.447	.866	1.313	114	1	0	2	1
2022	SD	MLB	.214	5	14	1	3	1	0	0	1	0	5	0	0	.214	.286	.500	14	0	0	0	1
2022	3 Teams	Minors	.374	51	198	49	74	16	2	23	74	26	52	9	1	.442	.823	1.265	231	2	0	5	2
Career		MLB	.228	202	536	56	122	28	4	20	65	28	188	5	1	.269	.407	.676	572	4	0	4	9
Career		Minors	.269	635	2396	359	644	147	18	91	360	156	696	91	32	.316	.459	.775	2611	21	12	26	37

## CAREER TRANSACTIONS

OPTIONS USED: 1/3

- 2013** Signed by LAD as a third-round selection in the 2013 First-Year Player Draft, June 19
- 2015** Acquired by CIN along with José Peraza and Scott Schebler, as part of a three-team trade with CWS and LAD, December 16
- 2018** Claimed off waivers by DET from CIN, November 2
- 2022** Signed by SD as a minor league free agent, March 18



# ADAM ENGEL

Height: 6-2	Bats: R
Weight: 212	Throws: R

EN-gul

# 5 OF

Full Name	Adam Trevor Engel
Date of Birth	December 9, 1991 in Cincinnati, Ohio
Current Residence	Loveland, Ohio
2023 Opening Day Age	31
MLB Service Time	5.058
MLB Debut	May 27, 2017 vs. DET (with CHW)
How Obtained	Signed as a Major League free agent on January 6, 2023
Contract Status	Signed through 2023

## QUICK HITS

- Signed by the Padres as a Major League free agent to a 1-year deal on January 6, 2023
- According to Baseball Savant, in 2022, he ranked in the 92nd percentile in sprint speed, the 90th percentile in outfielder jump and the 82nd percentile in outs above average.
- On April 13, 2022 vs. SEA, he robbed pinch-hitter Jesse Winker of a home run in right field, marking his fifth career over-the-wall, homer-robbing catch. Robbed 3 home runs in the span of a week in August 2018.
- Has played in 7 career Postseason games, and in 2020, he became the first player in White Sox history to homer in his first career Postseason at-bat and collect extra-base hits in his first two Postseason plate appearances.

## 2022 SEASON

- Appeared in 119 games in his 6th season with the White Sox...made 57 appearances in center field (33 starts), 55 (27 starts) in right and three (zero) in left.
- Went 2-for-8 (.250) with a RBI as a pinch-hitter and entered 17 games as a pinch-runner (5 runs scored)...his 2 home runs were the fewest of his career.
- Made his season debut on April 9 at DET and his 1st start on April 10 at DET.
- Robbed pinch-hitter Jesse Winker of a home run in right field on April 13 vs. SEA, marking his 5th-career over-the-wall, homer-robbing catch.
- Drove in his first run of the season on May 2 vs. LAA, and recorded his first multi-hit effort on May 22 at NYY.
- Tied the game with a RBI single in the 11th on May 29 vs. CHC...marked the Sox third game-tying hit from the ninth through the 11th and set up Jake Burger's walk-off single in the 12th.
- Reached base a career-high 5 times (3 hits, 2 walks) and matched a career high with two steals on June 21 vs. TOR.
- Was on the 10-day IL from June 23-July 3 (strained right hamstring).
- Extended the White Sox lead to 6-2 with a 3-run homer on July 15 at MIN, just his second home run of 2022.
- Went 3-5 with a double, RBI and two runs scored on July 17

## ACCOLADES

MiLB.com Organization All-Star (2015, CHW)

Carolina League Post-Season All-Star (2015, Winston-Salem)

Arizona Fall League Most Valuable Player, Rising Star and All-Prospect Team (2015, Glendale)

- at MIN, his last multi-hit game of the season.
- Went 12-for-77 (.156) with a double, 3 RBI and 8 runs scored from July 22-Oct 5 to conclude the season.
- Scored the winning run on a wild pitch on July 30 vs. OAK.
- Was not tendered a contract for the 2023 season on Nov. 18, making him a free agent.

## 2021

- Appeared in just 39 games due to 3 separate stints on the IL but hit a career-high 7 home runs.
- Posted a .492 slugging percentage, with 16 of his 31 hits going for extra bases.
- Made 24 starts in center field, 8 in right and 2 in left.
- Was successful on 7-of-8 stolen-base attempts.
- Slashed .235/.333/.395 (19-for-81) with 2 HR and 7 RBI in the second half, compared to .286/.340/.690 (12-for-42) with 5 homers and 11 RBI before the break.
- Batted .310/.359/.592 (22-71) with 4 homers and 12 RBI in 21 road games...hit .173/.306/.365 with 3 homers and 6 RBI in 18 home games.
- Opened the season on the 10-day IL (retro: March 29) with a strained right hamstring suffered during a spring training game on March 20 vs. CLE.
- Appeared in 7 rehab games with Charlotte (AAA) from May 25-June 5, going 8-for-28 (.286) with 2 doubles, 1 HR, 3 RBI and 4 runs scored.
- Was reinstated from the IL on June 6 and started in CF that afternoon vs. DET...robbed Niko Goodrum of a home run with an over-the-wall catch in the fifth inning.
- Connected on a solo homer on June 10 vs. TOR, his first hit of the season...hit a solo shot on June 11 at DET, marking the 3rd time in his career he homered in back-to-back games.
- Returned to the IL on June 22 (retro: June 20) with a strained



# ADAM ENGEL



right hamstring before being reinstated on July 7.

- Hit a 3-run HR as part of a career-high 4 RBI effort on July 9 at BAL...snapped a 4-4 tie with a game-winning, 3-run homer in the 10th on July 11 at BAL.
- Reached base safely 4 times on Aug. 6 at CHC, going 3-5 with a double, walk and run scored ... hit his final home run on Aug. 10 at MIN, a 2-run shot off Griffin Jax.
- Was placed on the IL for the 3rd on Aug. 16 (retro: Aug. 13) with left shoulder inflammation...appeared in 8 games on his 3rd rehab assignment with the Knights...reinstated on Sept. 21.
- Recorded the final putout in right field to complete Lucas Giolito's no-hitter on Aug. 25 vs. PIT.
- Hit a game-winning, RBI single as a pinch hitter on Sept. 14 vs. MIN...hit a go-ahead, RBI triple in the 10th on Sept. 22 at CLE...hit his 3rd HR on Sept. 27 vs. the CHC, a solo shot off Adbert Alzolay.

**POSTSEASON:** Went hitless in 7 at-bats over 4 games in the ALDS vs. Houston...started Games 1 and 2 in right field.

## 2020

- In the shortened 2020 campaign, he appeared in 25 games (16 starts) in right field, 9 (4 starts) in left and 3 (all starts) in center.
- Batted .348/.363/.565 (16-for-46) at home, .291/.328/.509 (16-for-55) vs. RHP and .435/.458/.696 (10-for-23) in day games.

- Came off the bench on July 26 vs. MIN and went 3-for-4 with 2 2B...hit a 3-run HR off Kris Bubic in the second inning on July 31 at KC...the Sox held on to win, 3-2...extended the Sox lead to 2-0 with a solo HR in the eighth on Aug. 7 vs. CLE... went 3-for-4 on Aug. 21 at CHC.

**POSTSEASON:**Went 3-for-12 (.250) with a double, homer, RBI and run scored in 3 games of the AL Wild Card Series at OAK...started all three games in the outfield (2 in right and 1 in left).

- Went 2-for-4 with a double (4th inning), homer (2nd inning off Jesús Luzardo), RBI and run scored as the starting right fielder in Game 1, his first career Postseason game.
- Became the first player in White Sox history to homer in his first postseason at-bat...also became the first Sox player with an extra-base hit in his first 2 career Postseason plate appearances, and the first AL player to accomplish the feat since Tampa Bay's Evan Longoria in Game 1 of the 2008 ALDS vs. CWS.

## 2019

- Made 65 starts in center field for the White Sox...improved his average from .212 (11-for-52) in 26 games before the break to .251 (44-for-175) over 63 games in the second half.
- Optioned to Charlotte on May 5...was recalled by the White Sox on July 19 and recorded 3-straight multi-hit games from May 19-21 at TB.
- Hit safely in 8 of 9 games from Aug. 22-Sept. 1, going 10-for-29 (.345) with 3 2B, 3 RBI and 4 runs scored over the stretch.

# ADAM ENGEL

- Batted .310 (18-for-58) with 3 doubles, 4 HR, 7 RBI and 6 multi-hit efforts over his final 18 games from Sept. 10-29.

## 2018

- Ranked second on the White Sox with 16 stolen bases and fourth with 143 games played (124 starts in center field).
- Raised his average from .166 in 2017 to .235 in '18...the +.069 increase was the 3rd-largest in MLB (min. 300 PA) behind BOS' Mookie Betts (+.082) and CHC's Ben Zobrist (+.073)... hit .275 (38-for-138) in 40 games from Aug. 12-rest of the season.
- Made his first career Opening Day roster, starting in center field on Mar. 29 at KC and reached base safely 4 times.
- Led off in consecutive games on May 12-13 at CHC, going 4-for-8 with 1 2B and 3 runs scored.
- Batted .340 (16-for-47) with a .574 SLG and 9 runs scored over a 13-game stretch from May 23-6/5.
- Matched his career high with 4 hits on May 23 vs. BAL (2nd time), including his first HR of the season.
- Collected two hits on July 4 at CIN in front of several friends and family (was born in Cincinnati and lives in Loveland, Ohio).
- Robbed a pair of homers with over-the-wall leaping catches in consecutive games from Aug 6-7 vs. NYY...went over the wall to rob Greg Bird on Aug. 6 and Kyle Higashioka on Aug. 7...took away a 3rd HR on Aug. 12 vs. CLE, robbing Yonder Alonso of a 3-run HR in the ninth...the 3 homer-robbing catches saved Sox pitchers 7 runs...was named MLB Defensive Player of the Month for August by Sports Info Solutions
- Homered in consecutive games for the first time in his career on Aug. 12 vs. CLE and Aug. 13 at DET...posted six multi-hit efforts in 10 games from Aug. 18-27.

## 2017

- Made 91 starts in center field with the White Sox in his first Major League season.
- Was recalled from Charlotte on May 27 and made his MLB debut that day as a pinch runner in Game 1 vs. DET...made his first career start in Game 2 of the twinbill vs. the Tigers, playing center field and batting ninth...recorded his first hit in the eighth, a single off Shane Greene.
- Was recalled for the second time on June 20...recorded a career-high four hits with his first 2 RBI on June 22 at MIN... hit his first career home run on June 25 vs. OAK, a solo shot off Sonny Gray in the 3rd inning.
- Hit 2 triples on Aug. 11 vs. KC, the first Sox player to accomplish that feat since Alejandro De Aza on Aug. 16, 2011 vs. CLE.
- Went 3-for-4 with a solo home run and 3 RBI on Sept. 11 at KC, his 3rd multi-hit effort in 4 games after recording zero

in his previous 25 contests...was 0-21 over his final eight games.

- Entered the season ranked by *Baseball America* as the Best Defensive Outfielder in the organization.

## 2013-16

- In **2016**, combined to hit .259/.344/.406 with 30 2B, 12 3B, 7 HR, 46 RBI, 90 runs scored, 45 stolen bases and 56 walks over 129 games between Winston-Salem (A), Birmingham (AA) and Charlotte (AAA)...his 45 steals tied for fifth in the minor leagues, and his 12 triples tied for sixth...compiled a 12-game hitting streak with the Barons from July 5-16 (.426, 23-for-54)...was transferred to the Knights on July 18... entered the season rated by Baseball America as the No. 7 Prospect, Fastest Baserunner and Best Defensive Outfielder in the White Sox organization.
- Ranked 3rd in all of minor league baseball with 65 steals at Winston-Salem in **2015**...led the Carolina League in runs scored (90) and steals, ranked second in hits (133) and triples (9) and third in total bases (195)...earned CL Post-Season All-Star honors...following the season was rated by Baseball America as the No. 14 Prospect, Best Baserunner and Fastest Baserunner in the CL...was successful on 85.5 percent (65-for-76) of his stolen-base attempts, including 17 in a row from Aug. 1-Sept. 3...was named the Arizona Fall League MVP after hitting .403 (27-for-67) with 9 2B, 2 3B, 1 HR, 9 RBI, 10 steals and 16 runs scored in 19 games with Glendale.
- In **2014**, hit .264 (113-for-428) with 17 2B, 10 3B, 7 HR, 38 RBI, 71 runs scored and 39 steals in 103 games between the AZL White Sox (R), Kannapolis (A) and Winston-Salem (A)...ranked among the organizational leaders in stolen bases (1st), triples (T-1st) and runs scored (5th)...played with Melbourne of the Australian Baseball League.
- Spent his first professional season in **2013** with Advanced-Rookie Great Falls...led the Pioneer League in stolen bases (31)...ranked 3rd in the system in steals and sixth in AVG (.301)...was cited by Baseball America as the Best Late-Round Pick, Best Defensive Player and Fastest Runner in the Sox draft class.

## PERSONAL

- Married to Jaime and the couple has four daughters: Clarke, Rylee, Blake and Rey.
- Attended the University of Louisville, where he was named Third Team All-Big East in 2013 and Second Team in 2012.
- Is a 2010 graduate of Loveland (Ohio) High School...played baseball, basketball and football.
- Is actively involved with Compassion International, a child sponsorship and Christian humanitarian aid organization that aims to positively impact the long-term development of children living in poverty globally.

# ADAM ENGEL



## ADAM ENGEL CAREER BATTING

Season	Team	League	AVG	G	AB	R	H	2B	3B	HR	RBI	BB	SO	SB	CS	OBP	SLG	OPS	PA	HBP	SAC	SF	GIDP
2013	GTF	ROK	.301	56	239	44	72	12	3	3	30	21	34	31	8	.379	.414	.793	274	10	2	2	4
2014	WSX	ROK	.364	8	33	6	12	3	3	1	3	3	6	2	0	.447	.727	1.174	38	2	0	0	0
2014	KAN	A(Full)	.261	74	307	54	80	14	7	6	30	29	86	28	11	.334	.410	.744	341	5	0	0	4
2014	WS	A(Adv)	.239	21	88	11	21	0	0	0	5	6	21	9	1	.296	.239	.535	100	2	2	2	2
2014	3 Teams	Minors	.264	103	428	71	113	17	10	7	38	38	113	39	12	.335	.400	.735	479	9	2	2	6
2015	WS	A(Adv)	.251	136	529	90	133	23	9	7	43	62	132	65	11	.335	.369	.704	608	6	8	3	5
2016	WS	A(Adv)	.327	14	55	15	18	6	1	0	5	7	11	6	0	.413	.473	.886	64	1	1	0	0
2016	BIR	AA	.255	74	306	56	78	18	9	4	25	39	70	31	9	.352	.412	.764	357	7	5	0	3
2016	CLT	AAA	.242	41	149	19	36	6	2	3	16	10	50	8	5	.298	.369	.667	161	2	0	0	1
2016	3 Teams	Minors	.259	129	510	90	132	30	12	7	46	56	131	45	14	.344	.406	.750	582	10	6	0	4
2017	CLT	AAA	.218	46	165	20	36	12	2	8	19	19	51	4	3	.312	.461	.773	192	4	3	1	0
2017	CWS	MLB	.166	97	301	34	50	11	3	6	21	19	117	8	1	.235	.282	.517	336	8	8	0	1
2018	CWS	MLB	.235	143	429	49	101	17	4	6	29	18	129	16	8	.279	.336	.615	463	8	7	1	1
2019	CLT	AAA	.270	64	248	43	67	13	4	9	29	22	62	13	3	.347	.464	.811	277	7	0	0	4
2019	CWS	MLB	.242	89	227	26	55	10	2	6	26	14	78	3	3	.304	.383	.687	248	6	1	0	5
2020	CWS	MLB	.295	36	88	11	26	5	1	3	12	3	19	1	0	.333	.477	.810	93	2	0	0	1
2021	CLT	AAA	.222	15	54	7	12	2	0	2	5	3	16	5	0	.283	.370	.653	60	2	0	1	1
2021	CWS	MLB	.252	39	123	21	31	9	0	7	18	11	31	7	1	.336	.496	.832	140	5	0	1	4
2022	CWS	MLB	.224	119	245	32	55	13	1	2	17	11	76	12	4	.269	.310	.579	260	4	0	0	2
Career		MLB	.225	523	1413	173	318	65	11	30	123	76	450	47	17	.280	.350	.630	1540	33	16	2	14
Career		Minors	.260	549	2173	365	565	109	40	43	210	221	539	202	51	.340	.406	.746	2472	48	21	9	24

## WILD CARD

Season	Team	League	AVG	G	AB	R	H	2B	3B	HR	RBI	BB	SO	SB	CS	OBP	SLG	OPS	PA	HBP	SAC	SF	GIDP
2020	CWS	MLB	.250	3	12	1	3	1	0	1	1	0	5	0	0	.250	.583	.833	12	0	0	0	0

## DIVISION SERIES

Season	Team	League	AVG	G	AB	R	H	2B	3B	HR	RBI	BB	SO	SB	CS	OBP	SLG	OPS	PA	HBP	SAC	SF	GIDP
2021	CWS	MLB	.000	4	7	0	0	0	0	0	0	0	1	0	0	.000	.000	.000	7	0	0	0	0

## POSTSEASON (COMBINED)

Season	Team	League	AVG	G	AB	R	H	2B	3B	HR	RBI	BB	SO	SB	CS	OBP	SLG	OPS	PA	HBP	SAC	SF	GIDP
2020	CWS	MLB	.250	3	12	1	3	1	0	1	1	0	5	0	0	.250	.583	.833	12	0	0	0	0
2021	CWS	MLB	.000	4	7	0	0	0	0	0	0	0	1	0	0	.000	.000	.000	7	0	0	0	0
Career	CWS	MLB	.158	7	19	1	3	1	0	1	1	0	6	0	0	.158	.368	.526	19	0	0	0	0

## CAREER TRANSACTIONS

OPTIONS USED: 2/3

2013 Signed by CHW as a 19th-round selection in the First-Year Player Draft, June 27

2023 Signed by SD as a Major League free agent, January 6



# ANDERSON ESPINOZA

NRI

Height: 6-0      Bats: R  
Weight: 208      Throws: R

andersonespinozaa

**O**  
**RHP**

Full Name	Anderson Jose Espinoza Dominguez
Date of Birth	March 9, 1998 in Caracas, Venezuela
Current Residence	Caracas, Venezuela
2023 Opening Day Age	25
MLB Service Time	1.033
MLB Debut	May 30, 2022 vs. MIL (with CHC)
How Obtained	Signed as a minor league free agent on December 15, 2022
Contract Status	Signed through 2023

## QUICK HITS

- Espinoza's minor league deal with SD for the 2023 campaign marks his second stint with the Padres organization. He was acquired by SD from BOS in exchange for LHP Drew Pomeranz on July 14, 2016. At the time of the trade, he was ranked the No. 15 prospect in all of baseball, the No. 4 pitching prospect by *Baseball America* and became San Diego's top prospect by MLB Pipeline.
- Made his Major League debut in 2022 for the Cubs, making 7 relief appearances and limiting Major League hitters to a .215 clip (14-for-65).
- Rated as the No. 9 prospect in SD's system at the time he was acquired by the Cubs at the 2021 trade deadline on July 30 from SD in exchange for OF Jake Marisnick. Went on to pitch in 5 games with High-A South Bend and 3 games with Double-A Tennessee.
- Entered 2019 rated by *Baseball America* as the No. 12 prospect in the Padres system before undergoing a second Tommy John surgery on April 20, 2019 in Dallas (Dr. Keith Meister), missing the entire season.

## 2022 SEASON

- Spent the majority of the 2022 campaign in the minors, but did make his Major League debut, making seven relief appearances for the Cubs...overall, he had 6 stints with the ML club, including 3 times being tabbed as the 27th man in doubleheaders.
- Pitched to a 5.40 ERA (11 ER, 18.1 IP) in his 7 relief appearances for CHC.
- Made his ML debut in the 2nd game of a doubleheader on May 30 vs. MIL, allowing 2 run in 4.0 innings.
- Made 21 appearances (18 starts) between Tennessee (AA) and Iowa (AAA), going 2-9 with 1 SV, a 7.55 ERA (59 ER, 70.1 IP) and 78 strikeouts against 44 walks.

## 2021

- Pitched competitively for the first time since 2016...compiled an 0-1 record with a 5.02 ERA (16 ER, 28.2 IP) in 12 starts for Fort Wayne (A) before being acquired by CHC from SD in exchange for OF Jake Marisnick.
- Made 5 starts for South Bend (A), going 1-2 with a 5.06 ERA

## ACCOLADES

### *Baseball America* Rookie All-Star (2015, Gulf Coast League)

(9 ER, 16.0 IP)...transferred to Tennessee (AA) on Sept. 2 and made 3 starts (1.35 ERA – 2 ER, 13.1 IP).

## 2020

- Invited to Major League Spring Training but did not appear in a game...was placed on the 60-day IL on February 12, 2020...assigned to the Padres' 60-man player pool at their Alternate Training Site on rehab assignment on August 15.

## 2019

- Entered 2019 rated as the No. 12 prospect in the Padres system by *Baseball America* but missed the entire campaign recovering from a 2nd Tommy John surgery, performed by Dr. Keith Meister on April 20 in Dallas.
- Had been progressing toward a late April/early May return to the mound when he suffered a ruptured graft.

## 2018

- Missed the entire season recovering from Tommy John surgery in August 2017.

## 2017

- Missed the 1st 3 months of the season with a forearm strain before being diagnosed with a torn ulnar collateral ligament...underwent Tommy John surgery in Dallas in Aug.

## 2016

- Made 25 app. (24 starts) between Greenville (A) and Fort Wayne (A)...acquired by SD from BOS in exchange for LHP Drew Pomeranz on July 14.
- Made 17 starts for GVL, going 5-8 with a 4.38 ERA (4 ER, 5.0 IP).
- Struck out a career-high 11 batters on May 5 vs. Augusta.
- Acquired by SD on July 14th and assigned to FW...at the time of the trade, he was ranked the No. 15 prospect in all of baseball, the No. 4 pitching prospect by *Baseball America*

# ANDERSON ESPINOZA

NRI



and SD's top prospect by MLB Pipeline.

- Made 8 appearances (7 starts) for FW, going 1-3 with a 4.73 ERA (17 ER, 32.1 IP).
- Allowed 3 earned runs-or-fewer in 18 of his 24 starts, 2-or-fewer in 14 starts, 1-or-fewer 10 times and 0 runs 5 times.

## 2015

- Made 15 starts between the Dominican Summer League Red Sox (R), GCL Red Sox (R) and GVL, going 0-2 with a 1.23 ERA (8 ER, 58.1 IP) and a .193 opponent AVG.

- Named to the Rookie All-Star team by *Baseball America* while with the GCL Red Sox...posted a 0.68 ERA (3 ER, 40.0 IP) with 40 SO against nine BB with the GCL Sox.

## PERSONAL

- Son of Jose Espinoza and Dameli Dominguez and has a brother, Jackson.
- Favorite artist is Tego Calderón...enjoys Denzel Washington movies...his favorite show is *El Chavo del Ocho*.

## ANDERSON ESPINOZA CAREER PITCHING

Season	Team	League	W	L	ERA	G	GS	CG	SV	SVO	IP	H	R	ER	HR	HB	BB	SO	WHIP	AVG	AB	WP	GDP	TBF	NP/S
2015	DSL RSN2	ROK	0	0	1.20	4	4	0	0	0	15.0	13	6	2	0	2	3	21	1.07	.232	56	1	0	62	115/99
2015	RSX	ROK	0	1	0.68	10	10	0	0	0	40.0	24	5	3	0	4	9	40	0.83	.170	141	1	1	154	270/225
2015	GVL	A(Full)	0	1	8.10	1	1	0	0	0	3.1	4	3	3	0	0	2	4	1.80	.267	15	1	0	17	68/43
2015	3 Teams	Minors	0	2	1.23	15	15	0	0	0	58.1	41	14	8	0	6	14	65	0.94	.193	212	3	1	233	453/367
2015	2 Teams	ROK	0	1	0.82	14	14	0	0	0	55.0	37	11	5	0	6	12	61	0.89	.188	197	2	1	216	385/324
2016	GVL	A(Full)	5	8	4.38	17	17	0	0	0	76.0	77	39	37	2	2	27	72	1.37	.269	286	11	6	322	1286/792
2016	FW	A(Full)	1	3	4.73	8	7	0	0	0	32.1	38	17	17	1	3	8	28	1.42	.290	131	4	1	142	577/364
2016	2 Teams	Minors	6	11	4.49	25	24	0	0	0	108.1	115	56	54	3	5	35	100	1.38	.276	417	15	7	464	1863/1156
2016	2 Teams	A(Full)	6	11	4.49	25	24	0	0	0	108.1	115	56	54	3	5	35	100	1.38	.276	417	15	7	464	1863/1156
2021	FW	A+	0	1	5.02	12	12	0	0	0	28.2	29	19	16	3	2	13	37	1.47	.264	110	4	4	126	551/333
2021	SB	A+	1	2	5.06	5	5	0	0	0	16.0	10	9	9	1	1	11	27	1.31	.179	56	3	0	68	306/187
2021	TNS	AA	0	0	1.35	3	3	0	0	0	13.1	11	2	2	0	2	8	16	1.43	.239	46	1	2	57	257/150
2021	3 Teams	Minors	1	3	4.19	20	20	0	0	0	58.0	50	30	27	4	5	32	80	1.41	.236	212	8	6	251	1114/670
2021	2 Teams	A+	1	3	5.04	17	17	0	0	0	44.2	39	28	25	4	3	24	64	1.41	.235	166	7	4	194	857/520
2022	TNS	AA	1	4	7.11	13	12	0	0	0	44.1	40	37	35	10	5	25	54	1.47	.245	163	5	3	194	799/472
2022	IOW	AAA	1	5	8.31	8	6	0	1	1	26.0	32	25	24	7	1	19	24	1.96	.314	102	1	3	123	492/288
2022	CHC	MLB	0	2	5.40	7	0	0	0	0	18.1	14	11	11	4	4	16	19	1.64	.215	65	1	3	85	375/196
2022	2 Teams	Minors	2	9	7.55	21	18	0	1	1	70.1	72	62	59	17	6	44	78	1.65	.272	265	6	6	317	1291/760
Career	MLB	0	2	5.40	7	0	0	0	0	0	18.1	14	11	11	4	4	16	19	1.64	.215	65	1	3	85	375/196
Career	Minors	9	25	4.52	81	77	0	1	1	1	295.0	278	162	148	24	22	125	323	1.37	.251	1106	32	20	1265	4721/2953

## CAREER TRANSACTIONS

OPTIONS USED: 3/4

- 2014 Signed by BOS as an international free agent, August 15
- 2016 Acquired by SD from BOS in exchange for Drew Pomeranz, July 14
- 2021 Acquired by CHC from SD in exchange for Jake Marisnick, July 30
- 2022 Signed by SD as a minor league free agent, December 15



# ANGEL FELIPE

Height: 6-7     Bats: R  
Weight: 272     Throws: R

angelfelipe\_1  
@angelfelipe97

# 58

RHP

Full Name	Angel Alberto Felipe
Date of Birth	August 30, 1997 in Villa Mella, Dominican Republic
Current Residence	Bani, Dominican Republic
2023 Opening Day Age	25
MLB Service Time	0.000
How Obtained	Signed as a minor league free agent on January 4, 2022
Contract Status	Signed through 2023

## QUICK HITS

- Had his contract selected on August 30, 2022 and was added to the Padres' 40-man roster.
- Allowed just 1 home run to the first 496 batters he faced across 57 appearances to begin his professional career from 2015-19. Allowed 4 HR to the 274 batters he faced in 36 outings in 2021, before allowing just 1 HR to the same number of batters he faced (274) across 51 outings in 2022.
- Joined the Padres organization in 2022 after 6 seasons in the Tampa Bay Rays farm system from 2015-2021, having made 93 appearances (6 starts) with a 4.89 ERA and a 9.82 SO/9 IP ratio.
- In *Baseball America's* annual tools survey, he's rated as having the best fastball in the Padres' farm system in 2023...Enters 2023 as the No. 30 Padres prospect by MLB Pipeline.

## 2022 SEASON

- Split the campaign between San Antonio (AA) and El Paso (AAA) and posted career highs in several categories, including wins (5), saves (14), appearances (51), strikeouts (84), SO/9 IP (12.2) and games finished (29).
- His 62.0 IP were 0.2 IP shy of his career-high 62.2 IP from 2021 at the Single-A levels of the Tampa Bay Rays' system.
- His 3.63 ERA was the 2nd-best mark of his career, trailing only his 2.59 ERA from 2021, but in nearly half as many appearances (36) in 2021 compared to 2022 (51).
- Allowed just 1 unearned run across his first 8 appearances and 9.1 IP from April 9-May 3.
- Recorded saves in back-to-back outings 5 times in 2022.
- Tossed 1.1 IP-or-more in 20 of his 51 outings, including 9 appearances of 2.0 IP.
- His 1 and only HR allowed came on June 9 at Corpus Christi, resulting in not allowing a long ball in his final 34 appearances and 41.1 IP from June 12-Sept. 27.
- Had his contract selected on August 30, 2022 and was added to the Padres' 40-man roster.

## 2021

- Split the season between Single-A Charleston and Bowling

Green...went a combined 3-0 and converted 8 of his 10 save opportunities, along with a 2.59 ERA (18 ER, 62.2 IP) and a .221 opp. AVG across 36 relief appearances.

- Began the season with CSC and converted 7 of his 8 save opportunities with a 1.42 ERA (6 ER, 28.0 IP).
- Allowed just 1 earned run through his first 10 appearances (0.47 ERA) with 28 strikeouts against 5 BB from May 5-June 16.
- Gave up just 1 HR with CSC, which came in his 6th appearance of the season (May 28 vs. Fayetteville)...still recorded his first save of the season, the 3rd of his career and his first since 2017 with the Gulf Coast League Rays.
- Promoted to BG on Aug. 1, where he competed for the remainder of the season.
- Allowed an earned run in back-to-back outings just 3 times, including his 2nd and 3rd outings with BG...issued career highs in earned runs (5) and walks (5) in his 3rd outing on Aug. 8 at Wilmington.

- Worked 2.0 innings-or-more in 6 consecutive outings to finish off August from Aug. 12-29, allowing just 2 ER (1.49 ERA).
- On the season, worked 2.0 IP-or-more in 19 of his 36 app., and allowed 1 or fewer earned runs in 30 of his 36 app.

## 2020

- Did not pitch due to the COVID-19 pandemic and was not a part of the Rays' 60-man player pool at their alternate training site.

## 2019

- Spent the entire campaign with the Advanced Rookie-Level Princeton Rays, going 3-4 with a 4.45 ERA (15 ER, 30.1 IP) across 15 relief appearances.
- Worked 3.0-hitless innings and earned the win in his season debut on June 20 at Danville.
- Allowed 2 unearned runs on 2 hits and a walk across a career-high-tying 4.0 innings on July 5 vs. Danville (also pitched 4.0 innings on June 11, 2016 with the DSL Rays (R)).
- Did not allow an earned run from Aug. 1-16, surrendering just 5 hits across the 9.0 IP.
- Posted a 5.63 ERA in his 3 June appearances, a 5.79 ERA across his 5 July 5 appearances, and a 2.77 ERA in his 7 August appearances.

# ANGEL FELIPE



## 2015-18

- Spent all of **2018** with the Gulf Coast League Rays for the second consecutive season, going 1-1 with a 6.17 ERA (16 ER, 23.1 IP) with 26 SO and 15 BB in 12 relief appearances.
- Spent the entire **2017** season with the Gulf Coast League Rays, going 0-2 with a 14.25 ERA (19 ER, 12.0 IP) with 14 SO against 18 BB in 10 relief appearances.
- Spent all of **2016** with the Dominican Summer League

Rays for the second consecutive season...made 13 total appearances, and his 6 starts were the only starts made in his professional career...went 1-3 with a 4.15 ERA (12 ER, 26.0 IP) with 18 SO and 21 BB.

- Made his professional debut in **2015** with the Dominican Summer League Rays, making 7 relief appearances (9.1 IP, 8.68 ERA).

## ANGEL FELIPE CAREER PITCHING

Season	Team	League	W	L	ERA	G	GS	CG	SV	SVO	IP	H	R	ER	HR	HB	BB	SO	WHIP	AVG	AB	WP	GIDP	TBF	NP/S
2015	DSL RAY	ROK	1	2	8.68	7	0	0	0	1	9.1	4	10	9	0	1	13	6	1.82	.129	31	12	0	46	113/45
2016	DSL RAY1	ROK	1	3	4.15	13	6	0	1	1	26.0	23	19	12	0	3	21	18	1.69	.258	89	14	8	116	221/127
2017	RAY	ROK	0	2	14.25	10	0	0	1	1	12.0	19	19	19	1	2	18	14	3.08	.358	53	6	0	73	159/81
2018	RAY	ROK	1	1	6.17	12	0	0	0	0	23.1	30	17	16	0	2	15	26	1.93	.309	97	9	0	117	226/152
2019	PRN	ROA	3	4	4.45	15	0	0	0	1	30.1	23	23	15	0	4	24	36	1.55	.198	116	8	3	144	545/313
2021	CSC	A	2	0	1.42	21	0	0	7	8	38.0	31	8	6	1	4	17	45	1.26	.223	139	7	6	162	566/362
2021	BG	A+	1	0	4.38	15	0	0	1	2	24.2	20	17	12	3	2	16	33	1.46	.217	92	7	4	112	402/252
2021	2 Teams	Minors	3	0	2.59	36	0	0	8	10	62.2	51	25	18	4	6	33	78	1.34	.221	231	14	10	274	968/614
2022	SA	AA	3	5	3.18	32	0	0	11	14	39.2	36	19	14	1	4	25	49	1.54	.240	150	4	4	180	707/435
2022	ELP	AAA	2	1	4.43	19	0	0	3	3	22.1	13	11	11	0	4	11	35	1.07	.167	78	3	1	94	377/234
2022	2 Teams	Minors	5	6	3.63	51	0	0	14	17	62.0	49	30	25	1	8	36	84	1.37	.215	228	7	5	274	1084/669
Career		Minors	14	18	4.55	144	6	0	24	31	225.2	199	143	114	6	26	160	262	1.59	.236	845	70	26	1044	3316/2001

## CAREER TRANSACTIONS

OPTIONS USED: 1/3

2015 Signed by TB as an international free agent, June 15

2022 Signed by SD as a minor league free agent, January 4



# JUAN FERNANDEZ

NRI

Height: 5-9      Bats: R  
Weight: 203      Throws: R

92  
C

Full Name	Juan Carlos Fernandez Suarez
Date of Birth	March 7, 1999 in Carabobo, Venezuela
Current Residence	Carabobo, Venezuela
2023 Opening Day Age	24
MLB Service Time	0.000
How Obtained	Signed as an international free agent on March 2, 2016
Contract Status	Signed through 2023

## QUICK HITS

- Received his 2nd invite to Padres' Major League Spring Training, with his first invite coming in 2021.
- Played in 370 minor league games in all levels of SD's minor league system from 2016-22, batting .265 with 57 doubles, 9 triples and 17 home runs.
- After spending the majority of his career at catcher, he made more appearances at first base (33) and third base (30) than he did behind the dish (15) in '22. Also made 29 appearances (all starts) as the designated hitter.
- Converted 11 of his 13 stolen base opportunities in '22, which were 3 more than 8 total swipes he had combined from 2016-21.

## 2022 SEASON

- Split the campaign between San Antonio (AA) and El Paso (AAA), posting career highs in games played (110), at-bats (405), total hits (114), RBI (62), runs scored (37), walks (36) and stolen bases (11), while slashing .281/.353/.333.
- Began the season with ELP and hit safely in 3 of his 4 games played before being transferred to SA on April 28... placed on the 7-day IL on July 5 and was activated on July 14...transferred back to ELP on Sept. 23 where he hit safely in all 3 of his games played.
- Hit safely in 6 of his 7 games played for ELP, including 5 multi-hit efforts at a .440 clip.
- 5 of his 7 starts came as the designated hitter for the Chihuahuas, while he also made 1 start at both catcher and first base.
- His lone HR of the season came in his final game of the campaign on Sept. 27 at Albuquerque.
- Collected 31 multi-hit efforts in his 110 games played...had 50 multi-hit performances in his 260 games played from 2016-21.
- Converted 11 of his 13 stolen base opportunities, which were 3 more than 8 total swipes he had combined from 2016-21.
- Posted 2 separate hitting streaks of 10+ games (10 G, May 20-31, .375 AVG & 12 G, Aug 16-28, .422 AVG).
- While with SA, faced more than 3 times as many right-handers (300) than lefties (80) and hit .273 vs. RHP and .263 vs. LHP.

- Hit .350 (41-for-117) with runners in scoring position, including 8-for-19 (.421) with the bases loaded.
- Spent most of the season batting 5th (.304) and 6th (.226) in the Missions' batting order. Also batted 3rd on 14 occasions, 4th 13 times, 2nd 5 times, 7th 7 times and once in the leadoff, 8 and 9 holes.
- In the field for SA, he made 32 appearances (30 starts) at first base, 30 starts at third base, 24 starts as the designated hitter, 14 appearances (11 starts) at catcher and 6 appearances (5 starts) at second base.
- Posted a .973 fielding % (12 errors in 452 total chances).

## 2021

- Spent the entire campaign with San Antonio (AA), hitting .226 (58-for-257) with a career-high 8 HR, as well as 9 doubles, 2 triples, 27 runs scored and 28 RBI in 72 games played.
- Played an even 36 games at both home and away, batting .183 (22-for-120) at home and .263 (36-for-137) in away games.
- Hit .217 in 16 May games, .309 in 14 June games, .164 in 16 July games, .232 in 17 August games, .194 in 9 September games.
- Made 69 starts behind the dish, posting a .989 fielding percentage (5 errors in 451 total chances).

## 2020

- Did not pitch competitively due to the COVID-19 pandemic and was not a part of the Padres' 60-man player pool at their alternate training site.

## 2019

- Played 53 games with Fort Wayne (A), batting .274 (49-for-179) with 9 2B, 2 3B, 2 HR, 26 RBI, 22 runs scored and 17 BB.
- Posted a .348 OBP after he had a .296 OBP in 2018 with FW...was the 3rd consecutive season in which he's had 22+ runs scored.
- Placed on the 7-day IL on August 25 and was reinstated on September 13.
- Caught 414.0 innings in 49 games behind the plate (all starts)...made 4 errors in 439 total chances and allowed just 2 passed balls.



# JUAN FERNANDEZ



## 2018

- Played his 1st season at the Single-A level with Fort Wayne, playing in 66 games and slashing .224/.296/.306...also had a career-high 52 hits with 13 2B, 2 HR, 23 RBI, 20 BB and 22 runs scored.
- Made 44 appearances at catcher (all starts) in 382.0 innings...committed 7 errors in 420 total chances with 3 passed balls.

## 2016-2017

- In **2017**, split the campaign between the Rookie-Level Arizona League Padres 1 and Padres 2, playing in 35 games and hitting .295 (33-for-112) with a .368 OBP and a .491 SLG...appeared in 34 games at catcher, making 29 starts.
- In his 1st professional campaign in **2016** with the Rookie-Level Dominican Summer League Padres, hit .353 (30-for-85) in 33 games.

### JUAN FERNANDEZ CAREER BATTING

Season	Team	League	AVG	G	AB	R	H	2B	3B	HR	RBI	BB	SO	SB	CS	OBP	SLG	OPS	PA	HBP	SAC	SF	GIDP
2016	DSL PAD	ROK	.353	33	85	13	30	3	1	1	17	17	16	0	1	.472	.447	.919	109	4	1	2	1
2017	SD1	ROK	.250	8	24	5	6	1	0	1	3	0	0	0	0	.280	.417	.697	25	1	0	0	0
2017	SD2	ROK	.307	27	88	18	27	8	2	2	15	9	14	3	1	.390	.511	.901	100	3	0	0	3
2017	2 Teams	Minors	.295	35	112	23	33	9	2	3	18	9	14	3	1	.368	.491	.859	125	4	0	0	3
2017	2 Teams	ROK	.295	35	112	23	33	9	2	3	18	9	14	3	1	.368	.491	.859	125	4	0	0	3
2018	FW	A(Full)	.224	66	232	22	52	13	0	2	23	20	49	0	4	.296	.306	.602	258	4	1	1	1
2019	FW	A(Full)	.274	54	179	22	49	9	2	2	26	17	31	2	0	.348	.380	.728	201	4	0	1	3
2021	SA	AA	.226	72	257	27	58	9	2	8	28	28	60	3	2	.313	.370	.683	292	5	1	1	8
2022	SA	AA	.271	103	380	35	103	14	2	0	55	34	72	11	2	.345	.318	.663	431	10	2	2	10
2022	ELP	AAA	.440	7	25	2	11	0	0	1	7	2	4	0	0	.481	.560	1.041	27	0	0	0	0
2022	2 Teams	Minors	.281	110	405	37	114	14	2	1	62	36	76	11	2	.353	.333	.686	458	10	2	2	10
Career		Minors	.265	370	1270	144	336	57	9	17	174	127	246	19	10	.344	.364	.708	1443	31	5	7	26

### CAREER TRANSACTIONS

OPTIONS USED: 0/3

2016 Signed by SD as an international free agent, March 2



# WILMER FONT



Height: 6-4      Bats: R  
Weight: 255      Throws: R

wilmerfont

# 54

RHP

Full Name	Wilmer Font
Date of Birth	May 24, 1990 in La Guaira, Venezuela
Current Residence	Doral, Florida
2023 Opening Day Age	32
MLB Service Time	3.085
MLB Debut	September 18, 2012 @ LAD (with TEX)
How Obtained	Signed as a minor league free agent on January 3, 2023
Contract Status	Signed through 2023

## QUICK HITS

- Spent the 2021-22 seasons with the SSG Landers of the KBO, pitching to a combined record of 21-11 with a 3.03 ERA (111 ER, 329.2 IP). Tossed 9.0 perfect innings in his first start of 2022 vs. the NC Dinos in a 4-0, 10-inning win.
- Named Pacific Coast League Pitcher of the Year in 2017 when he went 10-8 with a 3.42 ERA and struck out an Oklahoma City record 178 batters.
- Made his MLB debut on September 18, 2012. His first career strikeout came 10 days and 2 appearances later when he punched out Mike Trout.

## 2022 SEASON

- In his sophomore season for the SSG Landers in the Korean Baseball Organization (KBO), went 13-6 in 28 starts (20 quality starts...in 184.0 IP, allowed only 55 ER (2.69 ERA) and 34 walks while striking out 170 batters.
- In his first start of 2022, tossed 9.0 perfect innings against the NC Dinos but was not credited with a perfect game as he was replaced by reliever Kim Taek-hyeong in the bottom of the 10th of a 4-0 win.
- In his two seasons (53 games) in the KBO, posted a 3.03 ERA (111 ER, 329.2 IP) with 327 strikeouts while allowing 79 walks.

## 2021

- In his first year in the Korean Baseball Organization (KBO), posted a 8-5 record with a 3.46 ERA (56 ER in 145.2 IP) with 157 strikeouts over 25 starts for the Landers in 2021.

## 2020

- In the shortened 2020 campaign, tied for the 4th-most appearances on TOR's staff (21), pitching to a 1-3 record and a 9.92 ERA (18 ER in 16.1 IP).

## 2019

- Started the year with the Rays and made 10 relief appearances, striking out 18 batters in 14.0 IP before being traded to the Mets on May 6...pitched in 15 games for NYM

## ACCOLADES

*Baseball America Triple-A All-Star (2017, Oklahoma City)*

**Pacific Coast League Pitcher of the Year, Mid and Post-Season All-Star (2017, Oklahoma City)**

- (3 starts) combining for a 4.94 ERA (17 ER in 31.0 IP).
- Returned to the Jays after being traded on July 17 for cash considerations...earned the win in his TOR debut on July 20 @ DET striking out 4 over 2.0 IP (2 H, ER, HR).
- Threw 2.1 IP on Aug. 7 @ TB in a start vs. his former team while tying his career high with 5 strikeouts.
- Did not allow a run over 13.1 IP from July 27-Aug. 18, the longest scoreless streak of his career.
- Overall, held a 3.66 ERA (16 ER, 39.1 IP) over 23 games for the Blue Jays (11 BB, 53 strikeouts)...in 14 starts, allowed 10 ER in 24.1 IP for a 3.70 ERA (20 H, 9 walks, 34 strikeouts).

## 2018

- Made the Dodgers' Opening Day roster and appeared in 6 games before being DFA'd on April 23 and traded to the Athletics for minor leaguer LHP Logan Salow.
- Allowed 11 runs in 6.2 IP over 4 appearances for the A's... DFA'd on May 23 and traded to the Rays in exchange for RHP Peter Bayer on May 25.
- Posted a 1.67 ERA (5 ER, 27.0 IP) in 9 games (5 starts) with the Rays, compared to a 12.71 ERA in 10 app. before the trade.
- Made his first career start on June 8 vs. SEA and struck out 5 batters over 2.1 IP...had his longest career outing on June 23 vs. NYY, throwing 5.2 IP in his 4th start (26th game) while earning his first career win.
- Season ended on June 30 when he landed on the DL with a right lat strain.

## 2017

- Named the Pacific Coast League Pitcher of the Year after leading the league with a 3.42 ERA, a 1.11 WHIP, a .222 opponents' batting average and 178 strikeouts...his strikeout total was the highest in Oklahoma City (AAA) history...also tied for 3rd in the league with 10 wins.

- Named to the PCL Mid-Season and Post-Season All-Star teams...also dubbed a *Baseball America* Triple-A All-Star.
- Was named PCL Pitcher of the Week on two occasions: May 15-21 and July 10-16.
- Selected to the Dodgers' Major League roster on Sept. 2 and pitched in relief that night in San Diego, his first big-league action since 2013.

## 2016

- Split the season between New Hampshire (AA) and Buffalo (AAA)...went 4-4 with a 3.68 ERA in 12 games (11 starts).
- Signed with the Toronto Blue Jays on July 7 after 10 outings (9 starts) for the Ottawa Champions.

## 2015

- Spent the year pitching for the Ottawa Champions of the independent Can-Am League, going 10-4 with a 4.09 ERA in 21 games (20 starts)...made three appearances for Caracas in the Venezuelan Winter League.

## 2014

- Was limited to only 29 appearances for Double-A Frisco due to two stints on the disabled list before being designated for assignment by the Rangers on Oct. 2.

## 2013

- Spent most of the 2013 season in the minors, aside from a one-week stint on the Rangers active roster.
- Combined to go 2-2 with a 1.04 ERA over 42 G split between Double-A Frisco (26 G) and Triple-A Round Rock (16 G).
- Pitched to a 2.08 ERA (4 ER, 17.1 IP) in 18 appearances for Caracas of the Venezuelan Winter League.

## 2012

- Returned from Tommy John surgery starting in Myrtle Beach (A) before being promoted to Frisco (AA)...between MB and FR, combined to go 4-5 with a 4.03 ERA in 33 games (19 starts) striking out 138 while only walking 44 in 98.1 IP.
- Made the jump straight from AA to the Major Leagues when he was promoted to the Rangers on September 16...made his ML debut two days later on September 18 pitching a scoreless 6th in a 11-3 loss at Los Angeles (AL).
- On September 28, recorded his first career strikeout when he caught Mike Trout looking as part of a scoreless 8th.
- Ranked 3rd among TEX minor leaguers with 138 strikeouts.
- *Baseball America* ranked him the organization's No. 22 prospect following the season and tabbed him as having the Best Fastball in the organization.

## 2007-11

- Missed the **2011** season recovering from Tommy John surgery.
- Combined for 16 starts in **2010** between Hickory (A) and Bakersfield (A) before being shut down with elbow soreness...attempted to rehab before opting for Tommy John surgery performed on Oct. 1 by Dr. Keith Meister.
- Made 29 appearances (24 starts) with Hickory (A) in **2009**.
- Missed the majority of the **2008** season with shoulder soreness and knee tendinitis.
- Began his professional career in **2007** with the AZL Rangers.

## PERSONAL

- Enjoys working on his Jeep...began teaching himself mechanic skills when he was 16 years old by experimenting and taking things apart.
- Grew up idolizing fellow Venezuelan Andres Galarraga.
- Favorite food is arepas – baked cornmeal patties stuffed with cheese or meat – and chicken with rice.

## WILMER FONT CAREER PITCHING

Season	Team	League	W	L	ERA	G	GS	CG	SV	SVO	IP	H	R	ER	HR	HB	BB	SO	WHIP	AVG	AB	WP	GDP	TBF	NP/S
2007	RAN	ROK	2	3	4.53	14	10	0	0	0	45.2	41	33	23	2	6	24	61	1.42	.238	172	3	2	206	417/303
2008	RAN	ROK	1	0	10.38	3	0	0	0	0	4.1	1	5	5	1	3	1	6	0.46	.071	14	0	0	18	34/26
2009	HIC	A(Full)	8	3	3.49	29	24	0	0	1	108.1	93	51	42	4	9	59	105	1.40	.231	403	16	0	481	957/659
2010	HIC	A(Full)	4	1	5.16	7	7	0	0	0	29.2	35	18	17	3	1	13	33	1.62	.294	119	5	0	136	248/192
2010	BAK	A(Adv)	1	2	3.86	9	9	0	0	0	49.0	38	26	21	5	2	32	52	1.43	.217	175	1	2	212	432/288
2010	2 Teams	Minors	5	3	4.35	16	16	0	0	0	78.2	73	44	38	8	3	45	85	1.50	.248	294	6	2	348	680/480
2012	MB	A(Adv)	2	5	4.21	23	19	0	0	0	83.1	58	41	39	10	3	37	109	1.14	.198	293	8	6	337	824/590
2012	FRI	AA	2	0	3.00	10	0	0	1	3	15.0	9	5	5	1	1	7	29	1.07	.170	53	1	0	62	247/170
2012	TEX	MLB	0	0	9.00	3	0	0	0	0	2.0	0	2	2	0	0	4	1	2.00	.000	6	1	0	10	53/30
2012	2 Teams	Minors	4	5	4.03	33	19	0	1	3	98.1	67	46	44	11	4	44	138	1.13	.194	346	9	6	399	1071/760
2013	FRI	AA	1	2	1.41	26	0	0	10	10	32.0	14	8	5	2	2	24	45	1.19	.132	106	4	4	134	579/347
2013	RR	AAA	1	0	0.45	16	0	0	4	4	20.0	8	3	1	0	2	10	26	0.90	.119	67	4	2	79	350/211
2013	TEX	MLB	0	0	0.00	2	0	0	0	0	1.1	1	0	0	0	0	2	0	2.25	.200	5	0	0	7	28/13
2013	2 Teams	Minors	2	2	1.04	42	0	0	14	14	52.0	22	11	6	2	4	34	71	1.08	.127	173	8	6	213	929/558
2014	FRI	AA	2	1	3.48	29	0	0	3	4	31.0	25	13	12	2	1	17	31	1.35	.214	117	1	1	136	602/370
2016	NH	AA	3	2	3.47	8	8	0	0	0	46.2	41	19	18	7	2	7	47	1.03	.234	175	1	4	184	738/498
2016	BUF	AAA	1	2	4.19	4	3	0	0	0	19.1	20	9	9	1	2	5	8	1.29	.267	75	3	3	82	280/193
2016	2 Teams	Minors	4	4	3.68	12	11	0	0	0	66.0	61	28	27	8	4	12	55	1.11	.244	250	4	7	266	1018/691
2017	OKC	AAA	10	8	3.42	25	25	0	0	0	134.1	114	52	51	11	3	35	178	1.11	.222	513	2	6	554	2296/1548
2017	LAD	MLB	0	0	17.18	3	0	0	0	0	3.2	7	7	7	2	0	4	3	3.00	.389	18	0	0	22	91/53
2018	LAD	MLB	0	2	11.32	6	0	0	0	1	10.1	18	13	13	5	0	1	7	1.84	.383	47	0	0	48	213/148
2018	OAK	MLB	0	0	14.85	4	0	0	0	0	6.2	13	11	11	5	0	4	9	2.55	.394	33	1	0	37	162/96
2018	TB	MLB	2	1	1.67	9	5	0	0	0	27.0	15	5	5	2	1	11	20	0.96	.158	95	0	2	107	466/291
2018	3 Teams	MLB	2	3	5.93	19	5	0	0	1	44.0	46	29	29	12	1	16	36	1.41	.263	175	1	2	192	841/535
2019	TB	MLB	1	0	5.79	10	0	0	0	0	14.0	15	9	9	2	0	5	18	1.43	.273	55	1	2	60	287/188
2019	NYM	MLB	1	2	4.94	15	3	0	0	1	31.0	29	17	17	8	2	13	24	1.35	.244	119	1	2	134	563/349
2019	TOR	MLB	2	3	3.66	23	14	0	0	0	39.1	34	16	16	7	1	11	53	1.14	.230	148	0	2	162	691/460
2019	3 Teams	MLB	4	5	4.48	48	17	0	0	1	84.1	78	42	42	17	3	29	95	1.27	.242	322	2	6	356	1541/997
2020	TOR	MLB	1	3	9.92	21	0	0	0	1	16.1	28	19	18	2	1	9	15	2.27	.378	74	1	2	85	368/233
Career		MLB	7	11	5.82	96	22	0	0	3	151.2	160	99	98	33	5	64	150	1.48	.267	600	5	10	672	2922/1861
Career		Minors	38	29	3.61	203	105	0	18	22	618.2	497	283	248	49	37	271	730	1.24	.218	2282	49	30	2621	8004/5395

## KBO (KOREA)

Year	Team	ERA	WHIP	W	L	SV	H	G	G	SHO	QS	TBF	NP	IP	R	ER	H	2B	3B	HR	SO	BB	HB	WP
2022	SSG	2.69	0.95	13	6	0	0	28	28	1(0)	20	729	2769	184.0	63	55	141	22	3	18	170	34	6	5
2021	SSG	3.46	1.09	8	5	0	0	25	25	0(0)	13	604	2526	145.2	66	56	114	22	1	12	157	45	6	2
Career		3.03	1.01	21	11	0	0	53	53	1(0)	33	1333	5295	329.2	129	111	255	44	4	30	327	79	12	7

## CAREER TRANSACTIONS

OPTIONS USED: 4/4

2006	Signed by TEX as an international free agent, July 11
2016	Signed by TOR as a minor league free agent, July 8
	Signed by LAD as a minor league free agent, December 31
2018	Acquired by OAK from LAD in exchange for LHP Logan Salow, April 25
	Acquired by TB from OAK in exchange for RHP Peter Bayer, May 25
2019	Acquired by NYM from TB in exchange for future considerations, May 6
2019	Acquired by TOR from NYM in exchange for cash considerations, July 17
2023	Signed by SD as a minor league free agent, January 3



# LUÍS GARCÍA

Height: 6-2      Bats: R  
Weight: 249      Throws: R

luisgarcia57

# 66

RHP

Full Name	Luis Amado García
Date of Birth	January 30, 1987 in Santo Domingo, Dominican Republic
Current Residence	Santo Domingo, Dominican Republic
2023 Opening Day Age	36
MLB Service Time	7:007
MLB Debut	July 10, 2013 vs. WSH (with PHI)
How Obtained	Signed as a Major League free agent on December 1, 2021
Contract Status	Signed through 2023

## QUICK HITS

- Signed by the Padres as a Major League free agent on a 2-year contract through the 2023 season on December 1, 2021.
- Prior to SD, he played parts of 9 big league seasons between PHI (2013-18), LAA (2019), TEX (2020) and STL (2021).
- Among all ML relievers who tossed at least 90.0 innings in 90+ appearances across the 2021-22 seasons, his 5 home runs allowed tied with Emmanuel Clase and Aaron Loup for fewest in the Majors, while his 0.48 HR/9 IP ratio T-8th lowest.
- Luis' nickname is "Amadito," and Garcia's father's name is Amador, so it means "Little Amado" in English. Amado is also Garcia's middle name.

## 2022 SEASON

- In his first season with the Padres, he led the SD pen with 64 relief appearances, which ranked T-16th-most among all NL hurlers.
- Led all SD relievers with 20 holds, which ranked T-6th in the NL with NYM's Adam Ottavino...the NL hold leaders were ATL's A.J. Minter (35), MIL's Brad Boxberger (29) and Devin Williams (26), PHI's Jose Alvarado (22) and ARI's Joe Mantiply (22).
- His 4 wins and 6 losses tied his career highs from 2014 with PHI, while his 3 saves were a career high, surpassing his 2 in 2015, '17 and '21.
- His only IL stint came at the beginning of the season with a right oblique strain before being reinstated on April 15.
- Did not allow an earned run in 20 of his first 23 app. from April 15-June 11, recording all 4 of his winning decisions and 10 holds over that stretch.
- Did not walk a batter across his first 10 appearances and 38 batters faced from April 15-May 10.
- Posted a season-high 8.0-scoreless inning streak from May 23-June 11 (G1)
- Allowed runs in 6 of his 11 app. from June 12-July 9 (6.35 ERA) before posting scoreless outings in 24 of his final 30 from July 14-October 4, converting all 3 of his SVO with 6 holds over that span (2.96 ERA, .223 AVG, 10.21 SO/9 IP).

## ACCOLADES

2x MiLB.com Organization All-Star (2013-14, PHI)

International League Mid-Season All-Star (2014, Lehigh Valley)



- Allowed just 3 hits off his slider (3-for-60, .050 AVG), his 2nd-most used pitch (32.1%)...those 2 hits accounted for 2 of the 3 HR he allowed all season: (Wilmer Flores, July 9 and Ryan McMahon, June 18)...40 of his 68 strikeouts also came vs. the slider.
- Ranked in the 98th percentile in fastball velocity, with his sinker averaging 98.7 mph.
- **POSTSEASON:** Was scoreless in three of his four Postseason appearances, allowing just 1 run and 3 hits across his 4.2 innings of work.
- Made his 2nd career Postseason appearance in Game 1 of the Wild Card Series on Oct. 7 vs. the Mets, following starter Yu Darvish (7.0 IP) and Robert Suarez (1.0 IP)...tossed a scoreless 9th frame, allowing 1 hit and 1 BB while striking out 1 in SD's 7-1 victory.
- Made his 1st career Division Series appearance in Game 3

# LUIS GARCÍA



vs. LAD on Oct. 14, earning his 1st career Postseason hold with a scoreless/hitless 7th inning, striking out 2 of the 3 batters he faced on 15 pitches in SD's 2-1 victory.

- Followed Yu Darvish and Nick Martinez with a scoreless 9th inning in Game 1 of the NLCS Oct. 18 vs. PHI, retiring all 3 batters he faced on 8 pitches in SD's 2-0 defeat.
- The former Phillie (2013-18) entered Game 4 of the NLCS in the 5th inning on Oct. 22 and allowed 1 run on 2 hits, allowing a HR to Kyle Schwarber in SD's 10-6 defeat.

## 2021

- Went 1-1 with a 3.24 ERA (12 ER, 33.1 IP), 0.99 WHIP and 34 SO against 8 BB over 34 appearances with STL.
- Among all NL pitchers with a least 30 appearances, his 34 baserunners allowed tied for 3rd fewest.
- Allowed just 2 home runs to his 135 batters faced.
- Prior to being signed as a minor league free agent by STL on July 9, he appeared in 18 games with the Yankees' Triple-A affiliate (Scranton/Wilkes-Barre), posting a 3.63 ERA.
- His 4.25 SO/BB ratio, 0.99 WHIP, and 32.1 swing-and-miss % all ranked 3rd on the Cardinals' pitching staff.

**POSTSEASON:** Made his Postseason debut came in the 2021 Wild Card Game vs. the Dodgers on October 6, 2021...relieved starter Adam Wainwright in the 6th inning and tossed 1.2-scoreless innings of 1-hit, 1-walk ball in STL's 3-1 defeat.

## 2020

- Went 0-2 with a 7.56 ERA (7 ER/8.1 IP) in 11 app. (2 starts) for the Rangers in the shortened 2020 campaign...originally signed by TEX as a minor league free agent on Jan. 9, 2020.
- Both starts came as an 'opener' on September 1 @ HOU (1.0 SHO IP) and September 11 vs. OAK (L, 0.0 IP, 4 R-ER).
- Contract was selected from Alternate Training Site on August 18...had been assigned to ATS on July 19.
- Designated for assignment on September 15...cleared waivers and elected free agency on September 18.

## 2019

- Was on the Angels' Opening Day roster and ranked among staff leaders in appearances (3rd, 64) and holds (4th, 6)...opponents hit .257 overall, posting nearly identical splits vs. LHB (.255) and RHB (.260).

# LUIS GARCÍA

- Surrendered a career-worst 1.89 HR/9 IP (12 HR/60.0 IP), the highest rate among qualified LAA relievers.
- Posted a 2.25 ERA (4 ER, 16.0 IP) in 18 outings before lading on the IL (May 13-25) due to a lumbar spine spasm.
- Earned the win in 1st appearance following the IL stint on May 26 vs. TEX, but compiled a 5.20 ERA (26 ER, 45.0 IP) in final 45 outings from May 27 until the end of the season.
- Made his 1st career Major League start on May 30 @ SEA as an 'opener' (1.0 IP, 1 H, 0 R-ER, 0 BB, 0 SO).
- Elected free agency on October 28.

## 2018

- Made Opening Day roster with Phillies for the second time in his career (also: 2015), and ranked 5th among NL relievers with inherited runners stranded rate of 80.6% (29 of 37).
- Missed over 1 month on IL with right wrist strain
- Struck out 28 batters in final 20.2 IP (26 appearances).

## 2017

- With Phillies, finished 3rd among NL relievers with rate of 0.38 home runs allowed per nine innings, and he set career bests in ERA (2.65) and innings pitched (71.1).
- Went 31.0 consecutive innings without allowing a homer from May 25-August 4 (36.2 IP).
- Had career-high 21.2 inn. scoreless streak June 14-July 29 (18 games)...longest single season streak for a PHI reliever since Larry Andersen's club relief record 32.2 IP in 1984.

## 2016

- Appeared in 17 games for Phillies across four stints in MLB.
- Became Triple-A Lehigh Valley's all-time saves leader with his 38th Triple-A save July 30 @ Rochester.

## 2015

- Made a career-high 72 app. in his 1st full season in the Majors..posted 1.14 ERA (4 ER, 31.2 IP) vs. NL East opponents, the lowest mark among all MLB relievers (min. 30 IP).
- Earned his 1st ML save on May 17 vs. ARI (2.0 IP), and it was the 1st save of 2.0-or-more innings by a Phillies pitcher since Ryan Madson on Sept. 29, 2009 vs. HOU.

## 2006-14

Had four stints with Phillies in **2014** but spent majority of season with Triple-A Lehigh Valley...did not allow a run across final 6 ML app. (6.2 IP) and held opponents to a .095 (2-for-21) average...finished tied for International League lead in saves (22)...selected to IL All-Star Team and earned Paul Owens Award as best pitcher in PHI minors system...in **2013**, made his MLB debut with Phillies July 10 vs. WSH and worked 1.0 scoreless inning...fanned Ryan Zimmerman for 1st career SO in that appearance...had six straight scoreless appearances to begin his Major League career (7.2 IP) and earned 1st ML win in final appearance of season Sept. 28 at ATL with 2.0 shutout frames...in **2012**, appeared in nine games for Newark of the independent Can-Am League, all in June...did not pitch professionally in **2011**...opened the **2010** season with Single-A Potomac and transferred to Single-A Hagerstown on June 2, where he spent the remainder of the season...began the **2009** season with Single-A Great Lakes and did not allow an ER over his first 11.2 innings...traded to WSH on August 30 and pitched in 2 games for Potomac in September...in **2008**, spent the year with Rookie-Level Ogden, and 5 of his 21 app. were scoreless (71%)...in **2007**, pitched for the GCL Dodgers, and he began his pro career in **2006** with the DSL Dodgers.

## PERSONAL

- Attended Escuela José Bordas Valdez (Santo Domingo, D.R.), where he played baseball, basketball and volleyball.
- Enjoys spending time at farms and relaxing by the river.
- Pitched for Estrellas de Oriente in Dominican Winter League following 2013, 2014 and 2016 seasons.

## CAREER TRANSACTIONS

OPTIONS USED: 3/3

2004	Signed by LAD as an international free agent, January 22
2009	Acquired by WSH along with a PTBNL (LHP Victor Garate) from LAD in exchange for INF Ronnie Belliard, August 30
2013	Signed by PHI as a minor league free agent, March 25
2018	Acquired by LAA from PHI in exchange for LHP Jose Alvarez, December 6
2020	Signed by TEX as a minor league free agent, January 9 Signed by NYY as a minor league free agent, December 18
2021	Signed by STL as a minor league free agent, July 9 Signed by SD as a major league free agent, December 1



# LUIS GARCÍA



## LUIS GARCÍA CAREER PITCHING

Season	Team	League	W	L	ERA	G	GS	CG	SV	SVO	IP	H	R	ER	HR	HB	BB	SO	WHIP	AVG	AB	WP	GDP	TBF	NP/S
2006	DSL DOD	ROK	2	1	4.32	11	6	0	0	0	33.1	28	21	16	1	3	20	16	1.44	.219	128	8	2	153	264/163
2007	DGR	ROK	3	0	3.55	12	0	0	0	1	25.1	29	11	10	0	2	17	17	1.82	.293	99	8	2	121	217/138
2008	OGD	ROK	3	0	2.40	21	2	0	9	11	30.0	22	14	8	1	2	17	37	1.30	.193	114	4	2	135	266/190
2009	GL	A	5	3	2.92	34	0	0	5	8	71.0	68	27	23	5	1	15	55	1.17	.245	277	7	4	296	479/399
2009	POT	A(Adv)	1	0	0.00	2	0	0	0	0	4.0	0	0	0	0	0	1	7	0.25	.000	12	0	0	13	30/26
2010	HAG	A(Full)	4	4	3.88	26	0	0	0	2	51.0	48	25	22	3	5	17	43	1.27	.250	192	10	4	221	385/295
2010	POT	A(Adv)	0	0	10.38	6	0	0	0	1	8.2	21	17	10	0	0	10	3	3.58	.488	43	2	0	57	96/54
2013	CLR	A(Adv)	0	1	1.37	14	0	0	7	7	19.2	15	3	3	2	1	5	20	1.02	.208	72	0	2	78	138/113
2013	REA	AA	2	1	2.45	11	0	0	1	2	11.0	10	3	3	1	0	3	13	1.18	.250	40	2	4	43	164/100
2013	LHV	AAA	0	0	0.82	8	0	0	3	3	11.0	5	1	1	0	0	4	8	0.82	.132	38	2	0	42	153/95
2013	PHI	MLB	1	1	3.73	24	0	0	0	0	31.1	27	15	13	3	1	23	23	1.60	.237	114	3	6	138	550/306
2014	LHV	AAA	2	1	0.96	39	0	0	22	25	46.2	35	8	5	0	1	16	52	1.09	.205	171	6	3	189	701/438
2014	PHI	MLB	1	0	6.43	13	0	0	0	0	14.0	14	12	10	2	0	13	12	1.93	.255	55	4	1	69	285/167
2015	PHI	MLB	4	6	3.51	72	0	0	2	4	66.2	72	28	26	4	0	37	63	1.64	.275	262	6	9	304	1154/608
2016	LHV	AAA	6	3	2.14	48	0	0	13	15	54.2	38	13	13	3	5	24	53	1.13	.203	187	8	9	219	809/503
2016	PHI	MLB	1	1	6.46	17	0	0	0	1	15.1	21	11	11	2	1	8	14	1.89	.318	66	2	0	76	292/171
2017	LHV	AAA	0	0	5.79	4	1	0	1	1	4.2	5	3	3	0	0	5	7	2.14	.263	19	0	0	24	91/51
2017	PHI	MLB	2	5	2.65	66	0	0	2	7	71.1	61	22	21	3	0	26	60	1.22	.229	266	9	8	295	997/623
2018	REA	AA	0	1	27.00	1	0	0	0	0	0.2	3	2	2	2	0	0	1	4.50	.600	5	0	0	5	26/14
2018	LHV	AAA	0	0	10.80	2	0	0	0	0	1.2	3	2	2	1	0	0	3	1.80	.375	8	1	0	8	27/20
2018	PHI	MLB	3	1	6.07	59	0	0	1	4	46.0	49	31	31	4	4	18	51	1.46	.271	181	7	5	204	764/476
2019	IE	A(Adv)	0	0	0.00	1	0	0	0	0	1.0	0	0	0	0	0	0	3	0.00	.000	3	0	0	3	13/9
2019	LAA	MLB	2	1	4.35	64	2	0	1	3	62.0	61	35	30	13	5	33	57	1.52	.257	237	7	9	278	1053/632
2020	TEX	MLB	0	2	7.56	11	2	0	0	0	8.1	10	9	7	1	0	9	11	2.28	.278	36	2	1	45	184/102
2021	SWB	AAA	1	2	3.63	18	0	0	11	11	17.1	16	8	7	2	0	3	19	1.10	.246	65	3	1	69	235/157
2021	STL	MLB	1	1	3.24	34	0	0	2	3	33.1	25	12	12	2	1	8	34	0.99	.202	124	3	0	135	501/332
2022	LE	A	0	0	0.00	2	0	0	0	0	2.0	2	0	0	0	0	0	3	1.00	.250	8	0	0	8	24/18
2022	SD	MLB	4	6	3.39	64	0	0	3	4	61.0	57	28	23	3	5	17	68	1.21	.243	235	7	7	259	966/617
Career		MLB	19	24	4.05	424	4	0	11	26	409.1	397	203	184	37	17	192	393	1.44	.252	1576	50	46	1803	6746/4114
Career		Minors	29	17	2.93	260	9	0	72	87	393.2	348	158	128	21	20	157	360	1.28	.235	1481	61	33	1684	4118/2783

## WILD CARD

Season	Team	League	W	L	ERA	G	GS	CG	SV	SVO	IP	H	R	ER	HR	HB	BB	SO	WHIP	AVG	AB	WP	GDP	TBF	NP/S
2021	STL	MLB	0	0	0.00	1	0	0	0	0	1.2	1	0	0	0	0	1	0	1.20	.167	6	0	0	7	27/16
2022	SD	MLB	0	0	0.00	1	0	0	0	0	1.0	1	0	0	0	0	1	1	2.00	.250	4	1	0	5	20/13
Career	2 Teams	MLB	0	0	0.00	2	0	0	0	0	2.2	2	0	0	0	0	2	1	1.50	.200	10	1	0	12	47/29

## DIVISION SERIES

Season	Team	League	W	L	ERA	G	GS	CG	SV	SVO	IP	H	R	ER	HR	HB	BB	SO	WHIP	AVG	AB	WP	GDP	TBF	NP/S
2022	SD	MLB	0	0	0.00	1	0	0	0	0	1.0	0	0	0	0	0	0	2	0.00	.000	3	0	0	3	15/9

## LEAGUE CHAMPIONSHIP SERIES

Season	Team	League	W	L	ERA	G	GS	CG	SV	SVO	IP	H	R	ER	HR	HB	BB	SO	WHIP	AVG	AB	WP	GDP	TBF	NP/S
2022	SD	MLB	0	0	3.38	2	0	0	0	0	2.2	2	1	1	1	0	0	2	0.75	.200	10	0	0	10	33/22

## POSTSEASON (COMBINED)

Season	Team	League	W	L	ERA	G	GS	CG	SV	SVO	IP	H	R	ER	HR	HB	BB	SO	WHIP	AVG	AB	WP	GDP	TBF	NP/S
2021	STL	MLB	0	0	0.00	1	0	0	0	0	1.2	1	0	0	0	0	1	0	1.20	.167	6	0	0	7	27/16
2022	SD	MLB	0	0	1.93	4	0	0	0	0	4.2	3	1	1	1	0	1	5	0.86	.176	17	1	0	18	68/44
Career		MLB	0	0	1.42	5	0	0	0	0	6.1	4	1	1	1	0	2	5	0.95	.174	23	1	0	25	95/60



# TRENT GRISHAM

Height: 5-11    Bats: L  
Weight: 221    Throws: L

@TrentGrisham  
trentgrisham

# 1 OF

Full Name	Trenton Marcus Grisham
Date of Birth	November 1, 1996 in Burleson, Texas
Current Residence	Fort Worth, Texas
2023 Opening Day Age	26
MLB Service Time	3.060
MLB Debut	August 1, 2019 @ OAK (with MIL)
How Obtained	Acquired from MIL along with Zach Davies in exchange for Eric Lauer, Luis Urfias and a PTBNL or cash considerations on November 27, 2019
Contract Status	Signed through 2023

## QUICK HITS

**SILVER LININGS** Despite turning in his lowest offensive splits to date in 2022, he ended the regular season posting career high totals in games played (152), home runs (17), walks (57), times hit-by-pitch (7) and sac bunts (7).

**PATROLLING THE OUTFIELD** His 17 outs above average in 2022 led the Majors, alongside ARI's Daulton Varsho. Since the start of the 2020 season through 2022, he had a team-leading 31 outs above average (next most was Manny Machado's 15 from 2020-22) which also paced all Major League center fielders over that span.

**STAY GOLDEN** In his 3rd season as a Padre in 2022, was awarded his 2nd-career Gold Glove award, becoming 1 of just 4 Padres to win multiple Gold Glove honors, joining Tony Gwynn (5), Steve Finley (2) and Dave Winfield (2).

**MR. RELIABLE** Appeared in a career-high 152 games for SD in 2022, tying Jurickson Profar and trailing just Jake Cronenworth's 158 games for most on the team. His 341 putouts led all NL outfielders, while his 148 appearances in the OF ranked 3rd among NL outfielders.


**WHEN IT MATTERS MOST** Appeared in all 12 of SD's 2022 Postseason games and became the fourth Padre in franchise history to hit 3+ home runs in a single Postseason, and just the 2nd to collect an RBI in 4 straight playoff games.

## 2022 SEASON

- Was a 2022 Gold Glove Award recipient after pacing all outfielders, alongside Arizona's Daulton Varsho, with his 17 outs above average.
- After winning his first Gold Glove in 2020, Grisham is one of just four Padres to win multiple Gold Glove Awards, joining Tony Gwynn (5), Steve Finley (2) and Dave Winfield (2).
- Ranked ninth among all outfielders with his 35.4 jump, which measures the correct direction a player tracks within the first 3 seconds after the bat makes contact with the ball.
- Also sat atop the NL outfield leaderboard in multiple defensive marks, including: putouts (1st, 341), games played (3rd, 148), zone rating (4th, .943), putouts per nine innings (4th, 2.69), fielding percentage (8th, .994) and innings (9th, 1143.0).
- Defensively, played the total of his 148 games in right field,

## ACCOLADES

- 2x Rawlings NL Gold Glove Award (2020 & 2022 - OF, SD)
- 2x MiLB.com Organization All-Star (2015 & 2019, MIL)
- Southern League Mid-Season All-Star (2019, Biloxi)
- Brewers Minor League Player of the Year (2019, MIL)
- Baseball America Rookie All-Star (2015)



where he turned in a .994 (2 E/346 TC) fielding percentage and posted career highs in innings played (1143.0), total chances (346), putouts (341), assists (3, tied w/ 2020) and games started (124).

- Despite turning in his lowest offensive rate stats to-date, he ended the regular season posting career highs in games played (152), home runs (17), walks (57), times hit-by-pitch (7) and sac bunts (7).
- Tied for seventh among NL outfielders in walks (57).
- His 7 sac bunts ranked as the fourth-most in the Majors.

**POSTSEASON:** His 8 runs scored during the Postseason tied with Ha-Seong Kim for the most in franchise history.

# TRENT GRISHAM



- Became the fourth Padre in franchise history to hit 3-plus home runs in a single Postseason...others include: Jim Leyritz (4, 1998), Ken Caminiti (3, 1996) and Greg Vaughn (3, 1998).
- Became just the fourth player in Postseason history to hit a home run in consecutive games vs. Cy Young winners when he took Max Scherzer and Jacob deGrom deep in Games 1 and 2 of the NL Wild Card Series.
- Is just the 2nd player in Padres history to collect an RBI in four consecutive Postseason games, joining Jim Leyritz who did so in 5-straight games to begin the 1998 Postseason.
- Played in all 12 Postseason games, where he hit .200 (8-for-40) with 8 runs, 3 home runs and 5 RBI, for a .729 OPS.
- bases (13), sacrifice flies (4), extra-base hits (46), go-ahead RBI (68), percent of swings put in play (39.8%), swing and miss % (21.7%), line drives (92) and overall WAR (3.2).
- In the field, appeared in 127 games in center field, making 118 starts...he made 4 errors in 280 total chances for a .986 fielding percentage...played 1043.1 innings in CF after playing 496.1 innings in center in his Gold Glove 2020 season with San Diego.
- His 59.5 take percentage ranked 10th highest in the Majors and 2nd on the team to just Tommy Pham's 61.8%.
- Made just 2 outfield assists in 127 games in 2021, but made 3 OF assists in 2020 in 59 games.
- Appeared in 13 games in a pinch-hit role, going 1-for-11 (.091) with his 1 pinch-hit knock going for a double.
- Hit in every batting order position except cleanup...hit .300 (7-for-40) when batting 5th and .304 (14-for-46) when batting 7th...hit 1st most often, appearing in 52 games batting leadoff, batting .248 (52-for-210).

## 2021

- Set career highs in games played (132), runs scored (61), doubles (28), home runs (15), RBI (62), walks (54), stolen

# TRENT GRISHAM



- Against left-handed pitchers, posted a .824 OPS...vs. righties, had a .712 OPS.
- In the 1st half, slashed .274/.357/.491 with a .849 OPS...in the 2nd half, slashed just .211/.296/.333 for a .629 OPS.
- Hit .296 (53-for-179) with runners on base with a .375 OBP and .508 SLG...with nobody on, he hit .208 (59-for-283).
- In 14 Interleague games, hit .304 (14-for-46) with a .938 OPS.
- Had a season-high 8 game hitting streak from May 9-15, batting .313 (10-for-32) in that time.
- Saw 4 separate streaks with 3 straight games with multiple hits, all tying the longest streaks of his career.
- Enjoyed a career-long 4-game extra-base hit streak from April 9-13 (1 double and 3 home runs).
- His 6 outs above average led the Padres...from the start of the 2020 through 2021, he had 12 outs above average, which also led the team (next most was Fernando Tatis Jr.'s 9 from 2020-21) and ranked 6th highest among all Major League center fielders.
- Finished the season batting .310 in his last 12 games (13-for-42) with 6 2B, 1 HR, 6 RBI and 3 BB.

## 2020

- Made his 1st-career Opening Day roster after he hit .361 (13-for-36) in 13 games in San Diego's Spring Training/Summer Camp with 1 2B and 1 HR.
- In his 1st season as a Padre in 2020, was awarded his 1st-career Gold Glove award, becoming the 1st Padres Gold Glove Award winner since Chase Headley (3B in 2012)...joined Steve Finley (1995-96) and Mike Cameron (2006) as the only Padres center fielders to win the award.
- Appeared in 59 games in the field for SD (Game 60 on Sept. 27 @ SF was his only off day)...his 496.1 innings played led all National League outfielders and ranked 2nd in the NL overall (ATL's Dansby Swanson's 513.1).
- His 6 outs above average (Statcast) tied for first among all ML outfielders with Cody Bellinger and Luis Robert.
- Per Fangraphs, his 8.1 defensive runs above average led all MLB outfielders and ranked 2nd to just Nolan Arenado (9.2) for the ML lead...his 7 defensive runs saved ranked T-3rd among NL outfielders with PIT's Bryan Reynolds, trailing just STL's Tyler O'Neill and LAD's Mookie Betts.
- His 31 BB led the club and ranked T-11th in the NL.
- Posted a career-long 11-game hitting streak from Sept. 4-15, batting .410...had a career-long 16-game on-base streak from

# TRENT GRISHAM



Sept. 4-22, in which he posted a .422 OBP.

- Hit the Padres 1st walk-off HR on the road in club history on September 25 @ SF with his 3-run HR in the 7th inning of Game 2 of their double header...it was his 1st-career walk-off hit (San Diego's 5th walk-off win this year and their 3rd walk-off HR).

**POSTSEASON:** Appeared in all 6 Postseason games with the Padres in 2020., going 0-for-11 in the 3-game Wild Card Series vs. STL...logged his 1st-career Postseason hit on Oct. 6, 2020 in Game 1 of the NLDS vs. LAD (doubled in the T-8th for the Padres sole XBH of the game...it snapped a 0-for-19 hitless streak).

- Hit safely in all 3 games in the NLDS against the Dodgers, batting .273 (3-for-11) with a double and 2 RBI.
- Played all 52.0 innings of the Postseason in CF...committed 1 error in 22 total chances.

## 2019

- Split the season between Double-A Biloxi (63 games), Triple-A San Antonio (34 games) and MIL (51 games), making his Major League debut on August 1 at OAK.
- Began the season at Biloxi (AA) and hit .254 with 13 HR and 41 RBI in 63 games...was a Southern League All-Star.
- Named SL Player of the Week for May 27-June 2 after batting

.409 (9-for-22) with 3 HR and 12 RBI in 6 games.

- Promoted to SA on June 20 and batted .381 with 13 HR and 30 RBI in 34 games.
- Named Brewers Minor League Player of the Month for May, June and July.
- Had his contract selected by MIL on August 1 and made his ML debut that same day at OAK, starting in CF...made 36 starts (14 in CF, 13 in RF and 9 in LF)...hit .231 with 6 HR and 24 RBI in 51 games with MIL.
- Notched his 1st ML hit (single off Yu Darvish) and home run (solo off Tyler Chatwood) on August 4 @ CHC.
- Was acquired by SD from MIL along with Zach Davies in exchange for Eric Lauer, Luis Urias and a PTBNL or cash considerations on November 27, 2019.

## 2018

- Batted .233 with 7 HR, 31 RBI and 11 stolen bases in 107 games at Biloxi (AA).
- Earned Texas League Mid and Post-Season All-Star honors, leading the TL in SLG.
- Was on Biloxi's Disabled List from April 18-May 16 with a right ankle sprain.

# TRENT GRISHAM



• Following the season, played for the Peoria Javelinas in the Arizona Fall League, hitting .150 in 17 games.

## 2017

• Hit .223 with 8 HR, 45 RBI and 38 stolen bases in 133 games with Carolina (A)...led the Carolina League and ranked 2nd in all of minor league baseball in BB (98)...also led the league in games (133) and was among the leaders in runs (T-2nd, 78), SB (T-2nd, 38) and OBP (4th, .360).

• Entered the 2017 season as MIL's 6th-best prospect in the organization according to *Baseball America*.

## 2016

• Hit .231 with 2 HR and 24 RBI in 59 games at Wisconsin (A)...landed on the DL twice with right hamstring strains.

• Entered 2016 as the 3rd-best prospect in the organization, according to *Baseball America*.

## 2015

• In his 1st professional season, he hit .309 with 2 HR, 21 RBI and 25 stolen bases in 55 games between AZL Arizona (43

games) and Rookie-Level Helena (12 games).

• Named Brewers Minor League Player of the Month for August, batting .333 (32-for-96) with 11 RBI and 15 SB in 26 G between Arizona (21 games) and Helena (5 G).

## PERSONAL

• Was born Trenton Marcus Clark and legally changed his last name to Grisham, his mother Michelle's last name, in 2017.

• Married to Megan, whom he met in the 6th grade.

• Graduated from Richland (TX) High School, where as a freshman, he played baseball, basketball and football.

• Played for the 18-U Team USA, and he led the team in the Pan American Championship with a .538 AVG.

• Committed to Texas Tech University prior to signing with the Brewers.

• Matt Carpenter was the 1st big leaguer Trent met and was able to speak with at length after getting drafted in 2015...the two live nearby one another in Fort Worth, Texas, and he has worked out with Carpenter in the last three offseasons.

• Enjoys golfing, deer hunting and losing to JP Nolan in ping-pong.

# TRENT GRISHAM



## TRENT GRISHAM CAREER BATTING

Season	Team	League	AVG	G	AB	R	H	2B	3B	HR	RBI	BB	SO	SB	CS	OBP	SLG	OPS	PA	HBP	SAC	SF	GIDP
2015	BRE	ROK	.309	43	165	34	51	7	6	1	16	30	36	20	5	.422	.442	.864	200	3	1	1	4
2015	HEL	ROK	.310	12	42	5	13	0	0	1	5	9	8	5	3	.431	.381	.812	52	0	1	0	1
2015	2 Teams	Minors	.309	55	207	39	64	7	6	2	21	39	44	25	8	.424	.430	.854	252	3	2	1	5
2015	2 Teams	ROK	.309	55	207	39	64	7	6	2	21	39	44	25	8	.424	.430	.854	252	3	2	1	5
2016	WIS	A(Full)	.231	59	221	27	51	15	2	2	24	37	68	5	10	.346	.344	.690	262	2	2	0	3
2017	CAR	A(Adv)	.223	133	457	78	102	21	6	8	45	98	141	38	5	.360	.348	.708	569	3	5	6	3
2018	BLX	AA	.233	107	335	45	78	10	2	7	31	63	87	11	3	.356	.337	.693	405	2	3	2	6
2019	BLX	AA	.254	63	236	34	60	14	3	13	41	44	50	6	4	.371	.504	.875	283	1	0	2	2
2019	SA	AAA	.381	34	134	37	51	8	3	13	30	23	22	6	1	.471	.776	1.247	158	0	1	0	2
2019	MIL	MLB	.231	51	156	24	36	6	2	6	24	20	48	1	0	.328	.410	.738	183	4	0	3	3
2019	2 Teams	Minors	.300	97	370	71	111	22	6	26	71	67	72	12	5	.407	.603	1.010	441	1	1	2	4
2020	SD	MLB	.251	59	215	42	54	8	3	10	26	31	64	10	1	.352	.456	.808	252	3	1	1	1
2021	ELP	AAA	.200	2	5	0	1	1	0	0	1	2	0	1	0	.429	.400	.829	7	0	0	0	0
2021	SD	MLB	.242	132	462	61	112	28	3	15	62	54	119	13	5	.327	.413	.740	527	6	1	4	10
2022	SD	MLB	.184	152	451	58	83	16	2	17	53	57	150	7	1	.284	.341	.625	524	7	7	2	3
Career		MLB	.222	394	1284	185	285	58	10	48	165	162	381	31	7	.316	.395	.711	1486	20	9	10	17
Career		Minors	.255	453	1595	260	407	76	22	45	193	306	412	92	31	.376	.415	.791	1936	11	13	11	21

## WILD CARD

Season	Team	League	AVG	G	AB	R	H	2B	3B	HR	RBI	BB	SO	SB	CS	OBP	SLG	OPS	PA	HBP	SAC	SF	GIDP
2019	MIL	MLB	.000	1	3	1	0	0	0	0	0	1	2	0	0	.250	.000	.250	4	0	0	0	0
2020	SD	MLB	.000	3	11	1	0	0	0	0	0	3	6	0	0	.214	.000	.214	14	0	0	0	0
2022	SD	MLB	.500	3	8	5	4	0	0	2	3	2	0	0	0	.667	1.250	1.917	12	2	0	0	0
Career		MLB	.182	7	22	7	4	0	0	2	3	6	8	0	0	.400	.455	.855	30	2	0	0	0

## DIVISION SERIES

Season	Team	League	AVG	G	AB	R	H	2B	3B	HR	RBI	BB	SO	SB	CS	OBP	SLG	OPS	PA	HBP	SAC	SF	GIDP
2020	SD	MLB	.273	3	11	0	3	1	0	0	2	1	5	0	0	.385	.364	.749	13	1	0	0	0
2022	SD	MLB	.308	4	13	2	4	0	0	1	2	2	6	0	0	.400	.538	.938	15	0	0	0	0
Career	SD	MLB	.292	7	24	2	7	1	0	1	4	3	11	0	0	.393	.458	.851	28	1	0	0	0

## LEAGUE CHAMPIONSHIP SERIES

Season	Team	League	AVG	G	AB	R	H	2B	3B	HR	RBI	BB	SO	SB	CS	OBP	SLG	OPS	PA	HBP	SAC	SF	GIDP
2022	SD	MLB	.000	5	19	1	0	0	0	0	0	0	9	0	0	.000	.000	.000	19	0	0	0	0

## POSTSEASON (COMBINED)

Season	Team	League	AVG	G	AB	R	H	2B	3B	HR	RBI	BB	SO	SB	CS	OBP	SLG	OPS	PA	HBP	SAC	SF	GIDP
2019	MIL	MLB	.000	1	3	1	0	0	0	0	0	1	2	0	0	.250	.000	.250	4	0	0	0	0
2020	SD	MLB	.136	6	22	1	3	1	0	0	2	4	11	0	0	.296	.182	.478	27	1	0	0	0
2022	SD	MLB	.200	12	40	8	8	0	0	3	5	4	15	0	0	.304	.425	.729	46	2	0	0	0
Career		MLB	.169	19	65	10	11	1	0	3	7	9	28	0	0	.299	.323	.622	77	3	0	0	0

## CAREER TRANSACTIONS

OPTIONS USED: 0/3

- 2015 Signed by MIL as a first-round selection (15th overall) in the First-Year Player Draft, June 15
- 2019 Acquired by SD from MIL along with Zach Davies in exchange for Eric Lauer, Luis Urias and a player to be named later or cash considerations, November 27



# JAY GROOME

Height: 6-5      Bats: L  
Weight: 259      Throws: L

jgroom

# 55

LHP

Full Name	Jason Joseph Groome
Date of Birth	August 23, 1998 in Toms River, New Jersey
Current Residence	Fort Myers, Florida
2023 Opening Day Age	24
MLB Service Time	0.000
How Obtained	Acquired from BOS in exchange for Eric Hosmer, Max Ferguson, Corey Rosier and cash considerations on August 2, 2022
Contract Status	Signed through 2023

## QUICK HITS

- The former first round pick (12th overall) in the 2016 First-Year Player Draft was acquired by SD from BOS as 1 of the club's 5 2022 trade deadline deals in the 4-player deal that sent Eric Hosmer to the Red Sox.
- Entered the 2022 season as the 11th overall prospect in the Red Sox system by MLB Pipeline.
- He was MLB Pipeline's No. 1-rated prospect in the 2016 MLB First-Year Player Draft out of Barnegat High School (N.J.).
- Ranked by MLB.com as 1 of BOS' top 10 prospects in each season from 2017-21 (No. 3, 2, 5, 7, 7).

## 2022 SEASON

- Acquired by SD from BOS at the trade deadline in exchange for 1B Eric Hosmer, INF Max Ferguson, OF Corey Rosier and cash considerations.
- Received his 2nd invite to Major League Spring Training (also: 2021)...split the '22 season between Portland (AA) and Worcester (AAA) of the Red Sox system as well as El Paso (AAA), posting career highs in wins (6), appearances (29), starts (27), IP (144.0), strikeouts (140).
- Allowed 3 earned runs-or-fewer in 9 of his 10 starts with the Chihuahuas, including 2-or-fewer on 8 occasions.
- Tossed a career-high 8.0 IP on September 22 vs. Oklahoma City.
- Made 5 starts in September to close out the season, going 2-0 with a 2.77 ERA (8 ER, 26.0 IP).
- Earned Pacific Coast League Pitcher of the Week honors on Sept. 18, his first weekly honor since August 2017 with Single-A Greenville of the Red Sox system.
- Rated by *Baseball America* as having the best curveball in the Red Sox system for the third consecutive season entering the campaign.

## 2021

- Received his first invite to Major League Spring Training... made his Double-A debut, starting 3 games for Portland (2-0, 2.30 ERA) after spending most of the season with High-A Greenville...between the 2 levels, posted a 4.81 ERA (52 ER, 97.1 IP).

## ACCOLADES

Pacific Coast League Pitcher of the Week (Sept. 8, 2022 - El Paso)

South Atlantic League Pitcher of the Week (Aug. 6, 2017 - Greenville)

- Allowed 12 ER in 71 IP in his first 3 starts, then posted a 4.00 ERA (40 ER, 90.0 IP) across his remaining 18 starts.
- Led Red Sox minor leaguers with 134 SO...also ranked among the farmhand leaders in starts (T-6th, 21) and innings pitched (7th, 97.1).
- Recorded 12.39 SO/9.0 IP with a 3.72 SO/BB ratio...struck out 8+ in 9 starts, including a season-high 10 for Portland on Sept. 4 at New Hampshire (5.0 IP, 0 BB).

## 2020

- Was a part of the Red Sox 60-man player pool at their Alternate Training Site but did not pitch in a regular season game.
- Following the season, had his contract selected and was added to BOS' 40-man roster on November 20.

## 2018-19

- Missed the entire **2018** season and most of **2019** due to a left elbow injury that required Tommy John surgery, which was performed on May 16, 2018 by Dr. Neal ElAttrache at the Kerlan-Jobe Institute in Los Angeles, CA...spent the entire **2019** season on the IL, making 3 rehab starts in the regular season and 2 in the Postseason.

## 2016-17

- Made 14 starts for Greenville (A) and Lowell (A) in **2017**, going a combined 3-0 with a 5.69 ERA (34 ER, 55.1 IP) with 72 SO against 30 BB...named South Atlantic League Pitcher of the Week for July 31-Aug. 6.
- Made his professional debut in **2016** with 2 starts for the Gulf Coast League Red Sox (R) and 1 for (Lowell (A), allowing 3 ER across 6.2 IP (2.70 ERA) and striking out 10 of the 29 batters he faced.



# JAY GROOME



## JAY GROOME CAREER PITCHING

Season	Team	League	W	L	ERA	G	GS	CG	SV	SVO	IP	H	R	ER	HR	HB	BB	SO	WHIP	AVG	AB	WP	GDP	TBF	NP/S
2016	RSX	ROK	0	0	2.25	2	2	0	0	0	4.0	3	1	1	0	0	0	8	0.75	.200	15	0	0	16	34/34
2016	LOW	A(Short)	0	0	3.38	1	1	0	0	0	2.2	0	1	1	0	0	4	2	1.50	.000	9	0	0	13	56/28
2016	2 Teams	Minors	0	0	2.70	3	3	0	0	0	6.2	3	2	2	0	0	4	10	1.05	.125	24	0	0	29	90/62
2017	LOW	A(Short)	0	2	1.64	3	3	0	0	0	11.0	5	4	2	0	1	5	14	0.91	.132	38	1	0	44	196/119
2017	GVL	A(Full)	3	7	6.70	11	11	0	0	0	44.1	44	34	33	6	3	25	58	1.56	.257	171	1	2	199	832/496
2017	2 Teams	Minors	3	9	5.69	14	14	0	0	0	55.1	49	38	35	6	4	30	72	1.43	.234	209	2	2	243	1028/615
2019	RSX	ROK	0	0	0.00	2	2	0	0	0	2.0	2	0	0	0	0	0	3	1.00	.250	8	0	0	8	14/14
2019	LOW	A(Short)	0	0	4.50	1	1	0	0	0	2.0	3	1	1	0	0	1	3	2.00	.300	10	1	0	11	33/20
2019	2 Teams	Minors	0	0	2.25	3	3	0	0	0	4.0	5	1	1	0	0	1	6	1.50	.278	18	1	0	19	47/34
2021	GVL	A+	3	8	5.29	18	18	0	0	0	81.2	76	52	48	12	4	32	108	1.32	.244	311	7	3	351	1318/854
2021	POR	AA	2	0	2.30	3	3	0	0	0	15.2	12	4	4	0	1	4	26	1.02	.211	57	0	0	64	253/172
2021	2 Teams	Minors	5	8	4.81	21	21	0	0	0	97.1	88	56	52	12	5	36	134	1.27	.239	368	7	3	415	1571/1026
2022	POR	AA	3	4	3.52	16	14	0	0	0	76.2	58	33	30	11	6	38	81	1.25	.207	280	3	9	325	1266/760
2022	WOR	AAA	1	1	3.94	3	3	0	0	0	16.0	17	7	7	2	1	7	15	1.50	.274	62	2	1	71	275/177
2022	ELP	AAA	3	2	3.16	10	10	0	0	0	51.1	52	20	18	4	4	19	44	1.38	.267	195	1	8	219	866/541
2022	3 Teams	Minors	7	7	3.44	29	27	0	0	0	144.0	127	60	55	17	11	64	140	1.33	.236	537	6	18	615	2407/1478
2022	2 Teams	AAA	4	3	3.34	13	13	0	0	0	67.1	69	27	25	6	5	26	59	1.41	.268	257	3	9	290	1141/718
Career		Minors	15	24	4.25	70	68	0	0	0	307.1	272	157	145	35	20	135	362	1.32	.235	1156	16	23	1321	5143/3215

## CAREER TRANSACTIONS

OPTIONS USED: 2/3

**2016** Signed by BOS as a first round selection (12th overall) in the First-Year Player Draft, July 2

**2022** Acquired by SD from BOS in exchange for Eric Hosmer, Max Ferguson, Corey Rosier and cash considerations, August 2



# JORDAN GUERRERO

NRI

Height: 6-5      Bats: R  
Weight: 310      Throws: R

# 64

RHP

Full Name	Jordan Marcelo Guerrero
Date of Birth	August 1, 1996 in Sarasota, Florida
Current Residence	Bradenton, Florida
2023 Opening Day Age	26
MLB Service Time	0.000
How Obtained	Signed as a sixth-round selection in the 2015 First-Year Player Draft on June 19
Contract Status	Signed through 2023

## QUICK HITS

- Has played in 7 professional seasons, all with the Padres organization, after being selected in 6th-round of the 2015 Draft.
- In his career, has accumulated a 14-13 record with a 3.09 ERA (84 ER, 244.1 IP) with 254 strikeouts across 162 appearances (12 starts).
- Has 15 saves throughout his career and possesses a fastball that tops 100 mph.
- Underwent Tommy John surgery in August of 2021.

## 2022 SEASON

- After missing the majority of the 2022 season recovering from Tommy John, returned to game action on August 16 with the Rookie-Level Arizona Complex League Padres... made two starts with the ACL Padres, pitching 1.0 IP in both outings while allowing 1 hit and 1 strikeout in each start.
- Was promoted to Single-A Lake Elsinore where he appeared in four games and had a 10.80 ERA (4 ER, 3.1 IP)...blew a save opportunity on August 26 @ Inland Empire when he surrendered 2 ER on 3 hits and 1 walk in 0.2 IP.
- Promoted to Double-A San Antonio on on Sept. 6 and finished the season with the Missions, appearing in 4 games (4.0 IP) with 1 ER allowed on 2 hits with 4 strikeouts for a 2.25 ERA.
- Overall, was scoreless in 7 of his 10 regular season outings.
- Following the season, appeared in 2 games for the Peoria Javelinas of the Arizona Fall League, tossing 1.0 inning and surrendering 7 ER on 5 hits, 3 walks and one hit batter.

## 2021

- Made his Triple-A debut in 2021 and spent the entirety of the season with the El Paso, going 4-0 with a 4.02 ERA (18 ER, 40.1 IP) with 40 SO vs. 18 BB across 27 relief outings.
- Allowed just 2 ER across his first 9 outings from May 6-June, going 1-0 with a 1.13 ERA and 16 SO vs. 3 BB.
- Allowed 15 ER across his next 9 outings and 8.1 IP for a 16.20 ERA.
- Was scoreless in 8 of his final 9 outings from July 8-Aug 2 (0.56 ERA), including am 11.0-scoreless inning streak across

## ACCOLADES

Northwest League Mid And Post-Season All-Star (2018, Tri-City)

6 appearances from July 8-27.

- Allowed 8 home runs in 2021, matching his career HR total in his 5 previous seasons combined (2015-19).
- Underwent Tommy John surgery in August.

## 2020

- Did not play professionally in 2020 due to the COVID-19 pandemic.
- Spent the year training and focusing on the mental side of his game. Said Guerrero: "I learned over 2020, when I was throwing with my dad, just to work on the mental part of the game. Obviously, the physical side shows for itself, but for me it was mental, remaining locked in and focused."

## 2019

- Spent the majority of the season with Single-A Lake Elsinore, where he had a 2-3 record with a 2.05 ERA (12 ER, 52.2 IP) and 57 strikeouts...registered 5 saves for the Storm in 7 save opportunities.
- Promoted to Amarillo on Sept. 1 and made his Double-A debut, where he allowed 2 runs on 2 hits and 1 walk in 0.1 IP.

## 2018

- Divided the season between Single-A Fort Wayne and Single-A Tri-City, posting career highs in appearances (42) and saves (8), going 0-2 with a 1.70 ERA (8 ER, 42.1 IP) and only 1 HR allowed.
- His season ERA sat at 4.00 before he posted 24 consecutive outings to close out the season (June 7-September 2)... during that span, threw 24.1 innings while striking out 33 and only allowing 10 hits with seven walks.
- Only allowed one run at home all season (18 games) and limited batters to a .113 average with 19 strikeouts in appearances in his home ballpark.
- Was named to the NWL Mid-Season and Post-Season All-Star teams.

# JORDAN GUERRERO



## 2017

- Split the 2017 season between Single-A Tri-City and Single-A Fort Wayne where he combined to go 1-2 with a 2.10 ERA (8.0 ER, 34.1 IP), 52 strikeouts and a 1.19 WHIP.
- Began the season in Tri-City where he pitched to a 1.69 ERA in 13 games limiting the opposition to only four ER in 21.1 IP.
- After being promoted to Fort Wayne, finished out the season with a 0-1 record with a 2.77 ERA (4 ER, 13.0 IP) while striking out 18.

## 2016

- Spent 2016 with Single-A Tri-City, where he appeared in 10 games (7 starts) and posted a 4-5 record...in 37.1 IP, he allowed 18 ER for a 4.34 ERA.

## 2015

- Began his professional career with the Arizona Rookie League Padres...appeared in 13 games (3 starts) and had a 4.23 ERA (13 ER, 27.2 IP)...also had a record of 3-1 with one save on the season.

## PERSONAL

- Mom is a nurse and worked in two different Texas hospitals during the COVID-19 pandemic.
- Selected by the Padres in 6th round of the 2015 MLB Draft out of Polk State College (Fl.)

### JORDAN GUERRERO CAREER PITCHING

Season	Team	League	W	L	ERA	G	GS	CG	SV	SVO	IP	H	R	ER	HR	HB	BB	SO	WHIP	AVG	AB	WP	GDP	TBF	NP/S
2015	PAD	ROK	3	1	4.23	13	3	0	1	1	27.2	31	14	13	1	0	13	27	1.59	.274	113	4	3	130	230/175
2016	TRI	A(Short)	4	5	4.34	10	7	0	0	0	37.1	39	27	18	2	3	22	23	1.63	.265	147	4	2	176	503/301
2017	TRI	A(Short)	1	1	1.69	13	0	0	0	0	21.1	13	5	4	0	2	7	34	0.94	.173	75	2	0	87	317/210
2017	FW	A	0	1	2.77	11	0	0	0	1	13.0	11	5	4	0	1	10	18	1.62	.239	46	3	0	59	251/151
2017	2 Teams	Minors	1	2	2.10	24	0	0	0	1	34.1	24	10	8	0	3	17	52	1.19	.198	121	5	0	146	568/361
2018	TRI	A(Short)	0	1	0.00	22	0	0	8	8	22.1	9	3	0	0	1	7	29	0.72	.125	72	1	1	83	329/213
2018	FW	A	0	1	3.60	20	0	0	0	4	20.0	19	8	8	1	3	11	17	1.50	.253	75	3	0	91	309/190
2018	2 Teams	Minors	0	2	1.70	42	0	0	8	12	42.1	28	11	8	1	4	18	46	1.09	.190	147	4	1	174	638/403
2019	LE	A(Adv)	2	3	2.05	35	0	0	5	7	52.2	38	18	12	4	3	19	57	1.08	.202	188	3	5	214	822/550
2019	AMA	AA	0	0	54.00	1	0	0	0	0	0.1	2	2	2	0	0	1	0	9.00	1.000	2	1	0	3	14/7
2019	2 Teams	Minors	2	3	2.38	36	0	0	5	7	53.0	40	20	14	4	3	20	57	1.13	.211	190	4	5	217	836/557
2021	ELP	AAA	4	0	4.02	27	0	0	1	4	40.1	43	21	18	8	2	18	40	1.51	.274	157	4	3	180	689/433
2022	PAD	ROK	0	0	0.00	2	2	0	0	0	2.0	2	0	0	0	0	0	2	1.00	.250	8	2	0	8	14/12
2022	LE	A	0	0	10.80	4	0	0	0	1	3.1	6	4	4	1	0	1	3	2.10	.375	16	0	0	18	66/43
2022	SA	AA	0	0	2.25	4	0	0	0	0	4.0	2	1	1	0	0	3	4	1.25	.143	14	3	1	17	78/44
2022	3 Teams	Minors	0	0	4.82	10	2	0	0	1	9.1	10	5	5	1	0	4	9	1.50	.263	38	5	1	43	158/99
Career		Minors	14	13	3.09	162	12	0	15	26	244.1	215	108	84	17	15	112	254	1.34	.235	913	30	15	1066	3622/2329

## CAREER TRANSACTIONS

OPTIONS USED: 0/3

2015

Signed by SD as a sixth-round selection in the First-Year Player Draft, June 19



# JOSH HADER

Height: 6-3      Bats: L  
Weight: 188      Throws: L

josh.hader

# 71

LHP

Full Name	Joshua Ronald Hader
Date of Birth	April 7, 1994 in Millersville, Maryland
Current Residence	Scottsdale, Arizona
2023 Opening Day Age	28
MLB Service Time	5.115
MLB Debut	June 10, 2017 @ ARI (with MIL)
How Obtained	Acquired from MIL in exchange for Robert Gasser, Dinelson Lamet, Taylor Rogers and Esteury Ruiz on August 1, 2022
Contract Status	Signed through 2023

## QUICK HITS

- Acquired by the Padres on August 1, 2022 as the first of the club's 5 trade deadline deals.
- Recorded 40 consecutive scoreless appearances from August 1, 2021 to June 5, 2022, tying with HOU's Ryan Pressly for the longest such streak in Major League history.
- Is scoreless in 14 of his 16 career Postseason appearances, including all 5 of his appearances in SD's 2022 run to the NLCS. His 1.37 career Postseason ERA trails only Diego Castillo's 0.98 ERA among all active pitchers (min. 15 appearances).
- Struck out Mookie Betts, Trea Turner and Freddie Freeman on 10 pitches in the top of the 9th of Game 4 of the NLCS on October 15 to send SD to their first NLCS since 1998. Recorded the save in all 3 of SD's wins vs. LAD in Games 2 through 4 of the NLDS.
- Became the first pitcher in Postseason history to strikeout 8 consecutive batters, doing so across Games 3-4 of the NLDS and Game 2 of the NLCS vs. PHI.
- Earned the Trevor Hoffman NL Reliever of the Year award for the third time in 2021, becoming the first pitcher in either league to win Reliever of the Year 3 times since 2014, which was the year MLB began naming the top reliever after the Padres' legend in the NL and New York Yankees' Hall of Famer Mariano Rivera in the American League.
- Since making his Major League debut on June 10, 2017 through the end of the 2022 campaign, Hader's 563 strikeouts and 15.25 SO/9 IP ratio led among all Major League relievers, ahead of Edwin Diaz (538 SO, 14.98 SO/9 IP).

## 2022 SEASON

- The 4-time National League All-Star was acquired by the Padres from MIL as the first of the club's 5 trade deadline deals on August 1.
- Named NL Reliever of the Month for April after going 10-for-10 in save opportunities and allowing just 2 hits (.067 AVG) with a 0.64 WHIP.
- Recorded his 500th career strikeout in 293.2 career innings on May 10 @ CIN, becoming the second-fastest in history

## ACCOLADES

4x National League All-Star (2018, '19, '21 & '22)

3x Trevor Hoffman NL Reliever of the Year (2018, '19, & '21)

2x All-MLB First Team (RP, 2019 & '21)

5x NL Reliever of the Month

Cy Young Voting (7th in 2018)

Futures Game (2016, U.S. Roster)

to reach that milestone, just behind Aroldis Chapman (who reached 500 SO in his first 292.0 innings) and ahead of Craig Kimbrel (305.0 IP).

- Posted 40 consecutive scoreless app. from August 1, 2021 to June 5, 2022, tying him with HOU's Ryan Pressly for the longest such streak in Major League history...his 38.0 consecutive scoreless relief innings over the streak tied for the sixth-longest in Major League history, and his 18 straight games with a save to begin the season set a new Major League record...the previous record of 12 games was held by BAL's Lee Smith (1994) and PIT's José Mesa (2005).
  - His season ERA rose from 0.96 to 4.24 across his final 26 appearances as a Brewer from June 7-July 29.
  - Allowed a career-high 3 HR and a career-high tying 6 ER on July 15 @ SF w/ MIL before allowing just 1 run across his final 4 app. for the Brewers prior to the trade.
  - In his first 7 app. for SD from Aug 2-28, he went 0 for 1 in SVO with a 23.14 ERA (12 ER, 4.2 IP), allowing 12 hits (.500 AVG) and 7 BB with 8 SO...SD was 2-5 in those contests.
  - Across his final 12 regular season app. from Aug 31-Oct 3, he allowed just 1 ER (0.79 ERA) and converted 7 of his 8 SVO, surrendering just 5 hits (.128 AVG) and 2 BB with 14 SO.
  - All 13 ER allowed in a Padre uniform came in 4 of his 19 outings...he allowed just 8 hits and 1 unearned run across his other 15 appearances with SD.
  - Converted 7 of his 9 saves as a Padre and 36 of 40 on the season...the 36 saves tied with TOR's Jordan Romano for 4th-most in the Majors, trailing only CLE's Emmanuel Clase (42), ATL's Kenley Jansen (41) and CWS' Liam Hendriks (36).
- POSTSEASON:** Is now scoreless in 14 of his 16 career Postseason appearances, going 0-2 with 5 SV in 6 SVO, 1.37 ERA (3 ER, 19.2 IP), .152 opp. AVG and 33 SO vs. 4 BB.
- Among all active pitchers who have made at least 15 career

# JOSH HADER



Postseason appearances, his 1.37 ERA trails only Diego Castillo's 0.98 ERA, while his 0.75 WHIP ranks 4th and his .152 opp. AVG ranks 5th.

- Finished off SD's 6-0, Wild Card series-clinching victory at NYM on Oct. 9 in Game 3 with a scoreless bottom of the 9th.
- Entered Game 2 of the NLDS on Oct. 12 @ LAD in the 8th inning and recorded the first 4-out save of his Postseason career and the 4th in SD club history, joining Trevor Hoffman (1998), Crag Lefferts (1984) and Goose Gossage (1984).
- Struck out 2 of the 3 batters he faced on 15 pitches to give SD the 2-1 series advantage over LAD in Game 3 of the NLDS in the Padres' 2-1 victory on Oct. 14.
- Struck out Mookie Betts, Trea Turner and Freddie Freeman on 10 pitches in the top of the 9th of Game 4 on Oct. 15 to send SD to their first NLCS since 1998...he recorded the save in all 3 of SD's wins in Games 2 through 4 of the NLDS.
- His lone NLCS app. came in Game 2 on Oct. 19 in SD's 8-5 win, striking out the side on 13 pitches...became the first pitcher in Postseason history to strikeout 8 consecutive batters.

## 2021

- Named Trevor Hoffman National League Reliever of the Year for the third time (also: 2018-19) after going 4-2 with a career-best 1.23 ERA and converting 34 of 35 save opportunities (97.1%) in 60 relief appearances with MIL... became the first pitcher in either league to win Reliever of the Year 3 times.
- Was an All-MLB First Team selection for the second time (also: 2019) and earned his third career NL All-Star selection.
- His 15.65 SO/9 IP ratio led all Major League relievers, and his 102 total strikeouts led all NL relievers and ranked 4th in the Majors.
- His 1.23 ERA ranked 2nd among all ML relievers, trailing only the NYM's Aaron Loup (1.01)...his .127 opp. AVG also ranked 2nd in the Majors, trailing only LAD's Alex Vesia (.126).
- Ranked fourth in the NL in saves (34)...his only blown save came on July 7 at NYY in the first game of a doubleheader.
- Named NL Reliever of the Month for June after 11 scoreless appearances and 8 saves (11.0 IP, 18 SO and .086 AVG.).
- Retired 44 of 60 first batters faced (73.3%) and stranded 4 of

# JOSH HADER

7 inherited runners (57.1%)

- Placed on the COVID-19 IL from Aug. 2-11, his only IL stint of the season.
- Went unscored upon in his final 21 appearances of the season from Aug. 1-Oct. 3 (20.1 IP), converting all 13 of his SVO.
- On Sept. 11 at CLE, threw a perfect 9th inning (2 SO) to complete the 2nd no-hitter in Brewers' franchise history, a combined effort with Corbin Burnes (8.0 IP, 1 BB, 14 SO).

**POSTSEASON:** Appeared in 2 games vs. ATL in the NLDS... notched his first career Postseason save in Game 1 and took the loss in Game 4 as he surrendered a go-ahead solo homer to Freddie Freeman in the eighth inning.

## 2020

- Went 1-2 with a 3.79 ERA (8 ER, 19.0 IP) and a National League-leading 13 saves across 21 relief appearances for MIL in the shortened 2020 campaign.
- Was among NL relief leaders in opponent AVG (4th, .123).
- Did not allow a hit over his first 12 appearances (11.2 IP), a Major League record to begin a season...the previous record of 11 games was held by CIN' John Franco (1987), TB's Scott Aldred (1999) and DET's Justin Wilson (2017).
- Tied Hall of Famer DET's Hal Newhouser (1942) and LAD's Brad Clontz (1998) for the longest streak of consecutive hitless at-bats (35) to begin a season in the Modern Era (since 1900).
- Joined NYM's Billy Wagner (2008) as the only pitchers in ML history to throw at least 1.0 inning and allow no hits in each of his first 9 appearances in a season...also did not surrender a run over his first 9 appearances (9.1 IP).
- Issued 10 walks over his first 10 outings (9.2 IP), including a career-high 5 walks in 0.1 IP on Aug. 29 vs. PIT...issued no free passes over his final 11 outings (9.1 IP).
- Retired 13 of 21 first batters faced (61.9%) and stranded each of his 2 inherited runners.

**POSTSEASON:** Made his 9th career Postseason appearance in Game 2 of the NL Wild Card Series at LAD (1.1 IP, 2 SO).

## 2019

- Earned Trevor Hoffman NL Reliever of the Year honors for the 2nd straight season after going 3-5 with a 2.62 ERA and 37 saves in a career-high 61 relief appearances with MIL.
- Named to the inaugural All-MLB First Team and was an All-Star for the second time.
- Tied the NYY's Aroldis Chapman for third in the Major Leagues in saves (37), trailing only SD's Kirby Yates (41) and HOU's Roberto Osuna (38).
- His 37 saves marked a franchise record in a season by a left-handed reliever, surpassing Dan Plesac (33 in 1989).

- Led Major League relievers with 138 strikeouts in just 75.2 IP (16.41 SO/9 IP).
- His .155 opponent AVG ranked 2nd among MLB relievers, trailing only BOS' Brandon Workman (.123).
- Led the Majors with 9 saves of at least 2.0 IP...made 14 appearances of at least 2.0 innings, with the team going 13-1 in those outings.
- Earned NL Reliever of the Month honors for May (10 G, 0.71 ERA, 6 SV, 12.2 IP, 21 SO, .098 AVG) and June (9 G, 0.68 ERA, 7 SV, 13.1 IP, 25 SO, .050 AVG).
- Retired 44 of 61 first batters faced (72.1%) and stranded 25 of 33 inherited runners (75.8%).
- On March 30 vs. STL, struck out the side on 9 pitches, becoming the first Brewer to accomplish the feat since Mike Fiers on May 17, 2015 vs. LAA.

**POSTSEASON:** Was the losing pitcher in the NL Wild Card Game on Oct. 1 at WSH as he allowed 3 runs (2 ER) in the 8th inning.

## 2018

- Earned his first Trevor Hoffman National League Reliever of the Year award, going 6-1 with a 2.43 ERA (22 ER, 81.1 IP) and 12 saves in 55 relief appearances with MIL.
- Made his first career Opening Day roster and was an All-Star for the first time.
- Finished 7th in National League Cy Young Award voting.
- Led all Major League relievers with 143 strikeouts in just 81.1 IP (15.82 SO/9 IP)...was also the most strikeouts in MLB history by a LH reliever for a season and T-8th overall all-time among relief pitchers in a season.
- His .132 opponent AVG led all NL relievers and ranked 2nd among ML relievers, trailing only TEX's José Leclerc (.126).
- Notched 16 consecutive outs via strikeout from Sept. 7-21, the most in the Expansion Era.
- Led the Major Leagues with 7 saves of at least 2.0 innings.
- Made 23 appearances of at least 2.0 innings....the team went 23-0 in those outings.
- Named NL Reliever of the Month for March/April after a 1.00 ERA and 4 saves in 11 app. (18.0 IP, 39 SO, .070 AVG).
- Earned his first Major League save on April 14 @ NYY.
- Notched the save in the NL Central tie-breaker game on Oct. 1 @ CHC.

**POSTSEASON:** Made his Postseason debut and compiled 7 scoreless appearances across the NLDS vs. COL and NLCS vs. LAD (10.0 IP, 5 H, 1 BB, 16 SO, .152 AVG).

## 2017

- Entered 2017 as MIL's 2nd-best prospect according to Baseball America...began the season at Colorado Springs

# JOSH HADER



(AAA), where he went 3-4 with a 5.37 ERA in 12 starts.

- Recalled by MIL on June 9 and made his ML debut on June 10 @ ARI...remained with the club for the rest of the season, going 2-3 with a 2.08 ERA in 35 relief app. for the Brewers.
- His 68 SO (47.2 IP) tied NYM's Josh Smoker (56.1 IP) for 2nd among ML rookie relievers, trailing only NYM's Paul Sewald (69k in 65.1 IP).
- His .156 opponent AVG was 2nd among NL relievers, trailing only CHC's Carl Edwards Jr. (.134).

## 2012-16

- In **2016**, went 3-8 with a 3.29 ERA in 25 starts between Biloxi (AA) and Colorado Springs (AAA)...was a Southern League All-Star...pitched in the All-Star Futures Game at Petco Park (0.1 IP, 1 SO)...was promoted to CS on June 11.
- Entered **2015** as the 10th-best prospect in the Astros organization according to Baseball America...went 4-7 with a 3.03 ERA and 1 save in 24 games (17 starts) between Double-A Corpus Christi (HOU) and Double-A Biloxi (MIL)...acquired by MIL from HOU, traded on July 30 as part of a 6-player deal that sent OF Carlos Gomez to HOU.
- Entered **2014** as the top pitching prospect in the California League according to Baseball America...named California League Pitcher of the Year and was CAL Mid and Post-Season All-Star...went 10-3 with a 3.28 ERA and 2 saves in 27 games (19 starts) between Lancaster (A) and Corpus Christi (AA).


- In **2013**, went 5-6 with a 2.77 ERA in 22 starts between Class-A Delmarva (Orioles) and Class-A Quad Cities (Astros)...traded to HOU on July 31 as part of a 3-player deal that sent Bud Norris to BAL.

- Went 2-0 with a 1.88 ERA and 2 saves in 17 relief app. during his first professional season in **2012** between the Rookie Gulf Coast League Orioles and Class-A Aberdeen.

## PERSONAL

- Graduated from Old Mill (MD) Senior High School.
- Married to Maria and the couple has a child, Lucas Alexander, born in June of 2022.
- His father is Tom, and his mother is Patricia.
- Grew up in Millersville, Maryland (18 miles south of Baltimore) as an Orioles fan. Ended up getting drafted by Baltimore in the 19th round of the 2012 draft, but he was traded a year later to the Astros. Pitched for the first time at Oriole Park at Camden Yards on April 12, 2022 (with Milwaukee).
- Wanted to be a catcher growing up, but he realized that left-handed catchers weren't a thing, so he focused on pitching.
- Threw an immaculate inning against the Cardinals on March 30, 2019. He didn't realize it until he got in the clubhouse after the game.
- Enjoys hunting, fishing, clay shooting, and photography.

# JOSH HADER



## JOSH HADER CAREER PITCHING

Season	Team	League	W	L	ERA	G	GS	CG	SV	SVO	IP	H	R	ER	HR	HB	BB	SO	WHIP	AVG	AB	WP	GDP	TBF	NP/S
2012	ORI	ROK	2	0	2.66	12	0	0	2	2	20.1	12	7	6	2	2	7	35	0.93	.174	69	3	1	80	179/142
2012	ABD	A(Short)	0	0	0.00	5	0	0	0	0	8.1	2	0	0	0	1	2	13	0.48	.074	27	0	0	30	62/53
2012	2 Teams	Minors	2	0	1.88	17	0	0	2	2	28.2	14	7	6	2	3	9	48	0.80	.146	96	3	1	110	241/195
2013	DEL	A(Full)	3	6	2.65	17	17	0	0	0	85.0	67	41	25	4	6	42	79	1.28	.215	311	7	4	369	722/514
2013	QC	A(Full)	2	0	3.22	5	5	0	0	0	22.1	14	8	8	0	4	12	16	1.16	.182	77	1	2	93	164/111
2013	2 Teams	Minors	5	6	2.77	22	22	0	0	0	107.1	81	49	33	4	10	54	95	1.26	.209	388	8	6	462	886/625
2013	2 Teams	A(Full)	5	6	2.77	22	22	0	0	0	107.1	81	49	33	4	10	54	95	1.26	.209	388	8	6	462	886/625
2014	LAN	A(Adv)	9	2	2.70	22	15	0	2	2	103.1	76	41	31	9	10	38	112	1.10	.206	369	10	9	421	1022/727
2014	CC	AA	1	1	6.30	5	4	0	0	0	20.0	16	14	14	2	3	16	24	1.60	.216	74	3	2	94	403/244
2014	2 Teams	Minors	10	3	3.28	27	19	0	2	2	123.1	92	55	45	11	13	54	136	1.18	.208	443	13	11	515	1425/971
2015	CC	AA	3	3	3.17	17	10	0	1	2	65.1	60	31	23	5	4	24	69	1.29	.237	253	4	2	285	1132/706
2015	BLX	AA	1	4	2.79	7	7	0	0	0	38.2	27	13	12	3	3	11	50	0.98	.200	135	5	2	152	617/407
2015	2 Teams	Minors	4	7	3.03	24	17	0	1	2	104.0	87	44	35	8	7	35	119	1.17	.224	388	9	4	437	1749/1113
2015	2 Teams	AA	4	7	3.03	24	17	0	1	2	104.0	87	44	35	8	7	35	119	1.17	.224	388	9	4	437	1749/1113
2016	BLX	AA	2	1	0.95	11	11	0	0	0	57.0	38	7	6	1	3	19	73	1.00	.194	196	2	3	223	967/643
2016	COL	AAA	1	7	5.22	14	14	0	0	0	69.0	63	42	40	5	3	36	88	1.43	.245	257	2	5	300	1245/765
2016	2 Teams	Minors	3	8	3.29	25	25	0	0	0	126.0	101	49	46	6	6	55	161	1.24	.223	453	4	8	523	2212/1408
2017	COS	AAA	3	4	5.37	12	12	0	0	0	52.0	49	32	31	14	0	31	51	1.54	.253	194	1	5	228	927/555
2017	MIL	MLB	2	3	2.08	35	0	0	0	1	47.2	25	11	11	4	4	22	68	0.99	.156	160	0	4	188	779/505
2018	MIL	MLB	6	1	2.43	55	0	0	12	17	81.1	36	23	22	9	1	30	143	0.81	.132	272	0	1	306	1316/882
2019	MIL	MLB	3	5	2.62	61	0	0	37	44	75.2	41	24	22	15	4	20	138	0.81	.155	265	0	2	289	1181/820
2020	MIL	MLB	1	2	3.79	21	0	0	13	15	19.0	8	8	8	3	3	10	31	0.95	.123	65	2	0	78	372/229
2021	MIL	MLB	4	2	1.23	60	0	0	34	35	58.2	25	8	8	3	2	24	102	0.84	.127	197	3	2	224	964/633
2022	MIL	MLB	1	4	4.24	37	0	0	29	31	34.0	26	16	16	7	1	12	59	1.12	.203	128	2	0	141	610/389
2022	SD	MLB	1	1	7.31	19	0	0	7	9	16.0	17	14	13	1	3	9	22	1.63	.270	63	3	0	78	333/205
2022	2 Teams	MLB	2	5	5.22	56	0	0	36	40	50.0	43	30	29	8	4	21	81	1.28	.225	191	5	0	219	943/594
Career		MLB	18	18	2.71	288	0	0	132	152	332.1	178	104	100	42	18	127	563	0.92	.155	1150	10	9	1304	5555/3663
Career		Minors	27	28	3.26	127	95	0	5	6	541.1	424	236	196	45	39	238	610	1.22	.216	1962	38	35	2275	7440/4867



# JOSH HADER



## WILD CARD

Season	Team	League	W	L	ERA	G	GS	CG	SV	SVO	IP	H	R	ER	HR	HB	BB	SO	WHIP	AVG	AB	WP	GDP	TBF	NP/S
2019	MIL	MLB	0	1	18.00	1	0	0	0	1	1.0	2	3	2	0	1	1	2	3.00	.500	4	0	0	6	30/14
2020	MIL	MLB	0	0	0.00	1	0	0	0	0	1.1	0	0	0	0	0	0	2	0.00	.000	4	0	0	4	19/11
2022	SD	MLB	0	0	0.00	1	0	0	0	0	1.0	0	0	0	0	0	0	1	0.00	.000	3	0	0	3	17/13
Career	2 Teams	MLB	0	1	5.40	3	0	0	0	1	3.1	2	3	2	0	1	1	5	0.90	.182	11	0	0	13	66/38

## DIVISION SERIES

Season	Team	League	W	L	ERA	G	GS	CG	SV	SVO	IP	H	R	ER	HR	HB	BB	SO	WHIP	AVG	AB	WP	GDP	TBF	NP/S
2018	MIL	MLB	0	0	0.00	3	0	0	0	0	2.1	0	0	0	0	0	0	4	0.00	.000	7	0	0	7	29/18
2021	MIL	MLB	0	1	4.50	2	0	0	1	1	2.0	2	1	1	1	0	1	3	1.50	.250	8	0	0	9	31/22
2022	SD	MLB	0	0	0.00	3	0	0	3	3	3.1	1	0	0	0	0	1	6	0.60	.091	11	0	0	12	50/35
Career	2 Teams	MLB	0	1	1.17	8	0	0	4	4	7.2	3	1	1	1	0	2	13	0.65	.115	26	0	0	28	110/75

## LEAGUE CHAMPIONSHIP SERIES

Season	Team	League	W	L	ERA	G	GS	CG	SV	SVO	IP	H	R	ER	HR	HB	BB	SO	WHIP	AVG	AB	WP	GDP	TBF	NP/S
2018	MIL	MLB	0	0	0.00	4	0	0	0	0	7.2	5	0	0	0	0	1	12	0.78	.192	26	0	1	28	105/77
2022	SD	MLB	0	0	0.00	1	0	0	1	1	1.0	0	0	0	0	0	0	3	0.00	.000	3	0	0	3	13/10
Career	2 Teams	MLB	0	0	0.00	5	0	0	1	1	8.2	5	0	0	0	0	1	15	0.69	.172	29	0	1	31	118/87

## POSTSEASON (COMBINED)

Season	Team	League	W	L	ERA	G	GS	CG	SV	SVO	IP	H	R	ER	HR	HB	BB	SO	WHIP	AVG	AB	WP	GDP	TBF	NP/S
2018	MIL	MLB	0	0	0.00	7	0	0	0	0	10.0	5	0	0	0	0	1	16	0.60	.152	33	0	1	35	134/95
2019	MIL	MLB	0	1	18.00	1	0	0	0	1	1.0	2	3	2	0	1	1	2	3.00	.500	4	0	0	6	30/14
2020	MIL	MLB	0	0	0.00	1	0	0	0	0	1.1	0	0	0	0	0	0	2	0.00	.000	4	0	0	4	19/11
2021	MIL	MLB	0	1	4.50	2	0	0	1	1	2.0	2	1	1	1	0	1	3	1.50	.250	8	0	0	9	31/22
2022	SD	MLB	0	0	0.00	5	0	0	4	4	5.1	1	0	0	0	0	1	10	0.38	.059	17	0	0	18	80/58
Career		MLB	0	2	1.37	16	0	0	5	6	19.2	10	4	3	1	1	4	33	0.71	.152	66	0	1	72	294/200

## ALL-STAR

Season	Team	League	W	L	ERA	G	GS	CG	SV	SVO	IP	H	R	ER	HR	HB	BB	SO	WHIP	AVG	AB	WP	GDP	TBF	NP/S
2018	NL	MLB	0	0	27.00	1	0	0	0	0	0.1	4	3	1	1	0	0	1	12.00	.800	5	0	0	5	26/16

## CAREER TRANSACTIONS

OPTIONS USED: 1/3

- 2012** Signed by BAL as a 19th-round selection in the First-Year Player Draft, June 21
- 2013** Acquired by HOU along with L.J. Hoes and a 2014 Competitive Balance Round A pick in exchange for Bud Norris, July 31
- 2015** Acquired by MIL along with Adrain Houser, Brett Phillips and Domingo Santa in exchange for Mike Fiers, Carlos Gomez and cash, July 30
- 2022** Acquired by SD from MIL in exchange for Robert Gasser, Dinelson Lamet, Taylor Rogers and Esteury Ruiz, August 1



# COLE HAMELS

NRI

Height: 6-4      Bats: L  
Weight: 207      Throws: L

colehamels

# 43

## LHP

Full Name	Colbert Michael Hamels
Date of Birth	December 27, 1983 in San Diego, California
Current Residence	Southlake, Texas
2023 Opening Day Age	39
MLB Service Time	15.032
MLB Debut	May 12, 2006 vs. CIN (with PHI)
How Obtained	Signed as a minor league free agent on February 20, 2023
Contract Status	Signed through 2023

### QUICK HITS

**WELCOME HOME** The 4-time All-Star attended Rancho Bernardo High School in San Diego, and his minor league deal with the Padres for 2023 marked his 6th different organization: PHI (2006-15), TEX (2015-18), CHC (2018-19), ATL (2020), LAD (2021), and SD (2023-)

**TRACK RECORD** Entered 2023 with a 163-122 overall record and 2,560 strikeouts across 423 outings (422 starts and parts of 15 ML seasons. Besides his brief 2020 stint with ATL, he made at least 20 starts in each of his prior 14 Major League seasons.

**BEEN A MINUTE OR TWO** Has not seen Major League game action since his lone start in 2020 on September 16 with ATL at BAL.

**POSTSEASON RESUME** In his Postseason career, has gone 7-6 with a 3.41 ERA (38 ER, 100.1 IP) in 17-career playoff outings, all but 1 as a starter, including 1 complete game. Was named the NLCS and World Series MVP during PHI's 2008 championship season, going 4-0 with a 1.80 ERA (7 ER, 35. IP) in 5 Postseason starts that season..

**CY YOUNG CONTENDER** Finished in the Top 8 in Cy Young Award voting on 4 occasions in his career (6th in 2007, 5th in 2011, 8th in 2012 and 6th in 2014).

**COLE WORLD** Tossed a no-hitter on July 25, 2015 @ CHC in his final season with PHI. He struck out 13 and allowed 2 walks in 129 pitches, 83 of which were strikes.

**THE HAMELS FOUNDATION** In 2008, founded an organization known as The Hamels Foundation, a charity dedicated to enriching the lives of children through the power of education by giving them the tools they need to achieve their goals. He was named 2012 Humanitarian of the Year by the Philadelphia Sports Writers Association, and in 2016, Hamels was recognized for his philanthropic efforts as the Rangers' 2016 Roberto Clemente award nominee.

### 2022 SEASON

- Missed the 2022 season after undergoing left-shoulder surgery in November of 2021.

### ACCOLADES

4x All-Star (2017, '11, '12 with PHI & '16 with TEX)

World Series Champion (2008, PHI)

NLCS MVP (2008, PHI)

World Series MVP (2008, PHI)

Roberto Clemente Award Nominee (2016, TEX)

NL Pitcher of the Month (August 2018, CHC)

2x NL Player of the Week (2012 & '15 with PHI)

### 2021

- Signed with the Los Angeles Dodgers as a Major League free agent on August 4, 2021...was shut down after experiencing renewed shoulder discomfort during a simulated game.

### 2020

- Made 1 start with the Braves after signing a 1-year contract with Atlanta, and going 0-1 with an 8.10 ERA (3 ER, 3.1 IP).
- Missed the first 49 games of the season on the Injured List with triceps tendinitis before being reinstated on Sept. 16, and starting vs. BAL that night.
- Placed back on the IL following the start on Sept. 21 with a left shoulder strain, and missed the remainder of the season.

### 2019

- Went 7-7 with a 3.81 ERA (60 ER, 141.2 IP) in 27 starts during his first full season with the Cubs, including 12 quality starts.
- Missed time with a left oblique strain from June 29 to August 3...in 17 starts before the injury, was 6-3 with a 2.98 ERA (33 ER, 99.2 IP) and allowed opponents to bat just .234 against him...in 10 starts to close out the season, went 1-4 with a 5.79 ERA (27 ER, 42.0 IP) and opponents batted .315.
- Was 3-1 with a 2.78 ERA (24 ER, 77.2 IP) in 13 starts at Wrigley Field, compared to a 4-6 record with a 5.06 ERA (36 ER, 64.0 IP) in 14 road starts.
- Did not walk a batter in a career high-tying three straight starts, April 6-17...went 3-0 with a 1.29 ERA (3 ER, 21.0 IP) during that stretch, earning a win in three straight starts for

# COLE HAMELS

NRI



the first time since August 5-21, 2017 (four-straight starts).

- Had a streak of 343 consecutive outings with at least one strikeout snapped on May 27 @ HOU...the streak dated to May 31, 2008 and marked the 5th longest streak since 1908.
- Did not allow an earned run in a career-high-tying three straight starts from June 12-12...overall, held the opposition without an earned run in 28.0 straight innings from May 27 to June 18.
- Pitched at least 7.0 innings in five consecutive starts, June 2-23...the run marked his first time doing so since August 28 to September 19, 2015.
- Recorded his 2,500th career strikeout on June 18 vs. CWS... became the 38th pitcher, and 10th left-hander, to accomplish the feat.

2.36 ERA (20 ER, 76.1 IP) with a complete game and a 4-3 record in 12 starts...between the Rangers and Cubs, went 9-12 with a 3.78 ERA (80 ER, 190.2 IP) in 32 starts.

- Allowed two-or-fewer earned runs in 11 of his 12 starts with Chicago...taking away his seven earned runs allowed in 6.0 innings on September 19 @ Arizona, he pitched to a 1.66 ERA (13 ER, 70.1 IP) in his 11 other outings.
- Had nine quality starts for Chicago...walked two or fewer in 10 of 12 outings.
- Became the first Cub since at least 1908 to go at least 5.0 innings and allow one or zero runs in each of his first five starts with the club...also became the first lefty in the live-ball era to accomplish the feat in his first five starts for any team.
- Made his Cubs debut on August 1 @ PIT, allowing one unearned run in 5.0 innings as he earned the win...struck out nine batters, the fourth-most ever in a Cubs debut when allowing zero earned runs since earned runs became official in 1912.

## 2018

- Was acquired by the Cubs from Texas on July 27, posting a

# COLE HAMELS

NRI



- Named NL Pitcher of the Month for August, going 4-0 with a 0.69 ERA (3 ER, 39.0 IP) in six starts.
- Posted a 3.41 ERA (35 ER, 92.1 IP) with 92 strikeouts in his first 15 starts with Texas through June 19...had a 10.23 ERA (25 ER, 22.0 IP) with 22 strikeouts in his final five starts with TEX.
- Went 2-0 with a 1.89 ERA (4 ER, 19.0 IP) in a three-start span, May 5-22, which included starts vs. BOS, @ HOU and vs. NYY, all quality starts.

**POSTSEASON:** Made his lone career relief appearance in the NL Wild Card game vs. COL, allowing two hits in 2.0-scoreless innings.

## 2017

- Despite missing nearly two months on the disabled list, Cole still ranked among team leaders in wins (T-2nd, 11), starts (3rd, 24), innings (3rd, 148.0) and strikeouts (3rd, 105).
- Was on the disabled list from April 30-June 25 with a right oblique strain suffered while warming up prior to his scheduled start May 2 at Houston...was his longest DL stint

of his career.

- Compiled a 24.0-scoreless-inning streak from July 1-20, the second-longest streak in the AL in 2017.
- Went 1-0 with a 1.04 ERA (1 ER, 8.2 IP) in two rehab starts with Double-A Frisco.

## 2016

- Went 15-5 with a 3.32 ERA (74 ER, 200.2 IP) in 32 starts as he earned his fourth-career All-Star selection and was named the Rangers Pitcher of the Year by the DFW chapter of the BBWAA.
- Ranked among AL leaders in winning percentage (6th, .750), strikeouts (7th, 200), quality starts (T-6th, 22), ERA (8th, 3.32), and SO/9 (8th, 8.97), ground ball percentage (9th, 49.6), wins (T-9th, 15), road ERA (2nd, 2.40) and night ERA (5th, 2.97).
- Struck out his first six batters, July 17 @ CHC, a club record to begin a game.
- Led the AL in ERA (2.67) prior to his start on August 30,

# COLE HAMELS



but went 1-1 with a 6.75 ERA (24 ER, 32.0 IP) in his final six outings to finish at 3.32.

**POSTSEASON:** Made one start for Texas in the 2016 ALDS, tossing 3.1 innings against Toronto and allowing seven runs (six earned) with a strikeout and three walks.

## 2015

- Went 13-8 with a 3.65 ERA (86 ER, 212.1 IP) in 32 starts with Philadelphia and Texas...averaged 9.11 SO/9 IP, the 2nd-highest mark of his career.
- Had 21 quality starts, tied for 16th-most in the Majors.
- Went 7-1 with a 3.66 ERA (34 ER, 83.2 IP) in 12 starts with Texas, including 7-0 with a 3.21 ERA (25 ER, 70.0 IP) in his final 10 outings.
- Issued just 3 hits and 2 runs in a complete game victory over the Angels on the final day of the regular season to clinch the AL West division title.
- Tossed a no-hitter on July 25 at the Cubs, striking out 13 batters.

**POSTSEASON:** Made 2 starts in the 2015 ALDS vs. TOR, combining for 13.1 innings and 14 strikeouts...went 0-1 with a no-decision, and the Blue Jays batters hit just .192.

## 2014

- In his final full season with the Phillies, he ranked among the NL leaders in quality starts (T-2nd, 25), ERA (5th, 2.46) and strikeouts (7th, 198).
- Finished sixth in N.L. Cy Young Award voting.
- At 9-9, he was the first starting pitcher since Orel Hershiser in 1989 to finish a season with an ERA under 2.50 and a record of .500 or lower.
- Received the lowest run support average of his career (3.39).
- Had a 1.82 road ERA, the lowest by a lefty since Tom Glavine in 1998.
- Posted a 2.06 ERA over his final 27 starts.
- Opened season on the DL with left biceps tendinitis...was activated April 23.

## 2013

- Ranked among the NL leaders in starts (T-2nd, 33), quality starts (3rd, 25), innings pitched (4th, 220.0) and strikeouts (6th, 202).
- Went 6-3 with a 2.68 ERA over his final 16 games...was 2-11 with a 4.58 ERA in his first 17 starts.

## 2012

- Set career-highs in wins (17) and strikeouts (216)...finished

among league leaders in strikeouts (3rd), wins (5th), innings (6th, 215.1 IP), WHIP (7th, 1.12) and ERA (8th, 3.05).

- Pitched at least 7.0 innings 20 times.
- Earned his 10th win in his 14th game of the season, tying the 2nd-fastest any Phillies pitcher reached 10 wins since 1920.
- Was suspended five games from May 7-12 for hitting Bryce Harper with a pitch on May 6 @ WSH.
- Hit his first-career HR on July 21 vs. SF's Matt Cain.

## 2011

- Ranked among NL leaders in opp. AVG (2nd, .214), quality starts (T-5th, 23), ERA (6th, 2.79), wins (T-9th, 14) and strikeouts (10th, 194).
- Went 11-4 with a 2.32 ERA in 19 starts prior to the All-Star Break.
- Was on the 15-day disabled list August 13-28 with left shoulder inflammation.
- Had 2 surgeries following the season on October 14...had loose bodies removed from his left elbow (Dr. Michael Ciccotti) and had hernia surgery (Dr. Ernest Rosato).

**POSTSEASON:** Made one start in the 2011 NLDS vs. STL, getting the victory after tossing 6.0 innings with five hits allowed and eight punchouts.

## 2010

- Finished among NL leaders in strikeouts (6th, 211), strikeouts per nine innings (7th, 9.10) and SO/BB ratio (3.46).
- Became the first Phillies pitcher since 1996 (Curt Schilling) to strike out 10-or-more batters without issuing a walk in consecutive starts, August 1 @ WSH and August 7 vs. NYM.
- Pitched 6.1 no-hit innings on June 7 vs. San Diego before a home run by Adrian Gonzalez.


**POSTSEASON:** Made two Postseason appearances for PHI in 2010, getting the win vs. Cincinnati in the NLDS and receiving a loss against the Giants in the NL League Championship Series...overall combined for a 1.20 ERA (2 ER, 15.0 IP) in the two starts.

## 2009

- Tied for the NL lead in shutouts with two and led the Phillies with 32 starts and 168 strikeouts...allowed two earned runs or fewer in 16 of his 32 starts.
- Left back-to-back starts early due to injury: April 23 vs. Milwaukee (left shoulder contusion) and April 28 vs. Washington (left ankle sprain).
- Had a 21.0-inning scoreless streak, August 21-September 6.
- Went a career-high 43.2-straight innings without allowing a homer, August 21-September 23.

# COLE HAMELS

NRI



**POSTSEASON:** Made four overall Postseason appearances for the Phillies in the 2009 Postseason, pitching in the Division Series, League Championship Series, and World Series...went 1-2 overall with a 7.58 ERA (16 ER, 19.0 IP).

- Between the 2008-09 Postseasons, he made nine starts and tossed 54.0 innings.

## 2008

- Won World Series and NLCS MVP honors after going 4-0 with a 1.80 ERA (7 ER, 35.0 IP) in five playoff starts.
- Ranked among league leaders in innings (2nd, 2271), opponents average (3rd, .227), quality starts (T-4th, 23) and

strikeouts (6th).

- Became the first Phillie since Curt Schilling in 1998 to pitch at least 7.0 innings in each of his first six starts to being a season.
- Had his first two career shutouts May 15 vs. Atlanta and June 5 vs. Cincinnati.
- Allowed one or zero earned runs in 10 of his 33 starts.

**POSTSEASON:** Won World Series and NLCS MVP honors after going 4-0 with a 1.80 ERA (7 ER, 35.0 IP) in five playoff starts.

- His five Postseason starts were the most he has ever made in a playoff run, and he set Phillies' records for most wins,

# COLE HAMELS



innings (35.0), strikeouts (30) and starts in one Postseason.

- Started and won Game 1 of the NLDS, NLCS and World Series...started Game 1 of the NLDS vs. MIL and earned his 1st career playoff win, becoming the 2nd Phillie in club history to pitch 8.0 shutout innings in a Postseason game (Curt Schilling)...retired the first 14 batters he faced and the final eight.
- Following the season, was the recipient of the Steve Carlton Most Valuable Pitcher Award from the Philadelphia chapter of the BBWAA.

## 2007

- In his first full major league season, he ranked among NL leaders in strikeouts (T-7th, 177), ERA (8th, 3.39) and wins (t-8th, 15).
- Became the first Phillies pitcher to record 15+ wins in fewer than 30 starts since Curt Schilling (15 wins, 24 GS) in 1999.
- Posted 160 strikeouts in his first 25 MLB starts, the most by a LHP since Fernando Valenzuela in 1981.
- Posted his first complete game on April 21 at Cincinnati, striking out a career-high 15 batters.
- Was on 15-day disabled list from August 17-September 17.

**POSTSEASON:** Started Game 1 of the NLDS and at 23 years, 280 days old, he became the 2nd-youngest Phillie to ever start a Postseason game; the next day, Kyle Kendrick surpassed Hamels as the 2nd-youngest, bumping him to the 3rd-youngest in Phillies history.

## 2006

- Had his contract selected from Triple-A on May 12 and went on to place among N.L. rookie leaders in strikeouts (3rd, 145), starts (6th, 23) and wins (t-7th, 9).
- Made four starts with High-A Clearwater before being promoted to Triple-A April 26...was named International League Pitcher of the Week each of his first two weeks at Triple-A and made his major league debut May 12 at Cincinnati, taking a no-no into the 5th inning.
- Began his Major League career with 10.0-scoreless innings.
- Was on the 15-day disabled list, May 19-June 5 with a strained left shoulder.

## 2003-05

- In **2005**, began the season in extended Spring Training rehabbing from surgery on his left hand...was shut down for the remainder of the season after his start on July 19 with back spasms.
- In **2004**, he began the season out with left elbow tendinitis...made four starts beginning May 17 before being shut down for the season with elbow soreness.
- In **2003**, his first professional season, he combined to go 6-3 with a 1.34 ERA with 147 strikeouts in 18 starts with Lakewood and Clearwater...named the best pitcher in the Phillies minor league system.

## PERSONAL

- Grew up in San Diego and graduated from Rancho Bernardo High School...did not pitch in his junior year due to a broken humerus bone in his left arm.
- His mother, Amanda, still lives in America's Finest City (in Sabre Springs by Poway)...Amanda used to work for the Padres in tickets sales, and Cole grew up going to Padres games...Amanda met her husband, Gary, on a blind date at a Padres game.
- Growing up, Hamels was a big fan of Tony Gwynn, and he wore number 19 growing up in Gwynn's honor before putting on number 35 with the Phillies.
- Was childhood friends with former Padre, Greg Garcia...the two grew up together.
- Nicknamed "Hollywood"...in 2005, his teammate Ryan Howard noticed the media and cameras following Cole around the Clubhouse, and as Hamels walked to his locker, Howard bellowed, "Hollywood!"
- In high school, he scored a 1510 (out of 1600) on the SAT.
- Has 4 children: Caleb, Braxton, Reeve & Mackenzie...Hamels adopted Reeve from Ethiopia after she was abandoned at birth and found alone in a field by the police and placed in an orphanage...on Father's Day in 2018, Cole and Reeve filmed a video of the father and daughter having tea, as Reeve asked him questions...view the video [here](#).
- Hamels created an organization known as The Hamels Foundation in 2008...it is dedicated to enriching the lives of children through the power of education by giving them the tools they need to achieve their goals.
- In 2009, was the Phillies Community Service Award winner and the club's nominee for the Roberto Clemente Award.
- Selected as the winner of the Rangers 2017 Jim Sundberg Community Achievement Award.
- In 2017, Hamels donated his Missouri house to Camp Barnabas, a Christian charity that runs camps for children with special needs and chronic illnesses.

# COLE HAMELS

NRI

## COLE HAMELS CAREER PITCHING

Season	Team	League	W	L	ERA	G	GS	CG	SV	SVO	IP	H	R	ER	HR	HB	BB	SO	WHIP	AVG	AB	WP	GDP	TBF	NP/S
2003	LWD	A (Full)	6	1	0.84	13	13	1	0	0	74.2	32	8	7	0	3	25	115	0.76	.136	236	3	n/a	268	n/a
2003	CLR	A (Adv)	0	2	2.73	5	5	0	0	0	26.1	29	9	8	0	1	14	32	1.63	.299	97	2	n/a	115	n/a
2004	CLR	A (Adv)	1	0	1.13	4	4	0	0	0	16.0	10	2	2	0	1	4	24	0.88	.192	52	1	n/a	58	n/a
2005	CLR	A(Adv)	2	0	2.25	3	3	0	0	0	16.0	7	5	4	0	0	7	18	0.88	.137	51	4	1	60	120/89
2005	REA	AA	2	0	2.37	3	3	0	0	0	19.0	10	6	5	2	1	12	19	1.16	.159	63	2	2	77	155/103
2006	LWD	A(Full)	0	0	1.59	1	1	0	0	0	5.2	3	1	1	1	0	2	3	0.88	.176	17	0	2	19	31/23
2006	CLR	A(Adv)	1	1	1.77	4	4	0	0	0	20.1	16	8	4	0	0	9	29	1.23	.205	78	2	1	87	174/135
2006	SWB	AAA	2	0	0.39	3	3	1	0	0	23.0	10	1	1	0	0	1	36	0.48	.130	77	0	0	78	306/209
2006	PHI	MLB	9	8	4.08	23	23	0	0	0	132.1	117	66	60	19	3	48	145	1.25	.237	493	5	5	558	2178/1399
2007	PHI	MLB	15	5	3.39	28	28	2	0	0	183.1	163	72	69	25	3	43	177	1.12	.237	687	5	12	743	2791/1911
2008	PHI	MLB	14	10	3.09	33	33	2	0	0	227.1	193	89	78	28	1	53	196	1.08	.227	851	0	15	914	3427/2292
2009	PHI	MLB	10	11	4.32	32	32	2	0	0	193.2	206	95	93	24	5	43	168	1.29	.273	754	1	11	814	3116/2082
2010	PHI	MLB	12	11	3.06	33	33	1	0	0	208.2	185	74	71	26	8	61	211	1.18	.237	780	3	19	856	3368/2220
2011	PHI	MLB	14	9	2.79	32	31	3	0	0	216.0	169	68	67	19	5	44	194	0.99	.214	789	3	18	850	3132/2058
2012	PHI	MLB	17	6	3.05	31	31	2	0	0	215.1	190	80	73	24	3	52	216	1.12	.237	802	3	10	867	3316/2203
2013	PHI	MLB	8	14	3.60	33	33	1	0	0	220.0	205	94	88	21	9	50	202	1.16	.246	832	4	15	905	3423/2312
2014	CLR	A(Adv)	0	1	2.12	3	3	0	0	0	17.0	12	4	4	3	1	1	12	0.76	.211	57	1	5	59	94/84
2014	PHI	MLB	9	9	2.46	30	30	0	0	0	204.2	176	60	56	14	8	59	198	1.15	.235	748	6	18	829	3136/2070
2015	PHI	MLB	6	7	3.64	20	20	1	0	0	128.2	113	53	52	12	6	39	137	1.18	.233	486	7	6	537	2105/1378
2015	TEX	MLB	7	1	3.66	12	12	1	0	0	83.2	77	35	34	10	4	23	78	1.20	.245	314	2	13	343	1238/813
2015	2 Teams	MLB	13	8	3.65	32	32	2	0	0	212.1	190	88	86	22	10	62	215	1.19	.238	800	9	19	880	3343/2191
2016	TEX	MLB	15	5	3.32	32	32	0	0	0	200.2	185	83	74	24	8	77	200	1.31	.243	760	4	19	848	3253/2056
2017	FRI	AA	1	0	1.04	2	2	0	0	0	8.2	3	1	1	1	0	2	8	0.58	.107	28	0	1	30	116/81
2017	TEX	MLB	11	6	4.20	24	24	1	0	0	148.0	125	74	69	18	11	53	105	1.20	.228	548	6	15	614	2312/1431
2018	TEX	MLB	5	9	4.72	20	20	0	0	0	114.1	115	70	60	23	12	42	114	1.37	.258	445	6	14	502	1879/1196
2018	CHC	MLB	4	3	2.36	12	12	1	0	0	76.1	61	23	20	6	7	23	74	1.10	.226	270	1	12	304	1182/753
2018	2 Teams	MLB	9	12	3.78	32	32	1	0	0	190.2	176	93	80	29	19	65	188	1.26	.246	715	7	26	806	3061/1949
2019	IOW	AAA	0	0	5.06	2	2	0	0	0	5.1	4	3	3	2	0	6	6	1.88	.235	17	0	3	23	94/53
2019	CHC	MLB	7	7	3.81	27	27	0	0	0	141.2	141	64	60	17	7	56	143	1.39	.260	542	1	13	617	2394/1520
2020	ATL	MLB	0	1	8.10	1	1	0	0	0	3.1	3	3	3	0	0	1	2	1.20	.250	12	0	0	14	52/34
Career		MLB	163	122	3.43	423	422	17	0	0	2698.0	2424	1103	1027	310	100	767	2560	1.18	.240	10113	57	215	11115	42,302/27,728
Career		Minors	15	5	1.55	43	43	2	0	0	232.0	136	48	40	9	7	83	302	0.94	.176	773	15	15	874	1,090/777

## CAREER TRANSACTIONS

OPTIONS USED: 0/3

- 2002** Signed by PHI as a first-round selection (17th overall) in the First-Year Player Draft, August 28
- 2015** Acquired by TEX along with LHP Jake Diekman and cash considerations in exchange for LHP Matt Harrison, C Jorge Alfaro, RHP Alec Asher, RHP Jerad Eickhoff, RHP Jake Thompson and OF Nick Williams, July 31
- 2018** Acquired by CHC with a cash consideration for RHP Eddie Butler, RHP Rollie Lacy and a PTBNL, July 27
- 2019** Signed by ATL as a Major League free agent, December 4
- 2021** Signed by LAD as a Major League free agent, August 4
- 2023** Signed by SD as a minor league free agent, February 20



# COLE HAMELS



## WILD CARD

Season	Team	League	W	L	ERA	G	GS	CG	SV	SVO	IP	H	R	ER	HR	HB	BB	SO	WHIP	AVG	AB	WP	GIDP	TBF	NP/S
2018	CHC	MLB	0	0	0.00	1	0	0	0	0	2.0	2	0	0	0	0	1	1	1.50	.222	9	0	0	10	29/20

## DIVISION SERIES

Season	Team	League	W	L	ERA	G	GS	CG	SV	SVO	IP	H	R	ER	HR	HB	BB	SO	WHIP	AVG	AB	WP	GIDP	TBF	NP/S
2007	PHI	MLB	0	1	4.05	1	1	0	0	0	6.2	3	3	3	0	0	4	7	1.05	.136	22	0	0	27	115/72
2008	PHI	MLB	1	0	0.00	1	1	0	0	0	8.0	2	0	0	0	0	1	9	0.38	.077	26	0	0	27	101/67
2009	PHI	MLB	0	1	7.20	1	1	0	0	0	5.0	7	4	4	1	0	0	5	1.40	.368	19	0	1	21	83/62
2010	PHI	MLB	1	0	0.00	1	1	1	0	0	9.0	5	0	0	0	0	0	9	0.56	.161	31	0	1	31	119/82
2011	PHI	MLB	1	0	0.00	1	1	0	0	0	6.0	5	0	0	0	1	3	8	1.33	.217	23	0	0	27	117/72
2015	TEX	MLB	0	1	2.70	2	2	0	0	0	13.1	10	9	4	2	0	2	14	0.90	.192	52	0	1	55	225/142
2016	TEX	MLB	0	1	16.20	1	1	0	0	0	3.1	6	7	6	1	0	3	1	2.70	.353	17	1	0	20	82/56
Career		MLB	3	4	2.98	8	8	1	0	0	51.1	38	23	17	4	1	13	53	0.99	.200	190	1	3	208	842/553

## LEAGUE CHAMPIONSHIP SERIES

Season	Team	League	W	L	ERA	G	GS	CG	SV	SVO	IP	H	R	ER	HR	HB	BB	SO	WHIP	AVG	AB	WP	GIDP	TBF	NP/S
2008	PHI	MLB	2	0	1.93	2	2	0	0	0	14.0	11	3	3	1	0	5	13	1.14	.224	49	0	3	55	209/138
2009	PHI	MLB	1	0	6.52	2	2	0	0	0	9.2	13	7	7	5	0	2	7	1.55	.310	42	0	0	44	200/131
2010	PHI	MLB	0	1	3.00	1	1	0	0	0	6.0	4	3	2	0	0	1	8	0.83	.182	22	0	0	24	101/64
Career		PHI	3	1	3.64	5	5	0	0	0	29.2	28	13	12	6	0	8	28	1.21	.248	113	0	3	123	510/333

## WORLD SERIES

Season	Team	League	W	L	ERA	G	GS	CG	SV	SVO	IP	H	R	ER	HR	HB	BB	SO	WHIP	AVG	AB	WP	GIDP	TBF	NP/S
2008	PHI	MLB	1	0	2.77	2	2	0	0	0	13.0	10	4	4	1	0	3	8	1.00	.217	46	0	4	49	177/114
2009	PHI	MLB	0	1	10.38	1	1	0	0	0	4.1	5	5	5	1	1	2	3	1.62	.278	18	0	0	21	69/49
Career		PHI	1	1	4.67	3	3	0	0	0	17.1	15	9	9	2	1	5	11	1.15	.234	64	0	4	70	246/163

## POSTSEASON (COMBINED)

Season	Team	League	W	L	ERA	G	GS	CG	SV	SVO	IP	H	R	ER	HR	HB	BB	SO	WHIP	AVG	AB	WP	GIDP	TBF	NP/S
2007	PHI	MLB	0	1	4.05	1	1	0	0	0	6.2	3	3	3	0	0	4	7	1.05	.136	22	0	0	27	115/72
2008	PHI	MLB	4	0	1.80	5	5	0	0	0	35.0	23	7	7	2	0	9	30	0.91	.190	121	0	7	131	487/319
2009	PHI	MLB	1	2	7.58	4	4	0	0	0	19.0	25	16	16	7	1	4	15	1.53	.316	79	0	1	86	352/242
2010	PHI	MLB	1	1	1.20	2	2	1	0	0	15.0	9	3	2	0	0	1	17	0.67	.170	53	0	1	55	220/146
2011	PHI	MLB	1	0	0.00	1	1	0	0	0	6.0	5	0	0	0	1	3	8	1.33	.217	23	0	0	27	117/72
2015	TEX	MLB	0	1	2.70	2	2	0	0	0	13.1	10	9	4	2	0	2	14	0.90	.192	52	0	1	55	225/142
2016	TEX	MLB	0	1	16.20	1	1	0	0	0	3.1	6	7	6	1	0	3	1	2.70	.353	17	1	0	20	82/56
2018	CHC	MLB	0	0	0.00	1	0	0	0	0	2.0	2	0	0	0	0	1	1	1.50	.222	9	0	0	10	29/20
Career		MLB	7	6	3.41	17	16	1	0	0	100.1	83	45	38	12	2	27	93	1.10	.221	376	1	10	411	1627/1069

## ALL-STAR

Season	Team	League	W	L	ERA	G	GS	CG	SV	SVO	IP	H	R	ER	HR	HB	BB	SO	WHIP	AVG	AB	WP	GIDP	TBF	NP/S
2007	NL	MLB	0	0	0.00	1	0	0	0	0	1.0	2	0	0	0	0	0	0	2.00	.500	4	0	0	4	10/7
2012	NL	MLB	0	0	0.00	1	0	0	0	0	1.0	0	0	0	0	0	0	0	0.00	.000	3	0	0	3	14/11
2016	AL	MLB	0	0	0.00	1	0	0	0	0	1.0	2	0	0	0	0	0	1	2.00	.400	5	0	0	5	18/13
Career		MLB	0	0	0.00	3	0	0	0	0	3.0	4	0	0	0	0	0	1	1.33	.333	12	0	0	12	42/31



# ERIC HANHOLD

NRI

Height: 6-5      Bats: R  
Weight: 228      Throws: R

# 70

RHP

Full Name	Eric Dru Hanhold
Date of Birth	November 1, 1993 in Bartlett, Tennessee
Current Residence	Palm Harbor, Florida
2023 Opening Day Age	29
MLB Service Time	0.066
MLB Debut	September 4, 2018 @ LAD (with NYM)
How Obtained	Signed as a minor league free agent on December 15, 2022
Contract Status	Signed through 2023

## QUICK HITS

- His 2023 minor league deal with San Diego marks his 5th organization, spending 2015-17 with MIL, 2018-19 with NYM, 2021 with BAL and 2022 with PIT.
- Has made a total of 13 Major League appearances, including 3 outings with the Mets in '18 and 10 with the Orioles in '21, posting a combined 7.11 ERA (10 ER, 12.2 IP).
- When he made his Orioles' debut in September 2021, he became the 59th player (37th pitcher) used by BAL that season, surpassing the previous club record of 58 players set in 2019.
- Went 25-32 with a 4.56 ERA (199 ER, 393.0 IP) in 212 minor league outings (31 starts) relief from 2015-22.

## 2022 SEASON

- Claimed off waivers by PIT from BAL in November 2021 and spent the entire campaign with Indianapolis (AAA), converting 10 of his 12 SVO with a 4-4 record and 3.57 ERA (21 ER, 53.0 IP) across 44 relief outings.
- Was designated for assignment by PIT on March 17 before being outrighted to IND on March 21.
- Allowed runs in 5 of his first 10 appearances from April 7-May 12, including multiple runs in 4 of the 5 outings he got scored upon for a 6.39 ERA.
- Went 1-0 and converted both of his 2 SVO with a 2.13 ERA (3 ER, 12.2 IP) over his next 11 outings from May 19-July 4... lowered his season ERA from 6.39 to 3.90 in the process.
- Allowed a season high 5 hits and 4 runs on July 9 vs. Iowa... following that outing, did not allow an ER in 13 consecutive app. from July 15-Aug. 23, converting 7 of his 8 SVO.
- Converted saves in 4 straight app. from Aug. 4-12, as well as 6 SV in as many opportunities in 7 app. from Aug. 4-23.
- In his 12 SVO overall, he went 1-1 with 10 SV, a 0.75 ERA (1 ER, 12.0 IP) and a .146 opp. AVG.
- Had reverse splits, limiting LHH to a .192 AVG and RHH batted .260.

## 2021

- Spent the majority of his campaign with Norfolk (Orioles' AAA), going 1-1 with 4 SV in 5 SVO and a 5.54 ERA (16 ER,

26.0 IP) across 25 appearances.

- Was scoreless in 15 of his 25 outings.
- His 2 decisions came in back-to-back outings on June 12 vs. Jacksonville (loss) and June 17 vs/ Durham (win).
- Had contract selected by Baltimore on Sept. 12 and made Orioles debut that night vs. TOR (2 ER, 1.2 IP)...it was his first MLB outing since Sept. 9, 2018 (with NYM).
- Became the 59th player (37th pitcher) used by BAL in '21, surpassing the previous club record of 58 players set in '19.
- Pitched a ML career-high 2.0 scoreless IP on Sept. 14 vs. NYY, the 1st of 4 straight scoreless app. from Sept. 14-21.

## 2020

- Was a non-roster invitee to Major League Spring Training with the Orioles...spent regular season at BAL's Alternate Training Site at Double-A Bowie as part of their 60-man player pool but did not appear in a game.

## 2019

- Pitched in 48 minor league games in his 3rd and final season in the New York Mets organization between Binghamton (AA) and Syracuse (AAA)...went a combined 5-4 with 2 saves and a 3.84 ERA (27 ER, 63.1 IP).
- Began season with SYR...recalled by NYM May 11 but did not pitch in a game...sent back down to Triple-A on May 14.
- Was assigned to BNG on June 24...picked up his 2 SV on July 14 at Portland and July 23 at Reading (G1).
- Returned to SYR on July 28 before being DFA'd by NYM on Sept. 14 and claimed off waivers by BAL on Sept. 16.

## 2018

- Began season with Binghamton (AA), where he led the staff in saves, converting 8 of 10 SVO.
- Promoted to Las Vegas (AAA) on May 30 and gave up 3 R in 1.0 IP in his Triple-A debut on May 31 at Reno.
- Placed on the IL on June 18...made first rehab appearance with the GCL Mets on Aug. 3, followed by 3 with Brooklyn (A) from Aug. 6-10...activated from the IL on Aug. 13 and returned to LV.
- Had contract selected by NYM on Sept. 1 and made his ML

# ERIC HANHOLD



debut on Sept. 4 at LAD (1.1 IP, 0 runs).

- Made two more app. for NYM before being shut down and placed on the 60-day IL on Sept. 25 (strained left oblique).

## 2017

- Spent the entire season with Single-A Carolina in his first season being used primarily as a reliever.
- Went 0-2 with a 9.49 ERA (13 ER, 12.1 IP) in his 3 starts and 8-1 with a 2.61 ERA (15 ER, 51.2 IP) in 27 relief app.
- Recorded first pro save on July 2 vs. Winston-Salem.
- Acquired by NYM as the PTBNL on Sept. 12 for INF Neil Walker.

## 2016

- Spent entire season with Brevard County (Brewers' Class-A)...tied for the 2nd-most losses (12) in the Florida

State League, trailing only teammate Bubba Derby (13).

- Picked up his first 2 professional wins in back-to-back games on May 12 and May 18 (G1).
- Tossed his only professional complete game in G1 of a doubleheader on June 27 @ Tampa (2 ER, 6.0 IP).

## 2015

- Made his professional debut after being selected by Milwaukee in the 6th-round of the First-Year Player Draft.
- Promoted from AZL Brewers to Single-A Wisconsin on July 17.

## PERSONAL

- Pitched 3 years (2013-15) at the University of Florida...was a teammate of Pete Alonso in 2014-15 and Harrison Bader in 2015.

### ERIC HANHOLD CAREER PITCHING

Season	Team	League	W	L	ERA	G	GS	CG	SV	SVO	IP	H	R	ER	HR	HB	BB	SO	WHIP	AVG	AB	WP	GDP	TBF	NP/S
2015	BRE	ROK	0	1	4.50	1	1	0	0	0	2.0	3	1	1	0	0	0	0	1.50	.333	9	0	0	9	9/9
2015	WIS	A(Full)	0	4	7.60	10	7	0	0	0	34.1	48	31	29	2	2	8	23	1.63	.338	142	3	2	157	376/269
2015	2 Teams	Minors	0	5	7.43	11	8	0	0	0	36.1	51	32	30	2	2	8	23	1.62	.338	151	3	2	166	385/278
2016	BRV	A(Adv)	2	12	4.81	19	19	1	0	0	101.0	120	61	54	12	1	33	64	1.51	.300	400	6	6	440	1570/967
2017	CAR	A(Adv)	8	3	3.94	30	3	0	2	4	64.0	71	33	28	3	5	21	60	1.44	.286	248	9	10	276	946/598
2018	MTS	ROK	0	0	0.00	1	0	0	0	0	1.0	0	0	0	0	0	0	3	0.00	.000	3	0	0	3	9/4
2018	BRK	A(Short)	0	0	0.00	3	1	0	0	0	4.0	1	0	0	0	1	0	2	0.25	.077	13	0	0	14	45/31
2018	BNG	AA	3	1	2.84	17	0	0	8	10	25.1	21	8	8	1	3	9	32	1.18	.223	94	0	1	107	383/250
2018	LV	AAA	2	2	7.11	14	0	0	0	2	19.0	25	15	15	1	0	7	20	1.68	.333	75	5	3	84	315/192
2018	NYM	MLB	0	0	7.71	3	0	0	0	0	2.1	4	2	2	0	1	1	2	2.14	.364	11	0	0	13	59/36
2018	4 Teams	Minors	5	3	4.20	35	1	0	8	12	49.1	47	23	23	2	4	16	57	1.28	.254	185	5	4	208	752/482
2019	BNG	AA	2	0	1.23	9	0	0	2	3	14.2	9	2	2	1	0	5	18	0.95	.176	51	0	0	57	212/136
2019	SYR	AAA	3	4	4.62	39	0	0	0	3	48.2	59	27	25	5	4	21	36	1.64	.301	196	9	7	223	812/501
2019	2 Teams	Minors	5	4	3.84	48	0	0	2	6	63.1	68	29	27	6	4	26	54	1.48	.275	247	9	7	280	1024/637
2021	NOR	AAA	1	1	5.19	25	0	0	4	5	26.0	28	17	15	6	0	16	27	1.69	.277	101	7	1	118	472/279
2021	BAL	MLB	0	0	6.97	10	0	0	0	1	10.1	13	9	8	2	1	3	6	1.55	.302	43	4	2	47	189/115
2022	IND	AAA	4	4	3.40	44	0	0	10	12	53.0	47	28	20	3	3	24	49	1.34	.234	201	6	6	231	850/528
Career		MLB	0	0	7.11	13	0	0	0	1	12.2	17	11	10	2	2	4	8	1.66	.315	54	4	2	60	248/151
Career		Minors	25	32	4.51	212	31	1	26	39	393.0	432	223	197	34	19	144	334	1.47	.282	1533	45	36	1719	5999/3769

### CAREER TRANSACTIONS

OPTIONS USED: 1/3

- 2011** Signed by MIL as a 6th-round selection in the First-Year Player Draft, July 1
- 2017** Acquired by NYM from PIT as the PTBNL in exchange for Neil Walker and cash considerations, September 12
- 2019** Claimed off waivers by BAL from NYM, September 16
- 2021** Claimed off waivers by PIT from BAL, November 3
- 2022** Signed by SD as a minor league free agent, December 15



# TIM HILL

Height: 6-4      Bats: R  
Weight: 208      Throws: L

timh818

# 25

LHP

Full Name	Timothy Hill
Date of Birth	February 10, 1990 in Mission Hills, California
Current Residence	Thousand Oaks, California
2023 Opening Day Age	33
MLB Service Time	4.112
MLB Debut	March 29, 2018 vs. CWS (with KC)
How Obtained	Acquired from KC in exchange for OF Franchy Cordero and RHP Ronald Bolaños on July 16, 2020
Contract Status	Signed through 2023

## QUICK HITS

- Hill's 193 inherited runners from his debut season in 2018 through 2022 were the most in the Majors, ahead of Steve Cishek (190), Andrew Chafin (165) and Amir Garrett (159).
- He is scoreless and has allowed just 2 hits and 1 BB in his 6 career Postseason appearances in 2020 and '22.
- Posted a career-long 18.2 scoreless-inning streak from July 9-Sept. 6, 2022 across 21 appearances. It was the longest scoreless-inning streak by a SD reliever since Brad Hand in 2017 (24.0 IP, June 14-Aug 8).
- In '22, he was the only NL reliever and 1 of 3 ML relievers (also: CWS' Reynaldo Lopez and KC's Amir Garrett) to allow 1 HR-or-fewer across at least 55 relief outings. His 1 and only HR of the season came on Sept 24 vs. COL (Randal Grichuk).
- His career-high 78 appearances in 2021 were 2nd-most in the National League and T-3rd most in the Majors.
- Is a colon cancer survivor and missed the entire 2015 season after being diagnosed.
- Attended Palomar College in San Diego County before attending Bacone College (Okla.), where he was an NAIA Honorable Mention All-American in 2014, going 10-1 with a 1.89 ERA and 100 strikeouts.

## 2022 SEASON

- Made 55 appearances out of the SD pen this season, 2nd to only Luis Garcia's 64, in his 3rd full season with San Diego.
- Was the only NL reliever and 1 of 3 ML relievers (also: CWS' Reynaldo Lopez and KC's Amir Garrett) to allow 1 HR-or-fewer across at least 55 relief outings...his 1 and only HR of the season came on Sept 24 vs. COL (Randal Grichuk)...his previous HR allowed was exactly a year and one day prior (Sept 23, 2021 vs. SF).
- Was scoreless with 2 holds in each of his first 4 appearances from April 4-19 before allowing 7 ER across his 5 app. from April 22-May 4 (21.00 ERA).
- Shelved on the 15-day IL (left shoulder inflammation) from May 7-20, his only stint on the IL in '22.
- Once being reinstated from the IL, was scoreless in 12 of his next 13 appearances from May 20-June 25, allowing just 2



ER on 3 hits and 1 BB on June 6 vs. NYM, posting a .136 AVG and .054 WHIP over that stretch.

- Allowed 4 runs (3 ER) across 4 app. from June 28-July 4 before posting a career-long 18.2 scoreless-inning streak from July 9-Sept. 6 across 21 app...it was the longest scoreless-inning streak by a SD reliever since Brad Hand in 2017 (24.0 IP, June 14-Aug 8).
- In his regular season finale on Oct. 3 vs. SF, he entered the game in the 9th inning with a 7-0 lead but allowed a career-high 4 ER in SD's eventual 7-4 victory...in his 30 app. from July 2-Oct 2, he allowed just 4 runs (3 ER) across his 30 app and lowered his ERA from 4.98 to 2.83 in the process... among all ML relievers who made at least 30 app. in that timeframe, his 1.00 ERA ranked 2nd in the Majors, behind only LAD's Evan Phillips (0.57).
- Inherited a team-high 29 runners and allowed just 8 of the 29 runners to score (27.6%)...the 27.6 IRS% ranked 6th among all NL relievers who inherited at least 29.
- Per Statcast, he relied on 4 pitches: Sinker (55%) 4-Seam Fastball (29.1%) Slider (9.1%) Cutter (6.7%)...opponents hit just .116 (5-for-43) vs. his 4-seamer but .308 (33-for-107) vs. his sinker.

**POSTSEASON:** Received his first Postseason action since the shortened 2020 season...did not pitch in the Wild Card Series vs. Mets, but posted scoreless outings and just 1 hit across his 3 appearances in the NLDS vs. LAD and the NLCS vs. PHI.



- Retired all 3 batters he faced on 8 pitches in Game 1 of the NLDS vs. LAD on Oct. 11 in SD's 5-3 defeat.
- Entered Game 4 of the NLDS on Oct. 15 in the 7th inning and stranded both of the runners he inherited in SD's series-clinching 5-3 victory.
- Relieved Joe Musgrove in the 6th inning in Game 3 of the NLCS on Oct. 21 and tossed 1.0 scoreless innings across the 6th and 7th frames in SD's 4-2 defeat.
- Among all hurlers who threw at least 50.0 IP, his 60.0 ground ball % ranked T-3rd in the NL and T-9th in MLB.
- Scoreless in 19 of 25 outings in April-May, posting a 2.42 ERA, .202 opp. AVG and 10.07 SO/9 IP...posted a 2.61 ERA in 14 June app. and a 3.68 ERA in 12 July outings...his highest calendar ERA month was 8.68 in his 13 August app., before going scoreless in 11 of his final 14 in Sept/Oct with a 2.61 ERA, .200 opp. AVG and 0.77 WHIP.

## 2021

- Posted the 2nd-most appearances in the National League (78) and T-3rd-most in the majors...also set career bests in innings pitched (59.2), ERA (3.62), wins (6) and holds (17).
- He inherited 46 runners, 3rd-most in the NL and 6th-most in the majors...it was more than twice as many inherited runners as the next closest SD reliever (Stammen, 22)...his 26.1 IRS% led SD's pen and was 6th-lowest among all qualifying NL relievers.

- In 38 home app., he posted a 2.10 ERA (7 ER, 30.0 IP), .191 opp. AVG, 1.00 WHIP and .608 opp. OPS...in 40 away app., posted a 5.16 ERA, .268 opp. AVG, 1.48 WHIP and .797 opp. OPS.
- Had 24 outings of 9 pitches thrown-or-fewer, the 3rd-most single-digit pitch outings in the majors in '21, behind only Richard Bleier (35) and Joe Mantipty (26).

## 2020

- Acquired by the Padres from KC on July 16 in exchange for

# TIM HILL

Franchy Cordero and Ronald Bolaños.

- Did not allow a run or a hit in his first 3 outings (2.0 IP) from July 26-29 before allowing 5 ER (22.50 ERA) over his next 3 app. (2.0 IP) from Aug. 2-9.
- Went on to post a then-career-high 9.1 scoreless IP streak across his next 12 app. (Aug. 11-Sept. 15), allowing just 4 hits (.121 AVG)...it was the 2nd-longest streak by a Padre in '20, trailing Drew Pomeranz's 18.0 scoreless stretch.
- Posted a 2.70 ERA and .235 opponent AVG at Petco Park vs. a 9.64 ERA and .250 opponent clip on the road.

**POSTSEASON:** Received the first Postseason work of his career, allowing just 1 hit and 1 UER across 3 outings and 2.1 IP...in his 1st career Postseason outing, relieved starter Craig Stammen in the 2nd inning and tossed a scoreless 1.0 IP in the Padres' decisive 4-0 bullpen shutout in Game 3 of the Wild Card series vs. STL.

## 2019

- Made KC's Opening Day roster for the 2nd straight season, but was optioned to Omaha (AAA) on April 9, after 5 appearances, 4 of which were scoreless...had 2 other stints with the ML club: Apr. 22-24 and June 23-end of the season.
- His .217 opp. AVG (31-143) ranked 6th among AL LHP (min. 40 appearances), trailing only Colin Poche (.181), Zack Britton (.182), Aaron Bummer (.184) Aroldis Chapman (.184) and Jake Diekman (.215).
- Went 2-0 with a save and a 3.28 ERA (13 ER in 35.2 IP) over his final 40 appearances of the year (June 23-on).
- Inherited 50 base runners in 46 appearances, 4th-most in the majors, and stranded 34 of them (68.0%), including 13 straight over eight appearances from Sept. 5-18.
- His groundball rate of 57.3% ranked eighth among American League pitchers (min. 40 appearances).
- Had a season-long streak of 9 consecutive scoreless outings (7.0 IP) from Sept. 5-21, in which he had 10 SO and allowed just 1 hit and 1 BB...retired 16 consecutive batters over 8 app. from Sept. 7-21, including 8 SO.

## 2018

- Made 1st Opening Day roster after being added to KC's 40-man roster during the previous offseason.
- Led AL rookies with 70 app., the 2nd-most ever by a KC rookie, behind only Kelvin Herrera's 76 app. in 2012.
- Did not allow a hit over his 1st 7 app. (6.2 IP), which was 1 appearance shy of matching the ML record held by Jonathan Sanchez (2006) and Garry Roggenburk (1963).
- Inherited an AL-high 51 baserunners, allowing 15 to score (29.4%)...it was the sixth-best rate in the AL (min. 40 IR).
- His 62.5% groundball rate ranked third among American League relievers, trailing only Zach Britton (72.1%) and teammate Kevin McCarthy (65.2%)...his 4.47 groundball-to-

flyball ratio ranked second to Britton (6.67).

- Held LHB to a .230 AVG (17-for-74)...among pitchers who faced 80+ LHB, only Taylor Rogers (0) and Shohei Ohtani (1) allowed fewer XBH.

## 2017

- Made 40 combined appearances between Wilmington (A) and Northwest Arkansas (AA), going 1-2 with a 4.26 ERA (35 ER, 74.0 IP)...set career highs in innings and SO (84).
- Ranked 2nd among Texas League relievers with a 9.78 SO/9 ratio and had the 5th-lowest BB/9 (2.22).
- Allowed just 2 home runs in 74.0 IP (0.24 HR/9), including a homerless streak of 50.2 innings from May 26-Aug. 30.

## 2014-2016

- Opened **2016** with Wilmington (A), before making his Double-A debut with Northwest Arkansas on May 19...combined to go 2-4 with a 3.43 ERA (24 ER in 63.0 IP) and 62 strikeouts (8.9 SO/9) in 44 appearances...diagnosed with colon cancer prior to the **2015** season and did not pitch professionally...made his professional debut in **2014**, going 3-1 with a 1.64 ERA (4 ER, 22.0 IP) and 30 SO (12.3 K/9) in 20 appearances between Idaho Falls (R) and Lexington (A).

## PERSONAL

- Graduated from Granada Hills HS in Granada Hills, Calif.
- While at Bacone College (Okla.), led the Sooner Athletic Conference in wins, ERA and strikeouts.
- Tragically lost his father to colon cancer when he was 17, the same disease Tim developed more than 7 years later.

## TIM HILL CAREER PITCHING

Season	Team	League	W	L	ERA	G	GS	CG	SV	SVO	IP	H	R	ER	HR	HB	BB	SO	WHIP	AVG	AB	WP	GIDP	TBF	NP/S
2014	IDF	ROK	1	1	2.35	5	0	0	0	0	7.2	3	2	2	1	0	2	12	0.65	.115	26	0	0	28	63/52
2014	LEX	A(Full)	2	0	1.26	15	0	0	8	9	14.1	4	2	2	1	2	7	18	0.77	.087	46	0	0	56	133/94
2014	2 Teams	Minors	3	1	1.64	20	0	0	8	9	22.0	7	4	4	2	2	9	30	0.73	.097	72	0	0	84	196/146
2016	WIL	A(Adv)	0	2	4.42	13	0	0	0	1	18.1	19	9	9	3	4	7	14	1.42	.279	68	1	2	82	291/177
2016	NWA	AA	2	2	3.02	31	0	0	1	4	44.2	41	17	15	6	0	17	48	1.30	.246	167	0	4	184	733/488
2016	2 Teams	Minors	2	4	3.43	44	0	0	1	5	63.0	60	26	24	9	4	24	62	1.33	.255	235	1	6	266	1024/665
2017	WIL	A(Adv)	0	0	5.40	4	0	0	0	0	5.0	6	3	3	0	0	5	9	2.20	.286	21	0	0	26	92/55
2017	NWA	AA	1	2	4.17	36	0	0	4	6	69.0	76	36	32	2	1	19	75	1.38	.279	272	2	8	296	1109/747
2017	2 Teams	Minors	1	2	4.26	40	0	0	4	6	74.0	82	39	35	2	1	24	84	1.43	.280	293	2	8	322	1201/802
2018	KC	MLB	1	4	4.53	70	0	0	2	4	45.2	46	28	23	4	2	14	42	1.31	.257	179	0	4	198	779/523
2019	OMA	AAA	1	1	2.12	27	0	0	3	4	29.2	26	7	7	2	2	6	30	1.08	.236	110	0	3	119	449/306
2019	KC	MLB	2	0	3.63	46	0	0	1	2	39.2	31	17	16	4	4	13	39	1.11	.217	143	0	6	161	634/413
2020	SD	MLB	3	0	4.50	23	0	0	0	0	18.0	17	9	9	3	2	6	20	1.28	.239	71	1	1	79	348/227
2021	SD	MLB	6	6	3.62	78	0	0	1	6	59.2	51	34	24	9	6	23	56	1.24	.230	222	1	7	255	961/631
2022	SD	MLB	3	0	3.56	55	0	0	0	0	48.0	45	20	19	1	4	14	25	1.23	.251	179	1	7	199	745/476
Career		MLB	15	10	3.88	272	0	0	4	12	211.0	190	108	91	21	18	70	182	1.23	.239	794	3	25	892	3467/2270

## WILD CARD

Season	Team	League	W	L	ERA	G	GS	CG	SHO	SV	IP	H	R	ER	HR	HB	BB	SO	WHIP	AVG	AB	WP	GIDP	TBF	NP/S
2020	SD	MLB	0	0	0.00	1	0	0	0	0	1.0	0	0	0	0	1	0	1	0.00	.000	3	0	0	4	18/8

## DIVISION SERIES

Season	Team	League	W	L	ERA	G	GS	CG	SV	SVO	IP	H	R	ER	HR	HB	BB	SO	WHIP	AVG	AB	WP	GIDP	TBF	NP/S
2020	SD	MLB	0	0	0.00	2	0	0	0	0	1.1	1	1	0	0	0	1	2	1.50	.200	5	0	0	6	31/16
2022	SD	MLB	1	0	0.00	2	0	0	0	0	1.2	0	0	0	0	0	2	0.00	.000	5	0	0	5	17/11	
Career	SD	MLB	1	0	0.00	4	0	0	0	0	3.0	1	1	0	0	0	1	4	0.67	.100	10	0	0	11	48/27

## LEAGUE CHAMPIONSHIP SERIES

Season	Team	League	W	L	ERA	G	GS	CG	SV	SVO	IP	H	R	ER	HR	HB	BB	SO	WHIP	AVG	AB	WP	GIDP	TBF	NP/S
2022	SD	MLB	0	0	0.00	1	0	0	0	0	1.0	1	0	0	0	0	0	0	1.00	.250	4	0	0	4	15/11

## POSTSEASON (COMBINED)

Season	Team	League	W	L	ERA	G	GS	CG	SV	SVO	IP	H	R	ER	HR	HB	BB	SO	WHIP	AVG	AB	WP	GIDP	TBF	NP/S
2020	SD	MLB	0	0	0.00	3	0	0	0	0	2.1	1	1	0	0	1	1	3	0.86	.125	8	0	0	10	49/24
2022	SD	MLB	1	0	0.00	3	0	0	0	0	2.2	1	0	0	0	0	2	0.38	.111	9	0	0	9	32/22	
Career	SD	MLB	1	0	0.00	6	0	0	0	0	5.0	2	1	0	0	1	1	5	0.60	.118	17	0	0	19	81/46

## CAREER TRANSACTIONS

OPTIONS USED: 1/3

2014 Signed by KC as a 32nd-round selection in the First-Year Player Draft, June 10

2020 Acquired by SD from KC in a exchange for Franchy Cordero and Ronald Bolaños, July 16



# BRENT HONEYWELL

Height: 6-3      Bats: R  
Weight: 210      Throws: R

brent\_honeywell

# 45

RHP

Full Name	Brent Lee Honeywell Jr.
Date of Birth	March 31, 1995 in Augusta, Georgia
Current Residence	Cochran, Georgia
2023 Opening Day Age	27
MLB Service Time	0.166
MLB Debut	April 11, 2021 vs. NYY (with TB)
How Obtained	Signed as a minor league free agent on January 6, 2023
Contract Status	Signed through 2023

## QUICK HITS

- Honeywell's minor league deal with the Padres for 2023 marks his 3rd different organization, spending 2014-21 with TB and 2022 with OAK.
- Made his Major League debut with TB on April 11, 2021 vs. NYY and appeared in 3 games for the Rays after missing the previous 3 seasons due to injury (2018-20), including Tommy John surgery on February 27, 2018.
- Following the 2022 minor league season, appeared in 7 games (making 6 starts) for the Leones del Escogido in the Dominican Winter League, where he posted a 0.96 ERA (3 ER, 28.0 IP), a 0.64 WHIP, and 17 strikeouts against six walks allowed.
- Brent's father (Brent Sr.) played minor league ball in the Pirates' organization from 1988-1990. Brent Sr. is the cousin of 2x All-Star and 1974 NL Cy Young Award winner Mike Marshall, and after Mike taught Brent's father how to throw his screwball, Brent Sr. passed it on to his son.
- Started for the U.S. team in the 2017 SiriusXM All-Star Futures Game in Miami, earning MVP honors.
- Named the 2016 Rays Minor League Pitcher of the Year.

## 2022 SEASON

- Acquired by the Oakland A's in exchange for cash considerations in the offseason on November 19, 2021, splitting the season between Single-A Stockton and Triple-A Las Vegas in the A's organization.
- Made 13 appearances (two starts) with a combined 7.08 ERA (16 ER, 20.1 IP) between Stockton and Las Vegas.
- Struck out 24 batters with eight walks allowed.
- Following the minor league season, appeared in seven games (making six starts) for the Leones del Escogido in the Dominican Winter League, where he posted a 0.96 ERA (3 ER, 28.0 IP), a 0.64 WHIP, and 17 strikeouts against six walks allowed.

## 2021

- Made his Major League debut with Tampa Bay after missing the previous three seasons due to four surgeries on his elbow, beginning with Tommy John surgery on Feb. 27, 2018.

## ACCOLADES

- Futures Game MVP (2017, U.S. Roster)
- 2x MiLB.com Organization All-Star (2016-17, TB)
- Florida State League Mid-Season All-Star (2016, Charlotte)
- Arizona Fall League All-Prospect Team and Rising Star Selection (2016, Peoria)
- Midwest League Mid-Season All-Star (2015, Bowling Green)
- Baseball America Low Class-A All-Star (2015, Bowling Green)
- Florida State League Pitcher of the Week (July 20, 2015)

- Went 0-0 with an 8.31 ERA and .278 opp. AVG in three games, including two starts, over three stints in April and May...struck out four and walked three in 4.1 IP.
- Spent the balance of the season at Triple-A Durham where he was 5-4 with two saves, a 3.97 ERA and .241 opponents batting average in 31 games, including 13 starts.
- The saves were the first of his career and the games pitched were a career high as he had just one relief appearance over his first four professional seasons...had a career high .417 opponent SLG and .718 OPS.
- His opponents batting average broke down to .226 (28-for-124) with a .650 OPS against left-handed hitters compared to .251 (46-for-183) with a .765 OPS against right-handers.
- Was 4-3 with a 3.90 ERA in his 13 starts, 1-1 with a 4.15 ERA in 18 relief appearances...his first Triple-A appearance was a start and he then made 18 consecutive relief appearances from May 18-July 16 before starting each of his final 12 contests.

## 2020

- Underwent a decompression procedure on his right ulnar nerve on May 20 in Los Angeles, performed by Dr. Neal ElAttrache...Dr. ElAttrache and Dr. Steven Shin removed scar tissue from the area of the nerve.
- Was added to the Rays 60-man player pool on Aug. 27 and spent the summer at their Alternate Training site in Port Charlotte...was also part of the Rays' 40-man player pool for the Postseason, but did not appear in a game during their AL-pennant winning run.
- Underwent right elbow arthroscopic surgery on Dec. 16,



# BRENT HONEYWELL



performed by Dr. ElAttrache...the minor procedure was done to relieve mild discomfort.

- Ranked by *Baseball America* as the No. 17 prospect in the Rays system following the season.

## 2019

- Suffered a fracture of the right medial epicondyle (inside of the elbow) on June 8 while throwing a bullpen session in Port Charlotte...the next day, underwent surgery to repair the fracture, performed by Dr. James Andrews in Pensacola, Fla.
- Ranked by *Baseball America* as the No. 80 overall prospect in the minors following the season...was the No. 6 prospect in the Rays system...the publication also tabbed him as having the Best Changeup in the organization for a second consecutive year.


## 2018

- Exited a live batting practice session in Spring Training with right forearm tightness, later diagnosed as a torn ulnar collateral ligament...underwent Tommy John surgery on Feb. 27, performed by Dr. James Andrews.
- Ranked by *Baseball America* as the No. 23 overall prospect in the minors following the season...was the No. 2 prospect in the Rays system.

## 2017

- Went 13-9 with a 3.49 ERA in 26 starts between Double-A Montgomery and Triple-A Durham, earning an April 16 promotion...tied for fifth in the minors and led Rays minor leaguers with a career-high 172 strikeouts, the most in the Rays system since Matt Moore (210) in 2011.
- Tied for second among Rays minor leaguers in wins, one shy of José Mujica (14)...ranked ninth in ERA and led International League starters with a 11.06 SO/9 IP ratio.
- According to FanGraphs, generated swings-and-misses on 14.3 percent of his pitches, highest in the International League...ranked second in the INT with 152 strikeouts behind teammate Ryan Yarbrough and tied for third with 12 wins.
- Was the starting pitcher for the U.S. team in the Futures Game in July at Marlins Park, tossing two scoreless innings...became the 1st pitcher in the 19-year history of the game to win the Larry Doby Award as the game's Most Valuable Player.
- Went 1-0 with a 2.19 ERA in two Postseason starts for Durham...received a no decision in the Bulls series-clinching win in Game 4 of the INT Semifinals at Indianapolis...recorded 10 strikeouts and did not allow a run over 6.0 ip of Game 3 in the Governors' Cup...pitched out of the bullpen in the Bulls win over Memphis in the Triple-A National Championship Game and did not allow a run in 2.2 innings before giving way to closer Diego Castillo.

# BRENT HONEYWELL



- Named to the Rays Organizational All-Star Team by MLB.com...ranked by *Baseball America* as the number 14 overall prospect in the minors following the season...was the number 1 prospect in the Rays system...the publication also tabbed him as having the Best Changeup in the IL in its Best Tools survey.

## 2016

- Was named Minor League Pitcher of the Year by the Rays Baseball Operations department...led Rays minor leaguers with a 2.34 ERA in 20 starts between Charlotte and Montgomery...named to the Florida State League Mid-season All-Star Team.
- Named the Rays Minor League Pitcher of the Month for April, going 2-0 with a 0.89 ERA and 31 strikeouts in five starts.
- Made five starts for the Peoria Javelinas in the Arizona Fall League...named to the AFL All-Prospect Team and the AFL Rising Stars Game.
- Ranked by *Baseball America* as the No. 30 overall prospect in the minors following the season...was the No. 2 prospect in the Rays system.

## 2014-15

- Was a Midwest League Midseason All-Star in **2015** for Single-A Bowling Green and earned a June 25 promotion to

Charlotte...ranked fourth among Rays minor leaguers with 129 strikeouts.

- Named MVP for Rookie-level Princeton by the Rays Baseball Operations department in 2014...ranked by *Baseball America* as having the Best Control in the organization following the season.

## PERSONAL

- Graduated from Franklin County High School in Royston, Georgia, and he is the second Major Leaguer from his high school with the other being Ty Cobb.
- Was selected by the Rays following his freshman season at Walters State CC (Tenn.)...went 11-3 with a 2.81 ERA and 102 strikeouts in 83.1 innings, earning second team NJCAA All-American honors.
- Originally signed by Rays scout Brian Hickman.
- His father, Brent Sr., played for three seasons in the Pirates minor league system (1998-90)...Brent Sr. pitched for Saint Leo University under coach Mike Marshall (who was also Brent Sr.'s cousin) who won the NL Cy Young Award as a reliever with the Dodgers in 1974...his father learned how to throw a screwball from Marshall and passed it on to Brent.

# BRENT HONEYWELL



## BRENT HONEYWELL CAREER PITCHING

Season	Team	League	W	L	ERA	G	GS	CG	SV	SVO	IP	H	R	ER	HR	HB	BB	SO	WHIP	AVG	AB	WP	GDP	TBF	NP/S	
2014	PRN	ROK	2	1	1.07	9	8	0	0	0	33.2	19	7	4	1	1	6	40	0.74	.161	118	1	1	128	232/203	
2015	BG	A	4	4	2.91	12	12	0	0	0	65.0	53	27	21	3	4	12	76	1.00	.221	240	5	0	262	565/452	
2015	CHA	A(Adv)	5	2	3.44	12	12	1	0	0	65.1	57	26	25	2	2	15	53	1.10	.235	243	1	3	263	579/437	
2015	2 Teams	Minors	9	6	3.18	24	24	1	0	0	130.1	110	53	46	5	6	27	129	1.05	.228	483	6	3	525	1144/889	
2016	CHA	A(Adv)	4	1	2.41	10	10	0	0	0	56.0	43	16	15	5	1	11	64	0.96	.211	204	1	1	217	836/569	
2016	MTG	AA	3	2	2.28	10	10	0	0	0	59.1	51	16	15	4	1	14	53	1.10	.231	221	1	2	236	910/620	
2016	2 Teams	Minors	7	3	2.34	20	20	0	0	0	115.1	94	32	30	9	2	25	117	1.03	.221	425	2	3	453	1746/1189	
2017	MTG	AA	1	1	2.08	2	2	0	0	0	13.0	4	3	3	1	2	4	20	0.62	.100	40	0	1	46	178/116	
2017	DUR	AAA	12	8	3.64	24	24	0	0	0	123.2	130	55	50	11	2	31	152	1.30	.268	485	7	8	522	2089/1404	
2017	2 Teams	Minors	13	9	3.49	26	26	0	0	0	136.2	134	58	53	12	4	35	172	1.24	.255	525	7	9	568	2267/1520	
2021	DUR	AAA	5	4	3.97	31	13	0	2	3	81.2	74	40	36	13	3	24	67	1.20	.241	307	5	8	335	1243/820	
2018	Injured (DNP)																									
2019	Injured (DNP)																									
2020	Injured (DNP)																									
2021	TB	MLB	0	0	8.31	3	2	0	0	0	4.1	5	4	4	2	0	3	4	1.85	.278	18	0	0	21	78/47	
2022	STK	A	0	0	3.00	2	2	0	0	0	3.0	4	1	1	0	0	1	3	1.67	.333	12	0	0	13	45/31	
2022	LV	AAA	0	3	7.79	11	0	0	0	1	17.1	28	15	15	7	1	7	21	2.02	.373	75	1	2	85	314/207	
2022	2 Teams	Minors	0	3	7.08	13	2	0	0	1	20.1	32	16	16	7	1	8	24	1.97	.368	87	1	2	98	359/238	
Career		MLB	0	0	8.31	3	2	0	0	0	4.1	5	4	4	2	0	3	4	1.85	.278	18	0	0	21	78/47	
Career		Minors	36	26	3.21	123	93	1	2	4	518.0	463	206	185	47	17	125	549	1.14	.238	1945	22	26	2107	6991/4859	

## CAREER TRANSACTIONS

OPTIONS USED: 4/4

- 2014 Signed by TB as a Competitive Balance Round B selection in the First-Year Player Draft, June 17
- 2021 Acquired by OAK from TB in exchange for cash considerations, November 19.
- 2023 Signed by SD a minor league free agent, January 6



# RAY KERR

Height: 6-1 Bats: L  
Weight: 178 Throws: L

call\_me\_kerr

# 56

LHP

Full Name	Raymond Alexander Kerr
Date of Birth	September 10, 1994 in Sacramento, California
Current Residence	Reno, Nevada
2023 Opening Day Age	28
MLB Service Time	0.037
How Obtained	Acquired from SEA along with OF Corey Rosier in exchange for INF Adam Frazier, November 27, 2021
Contract Status	Signed through 2023

## QUICK HITS

- Struck out 127 hitters across 84.0 IP (13.6 SO/9 IP) between Double-A Arkansas and Triple-A Tacoma of SEA's farm system in 2021 and Triple-A El Paso in '22.
- Selected to the Mariners' 40-man roster on November 19, 2021 before being acquired by SD along with OF Corey Rosier in exchange for INF Adam Frazier on November 27, 2021.
- Made his Major League debut for the Padres on April 24, 2022 vs. LAD and was scoreless in 4 of his 7 ML outings for SD in '22.

## 2022 SEASON

- Spent the majority of the season with El Paso (AAA), making a career-high 46 appearances for the Chihuahuas and tied his career high with 5 winning decisions.
- Made his Major League debut with the Padres on April 24 vs. LAD, retiring all 3 batters he faced on 10 pitches in the 9th inning of SD's 10-2 defeat.
- Had 4 separate stints with the big league club, going scoreless in 4 of his 7 appearances with a 9.00 ERA (5 ER, 5.0 IP) and a .388 opp. AVG.
- Major League lefties were 0-for-5 against Kerr, while righties hit .273 (3-for-11).
- He finished off the game in 6 of his 7 ML appearances, with SD going 1-6 in his outings.
- Per Statcast, Kerr relied on 5 pitches at the ML level: 4-Seam Fastball (36.4%), Slider (30.7%), Curveball (27.3%), Sinker (4.5%) and Changeup (1.1%).
- Posted a 5.08 ERA (25 ER, 44.1 IP) in 46 relief appearances with the Chihuahuas...Triple-A lefties hit .219 (12-for-56) against him and righties went .297 (33-for-111).
- Pitched in his 100th professional career game in his 2nd appearance of the season on April 8 at Round Rock.

## 2021

- Split the season between Arkansas (AA) and Tacoma (AAA), going a combined 2-1 with 5 saves and a 3.18 ERA (14 ER, 39.2 IP) across 36 appearances (1 start).
- Began the season with ARK and went 2-1 with a 2.83 ERA (9

ER, 28.2 IP), 2 holds and 3 saves in 6 save opportunities...he also posted a 43-to-10 SO/BB ratio and limited hitters to a .176 AVG along with a 0.98 WHIP.

- Promoted to TAC on Aug. 24, where he spent the remainder of the season.
- Blew the save in his Triple-A season debut on Aug. 26 vs. Salt Lake, issuing a season-high-tying 3 BB...did not allow a run over his next 7 appearances from Aug. 28-Sept. 16.
- Made his only start of the season and his first since 2019 in his penultimate appearance of the campaign on Sept. 27 @ Round Rock, tossing 1.0 scoreless inning.
- Overall for TAC, made 12 appearances (1 start) with a 4.09 ERA, .205 opp. AVG and 13.91 SO/9 IP ratio.

## 2020

- Was not a part of the Mariners' 60-man player pool at their alternate training site in 2020.

## 2019

- Spent the season with High-A Modesto, but also appeared in 1 game with AAA Tacoma on July 6 at Fresno.
- Among California League leaders, he ranked T-6th in walks (51), T-14th in saves (4) and T-18th in appearances (35).
- Averaged 9.29 SO/9 IP...struck out at least 1 batter in 32 of 36 appearances, including a season-high 6 batters on May 31 vs. Visalia.
- Tossed at least 2.0 innings in 26 of 36 appearances, including a season-high 6.0 innings on May 10 vs. Lancaster.
- Made 10 starts with Modesto, including each of his first 9 appearances to open the season, April 8-May 21.
- Went 0-2 with a 4.10 ERA (19 ER, 41.2 IP) in 10 starts.
- Went 2-3 with a 1.02 ERA (4 ER, 35.1 IP) over his final 20 appearances from June 23-Sept. 1...in that span, limited opponents to a .179 AVG (22-for-123), while walking 18 and striking out 48 over 35.1 IP.
- Didn't allow an ER (5 R) over 19.2 IP from June 23-July 21, going 3-1 with 1 save over 10 games (.125, 8-for-64, 5 BB, 19 K).
- Recorded the win in his Triple-A debut on July 6 @ Fresno, striking out 2 in 2.1 scoreless innings in relief.

# RAY KERR



- Represented the Mariners on the Peoria Javelinas roster in the Arizona Fall League...went 0-0 with a 1.93 ERA (2 ER, 9.1 IP) in 6 relief appearances (.14 AVG; 5-for-35, 6 BB, 9 K).

## 2018

- Made 25 starts for Clinton (A) in his first full professional season...tossed a career-high 111.1 IP and ranked T-5th in the Midwest League with 25 starts.

## 2017

- Made his professional debut in his only appearance with the AZL Mariners on Sept. 1 vs. the AZL Angels.

## PERSONAL

- Graduated from Hug (NV) High School in 2013...attended Mendocino College in 2014 before transferring to Lassen Community College (2016-17).

### RAY KERR CAREER PITCHING

Season	Team	League	W	L	ERA	G	GS	CG	SV	SVO	IP	H	R	ER	HR	HB	BB	SO	WHIP	AVG	AB	WP	GDP	TBF	NP/S
2017	MAR	ROK	0	0	0.00	1	0	0	0	0	1.0	0	0	0	0	0	0	2	0.00	.000	3	0	0	3	7/7
2018	CLI	A(Full)	5	11	4.28	25	25	0	0	0	111.1	117	66	53	14	6	43	101	1.44	.272	430	6	15	484	1851/1178
2019	MOD	A(Adv)	3	7	3.91	35	10	0	4	4	89.2	85	54	39	1	8	51	93	1.52	.252	337	8	5	403	1615/992
2019	TAC	AAA	1	0	0.00	1	0	0	0	0	2.1	0	0	0	0	0	2	0.00	.000	7	0	0	7	34/21	
2019	2 Teams	Minors	4	7	3.82	36	10	0	4	4	92.0	85	54	39	1	8	51	95	1.48	.247	344	8	5	410	1649/1013
2021	ARK	AA	2	1	2.83	24	0	0	3	6	28.2	18	11	9	2	1	10	43	0.98	.176	102	5	2	115	500/306
2021	TAC	AAA	0	0	4.09	12	1	0	2	4	11.0	8	5	5	0	2	6	17	1.27	.205	39	1	1	48	190/120
2021	2 Teams	Minors	2	1	3.18	36	1	0	5	10	39.2	26	16	14	2	3	16	60	1.06	.184	141	6	3	163	690/426
2022	ELP	AAA	5	0	5.08	46	0	0	3	5	44.1	45	29	25	4	1	36	67	1.83	.269	167	3	9	205	852/496
2022	SD	MLB	0	0	9.00	7	0	0	0	0	5.0	3	5	5	1	0	4	3	1.40	.188	16	1	0	21	88/49
Career		MLB	0	0	9.00	7	0	0	0	0	5.0	3	5	5	1	0	4	3	1.40	.188	16	1	0	21	88/49
Career		Minors	16	19	4.09	144	36	0	12	19	288.1	273	165	131	21	18	146	325	1.45	.252	1085	23	32	1265	5049/3120

## CAREER TRANSACTIONS

OPTIONS USED: 1/3

- 2017 Signed by SEA as a non-drafted free agent, August 22
- 2021 Acquired by SD from SEA along with OF Corey Rosier in exchange for INF Adam Frazier, November 27



# HA-SEONG KIM

Height: 5-10 Bats: R

Weight: 187 Throws: R

HA-song

hsh\_07

# 7

INF

Full Name	Ha-Seong Kim
Date of Birth	October 17, 1995 in Bucheon, South Korea
Current Residence	Bucheon, South Korea
2023 Opening Day Age	27
MLB Service Time	2.000
MLB Debut	April 1, 2021 vs. ARI (with SD)
How Obtained	Signed as a international free agent on December 31, 2020
Contract Status	Signed through 2024 (mutual option for 2025)

## QUICK HITS

- Officially posted by the KBO's Kiwoom Heroes on December 7, 2020. Signed a 4-year contract with the Padres on Dec. 31, 2020, becoming the Padres' 1st Korean-born position player.
- Recorded the final out of Joe Musgrove's no-hitter (the 1st in Padres history) on April 9, 2021 @ TEX. The final play went 6-3, with Jurickson Profar at first base.
- In 2022, became 1 of 4 Padre shortstops in club history to play at least 131 games at SS and own a .704 OPS or higher in a season, joining Garry Templeton (1985), Chris Gomez (1998) and Khalil Greene (2004, 2007).
- His .982 fielding percentage during the 2022 season was the highest fielding percentage for a Padres' shortstop in a 162-game season since 2018, when Freddy Galvis turned in a franchise-best .986 fielding percentage. Kim's .982 clip ranks as the 5th-highest, single-season fielding percentage in Padres' franchise history.
- Clayton Kershaw was his mom's favorite player growing up. Said Kim: "My mother always said, 'I want you to play on the same stage as Kershaw...!' On June 22, 2021 at Petco Park, he hit a pinch-hit, game deciding HR off Kershaw. His family was watching the game live back in Korea, and Ha-Seong said, "My mother cried a little!"
- In 2021, his 2.1 defensive WAR was the 3rd-highest in the NL per Baseball Reference, behind just COL's Ryan McMahon (2.5) and PIT's Jacob Stallings (2.3).

## 2022 SEASON

- In his second Major League season, Kim notched career highs across all offensive categories and was named a 2022 Gold Glove award finalist.
- Became 1 of 4 Padre shortstops in club history to play at least 131 games at shortstop and own a .704 OPS or higher in a season, joining Garry Templeton (1985), Chris Gomez (1998) and Khalil Greene (2004, 2007).
- Turned in the team's third-highest WAR (3.7), trailing just Manny Machado's 7.4 WAR and Jake Cronenworth's 4.1 WAR.
- His .982 (8 E/ 455 TC) fielding percentage was the highest fielding percentage for a Padres' shortstop in a 162-game season since 2018, when Freddy Galvis turned in a franchise-best .986 (9 E/ 630 TC) fielding percentage...Kim's

## ACCOLADES

National League Glove Award Finalist (2022, SS w/ SD)


KBO Golden Glove Award (SS, 2018 & 2019)



.982 clip ranks as the fifth-highest, single-season fielding percentage in Padres' franchise history.

- Among Padre infielders, his 6 outs above average trailed only Machado's 8 OAA.
- Wrapped his 2022 campaign ranking fourth on the team in batting average (.251).
- His career-high 150 games played ranked fifth all-time among Korean-born players and are the most since Shin-Soo Choo's 151 games with Texas...his 130 hits, 87 singles, 29 doubles and 12 stolen bases during the 2022 season were the most in the National League by a Korean-born player since Choo's 2013 season with CIN...also trails only Choo among Korean-born players in single-season highs in hits (9th), singles (9th), doubles (8th), triples (T-2nd) and stolen bases (T-5th).
- Concluded the season reaching base in 16 of his final 18 games, collecting a hit in 12 of those games with four doubles, three home runs and eight RBI at a .288 clip.

# HA-SEONG KIM



**POSTSEASON:** The 2022 playoffs marked his first MLB Postseason, and his 8 runs scored tied with Trent Grisham for the most in a single Postseason in franchise history.

- Alongside Machado, Kim's 3 doubles tied for 2nd-most in team history and are the most since the 1998 Postseason when Rubén Rivera collected a franchise-high 4 doubles.
- On the team, his 6 walks trailed just Jurickson Profar's 8 and were also the 2nd-most since the 1998 season when several Padres collected 7-plus walks.

## 2021

- Posted by the KBO's Kiwoom Heroes on Dec. 7, 2020... signed a 4-year contract with SD on Dec. 31, 2020, becoming the Padres' 1st Korean-born position player.
- Made his Major League debut on April 1, 2021 vs. ARI, pinch hitting in the T-7th (struck out swinging)...logged his 1st MLB hit, multi-hit game, and RBI in his next appearance on April 3 vs. ARI, going 2-for-4 with an RBI.
- Entered 2021 rated as the No. 78 prospect by *Baseball America* and No. 86 by ESPN...*Baseball America* also ranked Kim as the Padres' No. 5 overall prospect and their 2nd-highest ranked infield prospect, behind just SS CJ Abrams.
- His 2.1 defensive WAR was the 3rd-highest in the National League per Baseball Reference, behind just COL's Ryan

McMahon (2.5) and PIT's Jacob Stallings (2.3).

- Had a season-long 5-game hitting streak from May 17-23, batting .316 (6-for-19) with 3 2B, 1 3B and 4 RBI...had a season-long 7-game on-base streak (reaching via hit, walk, or hit-by-pitch) from May 15-23.
- The Padres were 59-58 in games in which he appeared and 38-25 in games in which he started.
- Hit .222 vs. left-handers (18-for-81) with 7 2B and 2 HR and hit .194 (36-for-186) vs. RHP with 5 2B, 2 3B and 6 HR.
- Posted a .719 OPS at Petco and a .530 OPS on the road.
- Slugged .406 vs. NL West opponents (5 2B and 4 HR).
- Made 40 app. as a PH, batting .114 (4-for-35) with a HR and 4 BB.
- His 3 outs above average tied with Adam Frazier and Manny Machado for the highest among Padres' infielders, and was T-2nd on the team behind Trent Grisham's 6 OAA.
- In the field, made appearances at second base (21 games and 20 starts), third base (23 games and 18 starts), and shortstop (35 games and 25 starts)...made 5 errors.

## 2020

- Played 138 games with the Kiwoom Heroes of the Korean Baseball Organization (KBO), appearing in 96 games at

# HA-SEONG KIM



shortstop and 55 games at third base.

- Hit .306 (163-for-533) with a career-high 30 HR, .397 OBP, .921 OPS, 24 2B, 109 RBI, 23 SB, 111 runs scored and 75 walks to just 68 strikeouts.
- Led his club in HR, RBI and runs scored, and among all KBO players, Kim ranked 3rd in runs scored, 5th in stolen bases, 6th in walks, 8th in total bases (279), 9th in RBI, 10th in HR, 11th in hits and OPS, 12th in AVG and 13th in SLG (.523).
- His walk-to-strikeout rate in 2020 in the KBO more than doubled his first full season in 2015, when he walked 56 times and struck out 115 times.
- At 25, he was the youngest player among the top 10 home-run hitters in the KBO in 2020...Mel Rojas Jr. led with 47 HR, and former MLB players Preston Tucker (32), Jamie Romak (32) and Aaron Altherr (31) finished ahead of Kim, who ranked 9th in the league.
- Prior to his posting, was ranked by FanGraphs as their No. 8 highest rated free agent in 2021.

## 2019

- In his 6th season with the Kiwoom Heroes (previously named Nexen, after the naming rights were sold to Kiwoom

Securities), he batted a career-high .307 (166-for-540) with 38 2B, 2 3B and 19 HR in 139 games.

- Stole a career-high 33 bases and was caught just 4 times... set career highs in hits, doubles and run scored.
- Earned his 2nd KBO Gold Glove award in as many years at SS...played in 105 G (with 100 GS) and logged 846.0 innings at SS in 2019 with 15 errors, 62 double plays turned and a .967 fielding %...also played in 36 games at 3B (28 starts).

## 2018

- Earned his 1st-career KBO Gold Glove award at SS for the Nexen Heroes, playing in 126 games (124 starts) at short with a .979 fielding %.
- Hit .288 on the season in 129 games (147-for-511) with a .358 OBP, .474 SLG and .832 OPS.

## 2014-17

- Hit .302 in 141 games with the Nexen Heroes in the KBO in **2017**, logging a career-high 114 RBI...posted a .889 OPS, which is the 2nd-highest mark behind just his .921 OPS in 2020...in **2016**, logged a career-high 7 triples in a career-high 144 games...also swiped 28 bags, 2nd most in a season in



# HA-SEONG KIM



his career behind his 33 SB in 2019...was caught stealing 15 times, the most in a season...in his first full professional season in **2015**, was fanned the most times in a season (115 SO), and he slashed .290/.362/.489 in 140 games played... in **2014**, in his rookie campaign with the Nexen Heroes, he hit just .188 (9-for-48) with 2 2B, 1 3B, 2 HR, 8 BB, 7 RBI and 4 SB...selected by the Heroes in the 3rd round of the 2014 KBO Draft from Yatap High School in Seongnam.

with such great talent as Manny Machado, Fernando Tatis, Jake Cronenworth and Eric Hosmer. As a new addition to the team, I too will grow as a player as well as contribute significantly to the team."

- In 2019, played in the WBSC Premier12 (World Baseball Softball Confederation) at which Team Korea won silver and qualified for the Tokyo Olympic Games...Kim and OF Jung-hoo Lee were Korea's representatives on the All-World Team named after the tournament.
- Attended Yatap High School in Seongnam, from which he was drafted by the Nexen Heroes in 2014.
- Respects Chan Ho Park, who gave Kim advice about playing in the United States for the first time.

## PERSONAL

- In his introductory interview on January 5, 2021, Kim opened the Zoom call by introducing himself in English: "Hello everyone. I am Ha-Seong Kim of the San Diego Padres. Nice to meet you all." Kim continued in Korean: "It's truly my honor to join the San Diego Padres, the Major League's best baseball team with tremendous firepower and excellent pitching. I'm very excited to be part of a team

## HA-SEONG KIM CAREER BATTING

Season	Team	League	AVG	G	AB	R	H	2B	3B	HR	RBI	BB	SO	SB	CS	OBP	SLG	OPS	PA	HBP	SAC	SF	GIDP
2014	Nexen	KBO	.188	60	48	17	9	2	1	2	7	8	13	4	3	.298	.396	.694	59	0	2	1	2
2015	Nexen	KBO	.290	140	511	89	148	35	5	19	73	56	115	22	4	.362	.489	.851	582	5	4	6	10
2016	Nexen	KBO	.281	144	526	92	148	29	7	20	84	60	80	28	15	.358	.477	.836	599	6	2	5	7
2017	Nexen	KBO	.302	141	526	90	159	36	3	23	114	58	65	16	8	.376	.513	.889	601	8	2	7	8
2018	Nexen	KBO	.288	129	511	95	147	27	4	20	84	54	81	8	2	.358	.474	.832	576	5	1	5	16
2019	Kiwoom	KBO	.307	139	540	112	166	38	2	19	104	70	80	33	4	.389	.491	.880	625	7	1	7	12
2020	Kiwoom	KBO	.306	138	533	111	163	24	1	30	109	75	68	23	2	.397	.523	.921	622	8	3	3	12
2021	SD	MLB	.202	117	267	27	54	12	2	8	34	22	71	6	1	.270	.352	.622	298	4	2	3	6
2022	SD	MLB	.251	150	517	58	130	29	3	11	59	51	100	12	2	.325	.383	.708	582	7	3	4	9
Career	MLB	MLB	.235	267	784	85	184	41	5	19	93	73	171	18	3	.306	.372	.678	880	11	5	7	15
Career	KBO	KBO	.294	891	3195	606	940	191	23	133	575	381	502	134	38	.373	.493	.866	3664	39	15	34	67

## WILD CARD

Season	Team	League	AVG	G	AB	R	H	2B	3B	HR	RBI	BB	SO	SB	CS	OBP	SLG	OPS	PA	HBP	SAC	SF	GIDP
2022	SD	MLB	.250	3	8	4	2	1	0	0	0	4	4	1	1	.500	.375	.875	12	0	0	0	0

## DIVISION SERIES

Season	Team	League	AVG	G	AB	R	H	2B	3B	HR	RBI	BB	SO	SB	CS	OBP	SLG	OPS	PA	HBP	SAC	SF	GIDP
2022	SD	MLB	.167	4	18	3	3	2	0	0	1	0	7	0	0	.167	.278	.445	18	0	0	0	0

## LEAGUE CHAMPIONSHIP SERIES

Season	Team	League	AVG	G	AB	R	H	2B	3B	HR	RBI	BB	SO	SB	CS	OBP	SLG	OPS	PA	HBP	SAC	SF	GIDP
2022	SD	MLB	.176	5	17	1	3	0	0	0	2	2	3	0	0	.263	.176	.439	19	0	0	0	0

## POSTSEASON (COMBINED)

Season	Team	League	AVG	G	AB	R	H	2B	3B	HR	RBI	BB	SO	SB	CS	OBP	SLG	OPS	PA	HBP	SAC	SF	GIDP
2022	SD	MLB	.186	12	43	8	8	3	0	0	3	6	14	1	1	.286	.256	.542	49	0	0	0	0

## CAREER TRANSACTIONS

OPTIONS USED: 0/3

2020 Signed by SD as an international free agent, December 31



# REISS KNEHR

Height: 6-3 Bats: L  
Weight: 227 Throws: R

🎧 kah-NEER

# 33

RHP

Full Name	David Reiss Knehr
Date of Birth	November 3, 1996 in Manhasset, New York
Current Residence	Manhasset, New York
2023 Opening Day Age	26
MLB Service Time	0.079
MLB Debut	July 9, 2021 vs. COL
How Obtained	Signed as a 20th-round selection in the 2018 First-Year Player Draft on June 18
Contract Status	Signed through 2023

## QUICK HITS

- Made 17 appearances and 6 starts for the Padres across the 2021 and '22 seasons, owning a 4.64 ERA and .219 opponents' average.
- Exactly half of his 88 minor league appearances came in a starting role (44) from his first professional season in 2018 through 2022, striking out 286 hitters in 264.1 IP (9.7 SO/9 IP).
- Had his contract selected on July 9, 2021 from Double-A prior to making a Triple-A appearance, and he made his Major League debut that same day with a start vs. COL. Allowed 2 runs on 3 hits in 3.1 IP, striking out 3 and walking 4 in SD's 4-2 win.
- Struck out 10 batters twice in a 3-start span during the 2019 season for Lake Elsinore.
- His 11.26 SO/9 ratio in '19 ranked 9th in the California League (min. 10 starts) and 3rd on the Storm staff, behind MacKenzie Gore and Luis Patiño.

## 2022 SEASON

- Made 5 appearances for the Padres in 2022, posting a 3.95 ERA (6 ER, 13.2 IP) with a .216 opponent clip and 10 strikeouts against four walks.
- 4 of his 5 ML appearances in '22 came against Colorado, including 1 start on August 2 in Game 2 of the doubleheader (3.2 IP, 4 H, 2 ER).
- In his 3 relief outings vs. COL in '22 (June 11, June 17 and July 12), he tossed a combined 8.1-shutout innings of 3-hit ball with 7 strikeouts and no walks.
- Per Statcast, Knehr relied on 6 pitches in '22 at the ML level: 4-Seam Fastball (25.2%), Sinkers (25.2%), Curveball (20.2%), Changeup (19%), Cutter (5.4%) and Slider (5%).
- Spent the entirety of his minor league season at the AAA level for the first time, posting MiLB career highs in appearances (32), innings pitched (87.2) and strikeouts (92) to go along with a 6.88 ERA (67 ER, 87.2 IP).
- Tagged with the loss in 3 of his first 4 appearances from April 10-27 (7.91 ERA) before earning the win in back-to-back starts at Sugar Land on May 3 and May 8.
- Posted 6.2 consecutive scoreless innings across 7 relief appearances from June 29-July 17, going 1-0 and recording his lone save of the season on July 9 at Sugar Land.

## ACCOLADES

### Triple-A West Pitcher of the Week (August 1, 2021)

## 2021

- Split his season between SD, El Paso (AAA) and San Antonio (AA), making 19 combined MiLB appearances (16 starts) with a 3.57 ERA and 12 appearances (5 starts) for SD with a 4.97 ERA.
- Had his contract selected on July 9 from Double-A prior to making a Triple-A appearance and made his ML debut that same day with a start vs. COL...allowed 2 runs on 3 hits, striking out 3 and walking 4 in SD's 4-2 victory...was optioned to ELP the following day, 1 of 5 options throughout the season.
- In his 5 starts for SD, he went 0-2 with a 6.46 ERA (11 ER, 15.1 IP) and .246 opp. AVG...in his 7 relief appearances, he went 1-0 with a 3.29 ERA (5 ER, 13.2 IP) and .191 opp. AVG.
- Recalled from ELP as the 27th man to start the back end of a doubleheader on July 21 @ ATL (1.2 IP, H, 3 ER), but the game was suspended due to rain...the game was resumed in San Diego at Petco Park as part of a doubleheader on Sept. 24, and Knehr was recalled as the 29th man to start the originally scheduled game on the back end of the doubleheader, tossing a career-high 4.0 IP (5 H, 3 ER).
- Earned his 1st ML victory on Aug. 15 @ ARI (2.0 IP, 3 H, ER)
- While in the big leagues, limited LHH to a .182 AVG while RHH batted .250.
- Began the season with San Antonio (AA), going 6-1 with a 3.90 ERA across 11 starts...made 8 appearances (5 starts) for the Chihuahuas, going 0-2 with a 2.66 ERA (6 ER, 20.1 IP)...from August 27-Sept. 20, he made 6 app. (3 starts) for ELP, going 0-1 with 1 save and a 3.09 ERA.
- Earned Triple-A West Pitcher of the Week honors on Aug. 1.

## 2020

- Was not a part of the Padres' 60-man player pool at their Alternate Training Site in 2020.

## 2019

- Spent the entire campaign with Lake Elsinore (A), going 3-5 with a 5.43 ERA (40 ER, 66.1 IP) in 17 app (12 starts).

# REISS KNEHR



- Earned his 1st save of 2019 and the third of his career in his 1st outing on May 31 vs. San Jose...tossed a scoreless 8th inning in his 2nd outing in LE's 9-3 defeat on June 4.
- Over his next 7 outings (6 starts) from June 8-July 17, went 3-2 with a 2.88 ERA (11 ER, 34.1 IP) with a 12.05 SO/9 ratio and .217 opp. AVG.
- Posted a career-high 10 strikeouts twice in 3 appearances... struck out 10 in LE's 10-0 victory vs. Lancaster on July 4... struck out another 10 13 days later on July 17 vs. Modesto in a career-high 8.0 IP in the Storm's 4-1 extra inning defeat... Knehr did not start the game, but pitched the 3rd thru 10th innings, allowing just 5 hits.
- Went 0-3 with a 9.00 ERA (28 ER, 28.0 IP) in his final 8 app. (6 starts) of the campaign...he allowed 9 runs (8 ER) across 4.1 IP on July 23, 8 runs (all earned) in 1.0 IP of relief on Aug. 4 and 8 runs (6 ER) in 5.2 IP on Aug. 14...excluding those 3 outings, he posted a 2.93 ERA with a .229 opp. AVG.

## 2018

- Made his professional debut with 12 relief appearances for the Rookie-Level AZL Padres 1, going 3-0 with a 2.84 ERA (6 ER, 19.0 IP), 25 SO against 8 BB and a .167 opp. AVG.
- Converted both of his 1st 2 professional save opportunities on July 14 and 18.
- Promoted to Fort Wayne (A) on Aug. 4 and took his only loss of the campaign in his TinCaps debut that same day vs. Lansing, allowing 3 runs on 2 hits in the 7th in FW's 5-3 loss.
- Overall for FW, went 0-1 with a 4.02 ERA (7 ER, 15.2 IP) and a .241 opp. AVG in 8 appearances (1 start).

# REISS KNEHR



## PERSONAL

- Served as a 2-way player (SP/OF) during his 3-year career at Fordham University, finishing in a tie for 2nd place on Fordham's career strikeouts list (218)...his 2.93 career ERA ranks 10th in the school's history.
- Earned Atlantic 10 Pitcher of the Week on May 14, 2018 after throwing a complete game, 4-hit shutout at Massachusetts with a season-high 10 strikeouts.
- A multi-sport athlete at St. Dominic High School in Oyster Bay, New York, he played for the varsity baseball, soccer, basketball and football teams.
- Majored in Communications with a concentration in Media, Culture, & Society.

## REISS KNEHR CAREER PITCHING

Season	Team	League	W	L	ERA	G	GS	CG	SV	SVO	IP	H	R	ER	HR	HB	BB	SO	WHIP	AVG	AB	WP	GDP	TBF	NP/S
2018	SDI	ROK	3	0	2.84	12	0	0	2	2	19.0	12	8	6	2	0	8	25	1.05	.167	72	3	2	80	163/125
2018	FW	A(Full)	0	1	4.02	8	1	0	0	1	15.2	14	8	7	1	3	7	20	1.34	.241	58	1	1	69	276/167
2018	2 Teams	Minors	3	1	3.38	20	1	0	2	3	34.2	26	16	13	3	3	15	45	1.18	.200	130	4	3	149	439/292
2019	LE	A(Adv)	3	5	5.43	17	12	0	1	2	66.1	71	43	40	11	3	28	83	1.49	.267	266	6	2	298	1229/766
2021	SA	AA	6	1	3.90	11	11	0	0	0	55.1	41	24	24	4	6	22	46	1.14	.209	196	2	6	225	917/569
2021	ELP	AAA	0	2	2.66	8	5	0	1	1	20.1	15	6	6	3	1	9	20	1.18	.211	71	0	4	82	304/193
2021	SD	MLB	1	2	4.97	12	5	0	0	0	29.0	23	16	16	2	2	20	20	1.48	.221	104	3	1	129	513/309
2021	2 Teams	Minors	6	3	3.57	19	16	0	1	1	75.2	56	30	30	7	7	31	66	1.15	.210	267	2	10	307	1221/762
2022	ELP	AAA	4	4	6.88	32	15	0	1	4	87.2	89	68	67	18	3	55	92	1.64	.259	344	7	4	403	1642/961
2022	SD	MLB	0	0	3.95	5	1	0	0	0	13.2	11	6	6	1	4	4	10	1.10	.216	51	0	1	59	242/146
Career		MLB	1	2	4.64	17	6	0	0	0	42.2	34	22	22	3	6	24	30	1.36	.219	155	3	2	188	755/455
Career		Minors	16	13	5.11	88	44	0	5	10	264.1	242	157	150	39	16	129	286	1.40	.240	1007	19	19	1157	4531/2781

## CAREER TRANSACTIONS

OPTIONS USED: 2/3

2018 Signed by SD as a 20th-round selection in the First-Year Player Draft, June 18



# TAYLOR KOHLWEY

NRI

Height: 6-3      Bats: L  
Weight: 210      Throws: L

COLLEGE: COLE-way

# 88

OF

Full Name	Taylor Scott Kohlwey
Date of Birth	January 20, 1994 in La Crosse, Wisconsin
Current Residence	Onalaska, Wisconsin
2023 Opening Day Age	28
MLB Service Time	0.000
How Obtained	Signed as a 21st-round selection in the 2016 First-Year Player Draft on June 14
Contract Status	Signed through 2023

## QUICK HITS

- His 149 hits in 2022 led the entire Pacific Coast League and ranked 4th among all those at the Triple-A level. In the PCL, he finished T-3rd in doubles (32), 4th in OBP (.389), 5th in average (.297), T-7th in walks (68), and T-8th in RBI (82).
- In 236 career games for Triple-A El Paso (2019 & '21-'22), he's hit .306 (265-for-866).
- Hit for the cycle August 10, 2022 vs. Sugar Land, the fourth cycle in El Paso club history.
- On July 11, 2021, he hit the first inside-the-park grand slam in El Paso team history. Four nights later on July 15, he became the first player in Chihuahuas history to record a 3-triple game.
- Was the 2016 Division III Player of the Year out of the University of Wisconsin-La Crosse...was named to the D3baseball.com 2010's All-Decade First Team in August 2020.

## 2022 SEASON

- Spent the entire season with Triple-A El Paso, playing in a team-high 128 games and leading the Pacific Coast League in hits (149).
- Hit for the cycle August 10 vs. Sugar Land, the fourth time in team history an El Paso hitter hit for the cycle (first since Jason Vosler, July 25, 2019 at Las Vegas).
- Hit .297 (149-for-501) with 32 doubles, four triples, 11 home runs, 82 RBI, 68 walks, and a .389 OBP, .443 SLG, and .832 OPS...set career-high in hits, runs scored (87), doubles, home runs, RBI, and walks.
- His 149 hits in 2022 led the entire PCL and ranked 4th among all those at the Triple-A level...in the PCL, he finished T-3rd in doubles (32), 4th in OBP (.389), 5th in average (.297), T-7th in walks (68), and T-8th in RBI (82).
- Had a pair of 4-hit games in 2022 (June 29 vs. Oklahoma and August 9 vs. Sugar Land).
- His 14-game hitting streak ended on June 25, the longest of his professional career (previous career-long hit streak was 12 back in 2021 with the Chihuahuas)...Kohlwey became the third El Paso hitter in 2022 to attain a new career-long hitting streak, following OF Nomar Mazara and OF Shogo Akiyama.

## ACCOLADES

MiLB Organization All-Star (2019 & '21, SD)

California League Player of the Week (May 5, 2019 - Lake Elsinore)

- Had a 30-game on-base streak that ended on May 22 at Round Rock...it was the longest on-base streak of his professional career and tied for the longest of the season by an El Paso player.

## 2021

- Began the season with San Antonio (AA) before being assigned to El Paso (AAA) on May 12...was assigned back to SA on June 2 before being re-assigned to ELP on June 16 where he remained for the rest of the season.
- While with the Missions, he hit .269 (18-for-67) with 5 2B, 1 HR, 13 RBI and 12 runs scored in 18 games for the Missions.
- Finished 3rd among Triple-A West leaders in batting average (.319) while with the Chihuahuas.
- Ranked among ELP club leaders in OBP (.381, 2nd), RBI (56, 2nd), total hits (109, 3rd), walks (37, 4th), doubles (18, T-5th), runs scored (47, T-6th) and stolen bases (9).
- Collected 27 multi-hit games, 3 3-hit games and 1 four-hit game.
- Played in 97 games for ELP and made 33 appearances in RF, 23 in LF, 21 in CF, 18 at 1B and 1 as the DH...recorded 3 OF assists, T-2nd most on the club.
- Homered July 2 for his first career HR at the Triple-A level...the following night on July 3, he reached base 5 times out of the leadoff spot, going 4-for-4 with his 2nd career Triple-A home run, 2 RBI and 1 BB...his 4 hits and 4 runs scored both tied his career highs.
- In a July 11 game that was suspended and resumed on July 12, he hit an inside-the-park grand slam, the first in team history, and the fifth inside-the-park homer in team history.
- Had 3 triples on July 15, the most by a Chihuahuas player in a single game in team history...from 1913-2021, only 29 Major League players had 3 triples in a single game, with Yasiel Puig for LAD being the last to do so on July 25, 2014...in addition, the 3 triple game would have tied the old Pacific Coast League record for most triples in a game...it had happened only 9 times in PCL history dating back to the early 1900's, and was last done by OF Peter Bourjos for the Salt Lake Bees on April 16, 2010 at Tacoma...no player in the

# TAYLOR KOHLWEY



recorded history of Major League Baseball has hit four triples in a single game.

- Overall in 25 July games, he slashed .379/.427/.568 with 3 2B, 3 3B, 3 HR, 17 RBI, 8 BB and 20 SO while converting all 3 of his stolen base opportunities.
- Posted a season and career-long 12-game hitting streak from Sept. 5-18, reaching base multiple times in each of those contests with a .452 batting average.

## 2020

- Did not appear in the Padres 60-man player pool at their Alternate Training Site during the regular season.

## 2019

- Played in 3 levels of the Padres' system in 2019, appearing in 19 games for Lake Elsinore (A), 65 games for Amarillo (AA) and 11 for El Paso (AAA).
- Finished off his stay at LE earning California League Player of the Week honors for the week ending on May 5, slashing .609/.667/.783 and earning a promotion to AMA on May 6.
- Reached the Triple-A level for this first time in his career after being promoted to ELP on Aug 17...hit .304 (7-for-23) with 2 2B, 9 RBI and 4 runs scored in 11 games.
- Was assigned back to AMA on Sept. 4 for their Texas League title run and hit .364 (4-for-11) with 3 2B, 1 RBI, 3 runs scored and 2 walks.

## 2016-2018

- Spent **2018** between LE and SA, hitting a combined .252 with 11 2B, 4 3B, 8 HR, 31 RBI and 32 runs scored in 89 contests.
- Spent the duration of **2017** with LE, hitting .244 with 15 2B, 5 3B, 1 HR, 25 RBI and 40 runs scored across 92 games.
- Made his professional debut in **2016**, hitting a combined .260 between LE, Fort Wayne (A) and Tri-City (A).

## PERSONAL

- In August 2020, the former University of Wisconsin-La Crosse outfielder was named to the D3baseball.com 2010's All-Decade First Team, 1 of 19 players selected to the first team, including 1 of 3 outfielders.
- Started 151 of 157 career games at UWL from 2013-16...ranks first in school history in AVG (.477), runs (191), hits (277), 2B (58), RBI (154) and slugging percentage (.704).
- He earned the 2016 America Baseball Coaches Association/Rawlings Gold Bat Award for NCAA Division III Player of the Year, and was a 3-time ABCA All-America First Team selection (2014-16).
- He recorded a 51-game hitting streak across his 2015 junior and 2016 senior seasons, the 2nd-longest streak in NCAA Division III history.

## TAYLOR KOHLWEY CAREER BATTING

Season	Team	League	AVG	G	AB	R	H	2B	3B	HR	RBI	BB	SO	SB	CS	OBP	SLG	OPS	PA	HBP	SAC	SF	GIDP
2016	TRI	A(Short)	.220	33	127	14	28	4	4	1	20	19	27	8	3	.324	.339	.663	148	1	0	1	1
2016	FW	A(Full)	.357	7	28	3	10	1	0	0	2	2	6	4	1	.419	.393	.812	32	1	1	0	0
2016	LE	A(Adv)	.302	13	53	8	16	2	2	0	3	3	16	0	1	.351	.415	.766	57	1	0	0	1
2016	3 Teams	Minors	.260	53	208	25	54	7	6	1	25	24	49	12	5	.343	.365	.708	237	3	1	1	2
2017	LE	A(Adv)	.244	92	303	40	74	15	5	1	25	27	81	2	2	.314	.337	.651	344	5	6	3	4
2018	LE	A(Adv)	.196	17	46	7	9	3	0	2	9	5	17	1	0	.283	.391	.674	54	1	1	1	1
2018	SA	AA	.265	72	204	25	54	8	4	6	22	25	58	4	4	.359	.431	.790	240	6	3	2	1
2018	2 Teams	Minors	.252	89	250	32	63	11	4	8	31	30	75	5	4	.345	.424	.769	294	7	4	3	2
2019	LE	A(Adv)	.387	19	62	8	24	2	2	1	10	7	15	2	0	.444	.532	.976	72	1	0	2	0
2019	AMA	AA	.276	65	203	46	56	10	1	4	22	29	54	6	3	.382	.394	.776	239	6	1	0	2
2019	ELP	AAA	.304	11	23	4	7	2	0	0	9	3	4	1	0	.393	.391	.784	28	1	0	1	0
2019	3 Teams	Minors	.302	95	288	58	87	14	3	5	41	39	73	9	3	.396	.424	.820	339	8	1	3	2
2021	SA	AA	.269	18	67	12	18	5	0	1	13	14	14	2	3	.393	.388	.781	84	1	0	2	1
2021	ELP	AAA	.319	97	342	47	109	18	4	7	56	37	84	9	3	.381	.456	.837	383	0	0	4	4
2021	2 Teams	Minors	.311	115	409	59	127	23	4	8	69	51	98	11	6	.383	.445	.828	467	1	0	6	5
2022	ELP	AAA	.297	128	501	87	149	32	4	11	82	68	91	9	3	.389	.443	.832	587	11	1	6	8
Career		Minors	.283	572	1959	301	554	102	26	34	273	239	467	48	23	.367	.413	.780	2268	35	13	22	23

## CAREER TRANSACTIONS

OPTIONS USED: 0/3

2016

Signed by SD as a 21st-round selection in the First-Year Player Draft, June 14



# AARON LEASHER

NRI

Height: 6-2      Bats: L  
Weight: 199      Throws: L

@aaronleasher

aaronleasher

# 91

LHP

Full Name	Aaron Leasher
Date of Birth	August 28, 1996 in Mount Pleasant, Michigan
Current Residence	Mount Pleasant, Michigan
2023 Opening Day Age	26
MLB Service Time	0.000
How Obtained	Signed as a sixth-round selection in the 2017 First-Year Player Draft on June 23
Contract Status	Signed through 2023

## QUICK HITS

- Received Major League Spring Training invites to Padres camp in 2021 and '23.
- Made more than twice as many relief appearances (24) in 2022 for Triple-A El Paso than he had across his first 4 professional seasons (11) from 2017-21.
- Posted a 2.70 ERA and limited hitters to a .239 clip with 10.4 SO/9 IP as a reliever in '22. As a starter, he had a 5.98 ERA with a .287 opp. AVG and 8.2 SO/9 IP
- Appeared in 2 games (both starts) for Double-A Amarillo in their 2019 Championship run, allowing 4 runs in 8.2 IP (4.15 ERA).

## 2022 SEASON

- Appeared in a minor league career-high 35 games for El Paso (AAA), where he pitched for the duration of the campaign.
- Made 11 starts, and his 24 relief appearances marked the most in his career, surpassing his 6 in 2018 with Fort Wayne (A) and Lake Elsinore (A).
- 10 of his 11 starts came in his first 14 outings from April 6-June 22 before working exclusively in relief in 20 of his 21 remaining outings from June 28-Sept. 27.
- His season ERA sat at 6.28 on June 22...he lowered it to 4.23 by season's end, posting a 1.66 ERA (7 ER, 38.0 IP) across his final 21 outings (1 start) from June 28-Sept 27.
- In his 11 starts, he went 2-4 with a 5.98 ERA (27 ER, 40.2 IP) with a .287 opp. AVG and 8.2 SO/9 IP...went 6-2 across his 24 relief outings, posting a 2.70 ERA (14 ER, 46.2 IP) with a .239 opp. AVG and 10.4 SO/9 IP.
- His 8 winning decisions were the 2nd-most in his career, trailing only his 10 while with Lake Elsinore in 2019.
- Allowed just 1 ER (0.36 ERA) across his 15 app. (1 start) and 25.1 IP from July 9-Sept. 14, going 5-0 with a .149 opp. AVG... posted 11.0 consecutive scoreless-innings across 5 app. from July 9-Aug. 6, allowed the 1 ER on Aug. 11 before posting a season-high 12.1 consecutive scoreless frames from Aug. 14-Sept. 14.

## 2021

- Invited to Padres' Major League Spring Training for the first time before beginning the season with San Antonio (AA),

## ACCOLADES

Midwest League Mid-Season All-Star (2018, Fort Wayne)

California League Pitcher of the Week (June 23, 2019 - Lake Elsinore)

- and eventually making his Triple-A debut with El Paso.
- Made 12 appearances (all starts) for San Antonio, going 4-4 with a 2.56 ERA (15 ER, 52.2 IP) and a .219 opp. AVG.
- Allowed 1 earned run-or-fewer and reached the 5.0-inning plateau in 8 of his 12 starts.
- Promoted to ELP on July 18 and made 4 appearances (3 starts), allowing 12 runs in 12.0 IP (9.00 ERA) with a .365 opponent clip.

## 2020

- Did not pitch competitively due to the COVID-19 pandemic and was not a part of the Padres' 60-man player pool at their Alternate Training Site.

## 2019

- Spent most of the season with Lake Elsinore (A), making 22 appearances (19 starts) and posting a career-high 10 winning decisions along with 7 losses and a 3.15 ERA (42 ER, 120.0 IP).
- Led the Storm pitching staff in wins, IP, and T-1st in SO (113)...with the Storm, also allowed 34 BB.
- Was named California League Pitcher of the Week (June 23) with Lake Elsinore.
- Promoted to Amarillo (AA) on August 31 and made just 1 regular season appearance with 2.1 IP.
- Appeared in 2 G (both starts) for the Sod Poodles in their 2019 Championship run, allowing 4 R in 8.2 IP (4.15 ERA).

## 2018

- Spent most of the season with Fort Wayne (A), making 20 app. (15 GS) with a 3.32 ERA (36 ER, 97.2 IP).
- Named a Midwest League Mid-Season All-Star with FW after he posted a 2.77 ERA in 13 app. (9 GS) in the 1st half.
- On August 7, was promoted to Lake Elsinore (A), where he made 4 appearances (3 starts) and allowed 10 ER in 21.0 innings of work for a 4.29 ERA.



# AARON LEASHER NRI



## 2017

Spent his 1st full professional season with the Rookie-Level AZL Padres 2 and Tri-City (A), making just 11 appearances for a 4.29 ERA (17 ER, 35.2 IP).

## PERSONAL

Drafted by the Padres in 2017 as a junior out of Morehead State University (Ken.)...in his junior season, he was named

First-Team All-OVC and finished the year with 105 SO, the 3rd highest single-season total in program history...became just the 2nd pitcher in program history to record back-to-back 100-strikeout seasons.

Attended Victor Valley High School (CA) and was named Morning Sun and Saginaw News Player of the Year as a senior in 2014...was also a First-Team All-State, as a well as an All-District, All-Conference and All-Region, selection in 2014...helped guide his high school team, the Mt. Pleasant Oilers, to the Division II State Championship as a senior.

## AARON LEASHER CAREER PITCHING

Season	Team	League	W	L	ERA	G	GS	CG	SV	SVO	IP	H	R	ER	HR	HB	BB	SO	WHIP	AVG	AB	WP	GDP	TBF	NP/S
2017	SD2	ROK	1	2	5.56	7	7	0	0	0	22.2	31	20	14	1	1	11	23	1.85	.333	93	1	0	107	192/144
2017	TRI	A(Short)	0	1	2.08	4	4	0	0	0	13.0	5	5	3	0	0	8	10	1.00	.119	42	2	1	52	219/130
2017	2 Teams	Minors	1	3	4.29	11	11	0	0	0	35.2	36	25	17	1	1	19	33	1.54	.267	135	3	1	159	411/274
2018	FW	A(Full)	5	5	3.32	20	15	0	0	0	97.2	97	42	36	5	3	41	96	1.41	.260	373	13	9	421	1621/995
2018	LE	A(Adv)	1	2	4.29	4	3	0	0	0	21.0	28	13	10	2	0	11	21	1.86	.329	85	3	1	99	340/201
2018	2 Teams	Minors	6	7	3.49	24	18	0	0	0	118.2	125	55	46	7	3	52	117	1.49	.273	458	16	10	520	1961/1196
2019	LE	A(Adv)	10	8	3.15	22	19	0	0	0	120.0	113	44	42	11	3	34	113	1.23	.247	457	6	4	497	1779/1130
2019	AMA	AA	0	0	27.00	1	0	0	0	0	2.1	4	7	7	1	0	4	1	3.43	.400	10	0	1	14	54/28
2019	2 Teams	Minors	10	8	3.60	23	19	0	0	0	122.1	117	51	49	12	3	38	114	1.27	.251	467	6	5	511	1833/1158
2021	SA	AA	4	4	2.56	12	12	0	0	0	52.2	42	20	15	4	3	21	52	1.20	.219	192	4	1	218	866/543
2021	ELP	AAA	0	1	9.00	4	3	0	0	0	12.0	19	13	12	2	2	5	10	2.00	.365	52	0	0	62	235/143
2021	2 Teams	Minors	4	5	3.76	16	15	0	0	0	64.2	61	33	27	6	5	26	62	1.35	.250	244	4	1	280	1101/686
2022	ELP	AAA	8	6	4.23	35	11	0	0	0	87.1	87	47	41	10	7	38	91	1.43	.261	333	5	9	381	1494/910
Career		Minors	29	29	3.78	109	74	0	0	0	428.2	426	211	180	36	19	173	417	1.40	.260	1637	34	26	1851	6800/4224

## CAREER TRANSACTIONS

OPTIONS USED: 0/3

2017 Signed by SD as a sixth-round selection in the First-Year Player Draft, June 23



# LUIS LIBERATO

NRI

Height: 6-1 Bats: L  
Weight: 202 Throws: L

# 41 OF

Instagram: luis\_liberato

Twitter: @luisdavid028

Facebook: lee-ber-AH-toh

Full Name	Luis David Liberato
Date of Birth	December 18, 1995 in Santiago, La Canela, Dominican Republic
Current Residence	Santiago, La Canela, Dominican Republic
2023 Opening Day Age	27
MLB Service Time	0.022
MLB Debut	September 10, 2022 vs. LAD (with SD)
How Obtained	Signed as a minor league free agent on November 18, 2021

## QUICK HITS

- Made his Major League debut on Sept. 10, 2022 vs. LAD and appeared in 7 games in brown and gold as a September call-up.
- Joined the Padres organization in 2022 after spending 8 seasons with the Mariners (2013-21), hitting .253 (692-for-2739) with 136 doubles, 44 triples, 73 home runs, 328 RBI and 465 runs scored across 765 minor league games.

## 2022 SEASON

- Made his Major League debut on Sept. 10 and appeared in 7 games (0 starts), and did not collect a hit in his 5 at-bats.
- Defensively for the Padres, appeared in 1 game apiece across the outfield with three games as the DH for a total of 4.0 innings in the field.
- Desingated for assignment by SD on Sept. 27 before being outrighted to Triple-A El Paso on Sept. 30.
- Spent the majority of his season with ELP, where he hit .261 (86 H/329 AB) in 99 games.
- Notched career highs in doubles (28), home runs (20), RBI (59), walks (48), OBP (.354), slugging (.541) and OPS (.895).
- Ranked among the top Chihuahua bats in home runs (2nd), walks (3rd), games (5th), runs (5th, 68), doubles (5th) and total bases (5th, 178).
- Made 89 starts across the outfield for El Paso, with 53 games (50 starts) in center field, 24 games (19 starts) in left field and 20 games (18 starts) in right field, totaling a team-leading .989 fielding percentage (2 E/187 TC) over 779.2 innings.
- Matched his single-game career high in hits (4X) and runs scored (2X) when he went 4-for-4 with four runs, two doubles, a home run and two RBI on Sept. 6 at Albuquerque.
- Played his 700th game of his professional career on May 25 vs. Sugar Land...went 3-for-4 with a double, home run and two RBI.

## 2021

- Spent the entire campaign exclusively at the Triple-A level for this first time in his career, hitting .279 (83-for-298) with 13 2B, 5 3B, 8 HR, 37 RBI and 52 runs scored across 87 games for Tacoma (AAA).

## ACCOLADES

California League Mid-Season All-Star (2019, Modesto)

MLB.com Organization All-Star (2017, SEA)

Northwest League Player of the Week (June 29, 2015; Everett)

- Made 50 appearances (48 starts) in CF, 21 appearances (20 starts) in RF and 14 appearances (10 starts) in LF...committed just 1 error in 183 total chances (.995 fielding percentage).
- Posted reverse splits, hitting .303 (23-for-76) vs. LHP and .270 (60-for-222) vs. RHP...7 of his 8 HR came against RHP.
- Hit .243 (42-for-173) with 15 extra-base hits (6 2B, 2 3B, 7 HR) in his first 50 games from May 7-July 31...hit .328 (41-for-125) with 11 extra-base hits (7 2B, 3 3B, 1 HR) in his final 37 games from Aug. 1-Oct 3.
- Hit safely in 12 of his final 14 contests (.449 AVG) with 8 multi-hit contests, including 2 hits in each of his final 3 games.
- The Rainiers were 40-18 when he collected at least 1 hit... they were 16-13 when he went hitless.

## 2020

- Did not appear in the Mariners' 60-man player pool at their Alternate Training Site during the regular season.

## 2019

- Split the season between Modesto (A) and Arkansas (AA)... also made 1 appearance with Tacoma (AAA).
- Slashed a combined .261/.326/.382 (95-for-364, .708 OPS) with 9 HR, 47 RBI and 53 runs scored...earned Cal League Mid-Season All-Star honors with MOD.
- 7 of his 9 home runs came in the opening month in April, including 3 in his first 4 games.
- Set a career high with 6 RBI on April 20 at Stockton, 1 of his 2 career multi-HR games (also: May 26, 2018 vs. Visalia).

## 2018

- Appeared in 87 games with Modesto, reaching double digit HR totals (11) for the 2nd consecutive season.

# LUIS LIBERATO



## 2017

- Split the campaign between Clinton (A) and Modesto (A), hitting a combined .246 with career highs in games played (125), at-bats (448), hits (110), total bases (196) 2B (16), 3B (14), HR (14) and RBI (50).
- Earned MiLB.com Organization All-Star honors following the season.

- Spent the majority of **2015** with Everett (A), appearing in 53 games...earned NWL Player of the Week for the week ending on June 28 (10-for-18, 1 HR, 2 3B, 2 2B, 1 RBI, 2 SB)...also played in 8 games for CLI (May 1-9) and made his Double-A debut with 3 games for Jackson (June 4-11).
- Appeared in 49 games with the Rookie-Level Arizona League Mariners in **2014**, and made his professional debut with the Dominican Summer League Mariners in **2013**.

## 2013-2016

- Spent all of **2016** with CLI and ranked T-2nd in the Midwest League with 8 triples.

### LUIS LIBERATO CAREER BATTING

Season	Team	League	AVG	G	AB	R	H	2B	3B	HR	RBI	BB	SO	SB	CS	OBP	SLG	OPS	PA	HBP	SAC	SF	GIDP
2013	DSL SEA	ROK	.255	57	204	39	52	8	3	2	17	23	50	14	8	.338	.353	.691	233	3	2	1	1
2014	MAR	ROK	.211	49	175	28	37	6	3	2	14	29	47	14	2	.325	.314	.639	210	1	4	1	0
2015	EVE	A(Short)	.260	53	181	34	47	10	5	5	31	24	47	10	3	.341	.453	.794	215	0	7	3	3
2015	CLI	A(Full)	.133	8	30	3	4	1	1	0	0	2	10	1	0	.188	.233	.421	32	0	0	0	2
2015	JXN	AA	.000	3	10	0	0	0	0	0	0	0	2	0	0	.000	.000	.000	10	0	0	0	1
2015	3 Teams	Minors	.231	64	221	37	51	11	6	5	31	26	59	11	3	.308	.403	.711	257	0	7	3	6
2016	CLI	A(Full)	.258	100	372	65	96	19	8	2	29	47	100	4	2	.340	.368	.708	432	0	12	1	5
2017	CLI	A(Full)	.230	57	191	34	44	5	9	6	22	23	51	5	4	.309	.445	.754	223	0	6	3	1
2017	MOD	A(Adv)	.257	68	257	41	66	11	5	8	28	21	80	7	4	.314	.432	.746	283	1	3	1	4
2017	2 Teams	Minors	.246	125	448	75	110	16	14	14	50	44	131	12	8	.312	.438	.750	506	1	9	4	5
2018	MOD	A(Adv)	.250	87	328	48	82	20	2	11	44	34	63	2	5	.317	.424	.741	370	0	4	4	8
2019	MOD	A(Adv)	.283	44	166	25	47	5	0	7	29	20	41	4	2	.360	.440	.800	192	1	3	2	1
2019	ARK	AA	.237	52	194	25	46	10	1	2	18	15	49	4	1	.292	.330	.622	211	0	2	0	0
2019	TAC	AAA	.500	1	4	3	2	0	0	0	0	0	0	0	0	.500	.500	1.000	4	0	0	0	0
2019	3 Teams	Minors	.261	97	364	53	95	15	1	9	47	35	90	8	3	.326	.382	.708	407	1	5	2	1
2021	TAC	AAA	.279	87	298	52	83	13	5	8	37	31	79	3	0	.338	.436	.774	337	0	0	8	4
2022	ELP	AAA	.261	99	329	68	86	28	2	20	59	48	99	6	1	.354	.541	.895	390	2	6	5	8
2022	SD	MLB	.000	7	5	0	0	0	0	0	0	0	3	0	0	.000	.000	.000	5	0	0	0	0
Career		MLB	.000	7	5	0	0	0	0	0	0	0	3	0	0	.000	.000	.000	5	0	0	0	0
Career		Minors	.253	765	2739	465	692	136	44	73	328	317	718	74	32	.329	.414	.743	3142	8	49	29	38

### CAREER TRANSACTIONS

OPTIONS USED: 0/3

2012 Signed by SEA as a minor league free agent, December 6

2021 Signed by SD as a minor league free agent, November 18



# TIM LOPES

NRI

Height: 5-10      Bats: R  
Weight: 204      Throws: R

timmylopes\_  
lohps (rhymes w/ hopes)

# 38

INF

Full Name	Timothy Aaron Lopes
Date of Birth	June 24, 1994 in Los Angeles, California
Current Residence	Royal Palm Beach, Florida
2023 Opening Day Age	28
MLB Service Time	1.149
MLB Debut	July 24, 2019 vs. TEX (with SEA)
How Obtained	Signed as a minor league free agent
Contract Status	Signed through 2023

## QUICK HITS

- Lopes' 2023 minor league deal with SD marks his 5th organization: 2012-16 & '19-20 w/ SEA, 2017-18 w/ TOR, '21 w/ MIL and '22 w/ COL.
- Appeared in 94 G over parts of 3 seasons at the Major League level from 2019-21, going with a 65-for-264 (.246) at the dish with 19 doubles, 3 home runs and 27 RBI.
- Was a member of Team Brazil, along with older brother Christian, for last year's World Baseball Classic qualifiers. Was the first time the pair had played on the same team since high school.
- Made his MLB debut on July 24, 2019 vs. TEX with SEA and got his first major league hit on August 6, 2019 off Padres lefty Adrian Morejon (2-run HR).
- Played in 1,010 minor league games from 2012-22, hitting .272 (1,026-3,770) with 201 doubles, 48 triples, 49 home runs, 539 runs scored and 428 RBI.
- Recorded double-digit steals in 8 of 9 seasons from 2014-22, including 7 seasons in a row from 2013-19. He came just 1 steal shy of the double-digit mark with 9 in '21 for Triple-A Nashville.

## 2022 SEASON

- Split the season between Albuquerque (AAA) and the Arizona Complex League Rockies (R) of Colorado's system...batted a combined .275 with 16 doubles, 3 triples, 11 home runs, 39 RBI and 57 runs over 73 total games.
- Named Pacific Coast League Player of the Week for April 12-17 when he batted .522 (12-for-23) with 4 doubles, a triple and a home run with six RBI in 5 games...notched his first career 5-hit game during that week on April 14 vs. Tacoma.
- Placed on the 7-day IL on May 29 and was transferred to the ACL Rockies on a rehab assignment on July 14...played in 3 games, batting .444 (5-for-9) with a double, 2 home runs and 5 RBI before being sent back to ABQ on July 24.
- Hit safely in 51 of his 70 games with ABQ, including 16 multi-hit efforts.
- Appeared in the leadoff spot more than any other slot in the Isotopes lineup (27 G, .283 AVG).
- Hit .397 (29-for-73) vs. LHP and .223 (43-for-67) vs. RHP.

## ACCOLADES

Pacific Coast League Player of the Week (April 17, 2022 - Albuquerque)

3x MiLB.com Organization All-Star (2015 & '19 w/ SEA & '17 w/ TOR)

Southern League Post-Season All-Star (2016, Jackson)

## 2021

- Placed on the 60-day IL with a right oblique strain on March 8 and missed the first 53 games of the season.
- Returned on May 31 and began the season at Nashville (Brewers' AAA) where he played 93 games total...batted .226 with 16 doubles, 4 triples, 11 home runs, 39 RBI and 52 runs scored.
- Was called up to the Brewers' big league squad 3 times and appeared in 7 games (1-for-10).
- Led all Milwaukee minor leaguers with 52 runs scored and tied for first with 4 triples.

## 2020

- Opened the shortened-2020 campaign at SEA's Alternate Training Site before being recalled on September 14.
- Batted .238 (34-for-143) with 2 home runs and 15 RBI in 46 games for the Mariners...tied a franchise record with 3 doubles in a 6-5 win on September 14 vs. OAK.
- Made the first pitching appearance of his career in a 16-13 loss on August 29 at LAA...tossed 1.0 IP while allowing 2 hits, 2 runs and a walk.

## 2019

- Returned for his 2nd stint with the Mariners organization as a minor league free agent, the club that drafted him in the 6th round of the 2012 First-Year Player Draft.
- In 95 games for Tacoma (AAA), slashed .302/.362/.476 with 31 doubles, 2 triples, 10 home runs, 60 RBI, 59 runs scored, 26 steals and 36 walks.
- Had his contract selected by the Mariners on July 23 and made his MLB debut the following day on July 24 as a defensive replacement...after earning his first start on July 25, left the game in the 7th inning with concussion symptoms after being hit in the helmet.
- Was on the 7-day IL from July 26-Aug 4...returned from the IL on August 6 and recorded his first ML hit that day, a 2-run

# TIM LOPES



home run off Padres lefty Adrian Morejon...became only the 8th Mariner in club history to homer for his first career hit.

## 2018

- Played in 104 games with Triple-A Buffalo and hit .277 (98-for-354) with 19 doubles, 3 triples, 2 home runs, 29 RBI and 41 runs scored...collected 25 multi-hit games.

## 2017

- In his 1st season as part of the Blue Jays' organization, spent the entire year at New Hampshire (AA), playing 128 games with the Fisher Cats...led the team in hits (127), T-1st in triples and ranked 2nd in doubles.
- Had a 12-game hitting streak from April 13-24 in which he hit .372 (16-for-43) over that span.

## 2012-16

- Spent **2016** with Jackson (AA) where he hit .284 with 23 doubles, five triples and a home run over 131 G...posted an OBP of .358 and swiped 26 bags...named a Southern League Post-Season All-Star...on Sept. 30, was traded to Toronto as the player to be named later in exchange for Pat Venditte.
- Spent **2015** with Bakersfield (A) after the Marines switched High-A affiliates...swiped a career-high 35 bags and slashed .276/.340/.362...earned MiLB.com Organization All-Star

honors for the 1st of 3 times.

- In **2014**, he played in 114 G with High Desert (A) and batted .238 with 16 2B, 7 3B, 4 HR, 54 runs scored and 44 RBI.
- Spent **2013** with the Clinton LumberKings (A) of the Midwest League and slashed .272/.315/.344 with 15 doubles, 3 triples, a home run and 33 RBI in 92 games.
- Split **2012** between the Arizona League Mariners and the High Desert Mavericks of the CAL league...hit .313 with 11 2B, 13 triples, 33 RBI and 44 runs in 57 G...made his professional debut with the AZL Mariners and played in 53 games with a .316 AVG...promoted to High Desert (A) and played in 4 games for the Mavericks collecting 3 hits in 12 at-bats with one triple and one RBI.

## PERSONAL

- Is married to Amber, and the couple have two daughters: Dallas and Rosie.
- Older brother, Christian, made his Major League Debut in 2022 for the Oakland Athletics.
- Originally from Southern California and graduated from Edison High School in Huntington Beach, CA.
- Supporter of Compassion International, a child sponsorship and humanitarian organization.
- In his free time, enjoys the beach, fishing and spending time with his family.

## TIM LOPES CAREER BATTING

Season	Team	League	W	L	ERA	G	GS	CG	SV	SVO	IP	H	R	ER	HR	HB	BB	SO	WHIP	AVG	AB	WP	GDP	TBF	NP/S
2017	DSL RAY2	ROK	2	5	3.08	15	4	0	0	2	38.0	21	19	13	1	6	28	38	1.29	.162	130	8	2	166	337/208
2018	RAY	ROK	3	1	2.28	11	7	0	0	0	43.1	44	20	11	2	2	17	36	1.41	.246	179	8	4	199	335/254
2019	PRN	ROA	4	3	2.54	12	12	0	0	0	49.2	42	23	14	3	0	23	55	1.31	.225	187	6	3	212	833/524
2021	CSC	A	3	6	4.48	22	10	0	3	3	66.1	53	34	33	5	8	34	77	1.31	.217	244	5	6	289	1168/732
2021	BG	A+	3	1	9.72	5	0	0	0	1	8.1	11	9	9	2	1	5	6	1.92	.314	35	1	1	41	154/88
2021	2 Teams	Minors	6	7	5.06	27	10	0	3	4	74.2	64	43	42	7	9	39	83	1.38	.229	279	6	7	330	1322/820
2022	BG	A+	0	0	0.00	1	0	0	1	1	2.0	1	0	0	0	0	1	2	1.00	.167	6	0	1	7	28/16
2022	MTG	AA	8	3	2.60	39	0	0	9	11	55.1	32	19	16	1	5	35	91	1.21	.166	193	4	3	235	954/578
2022	DUR	AAA	0	0	0.00	2	0	0	0	0	2.0	2	0	0	0	0	2	2	2.00	.250	8	0	0	10	46/29
2022	3 Teams	Minors	8	3	2.43	42	0	0	10	12	59.1	35	19	16	1	5	38	95	1.23	.169	207	4	4	252	1028/623
Career		Minors	23	19	3.26	107	33	0	13	18	265.0	206	124	96	14	22	145	307	1.32	.210	982	32	20	1159	3855/2429

## CAREER TRANSACTIONS

OPTIONS USED: 1/3

- 2012** Signed by SEA as sixth-round selection in the First-Year Player Draft, June 12
- 2016** Acquired by TOR from SEA as the PTBNL in exchange for Pat Venditte , October 1
- 2018** Signed by SEA as a minor league free agent, November 14
- 2020** Claimed off waivers by MIL from SEA, December 22
- 2021** Signed by COL as a minor league free agent, December 15
- 2022** Signed by SD as a minor league free agent, December 19



# JOSÉ LOPEZ

Height: 6-1      Bats: L  
Weight: 273      Throws: L

# 68

LHP

Full Name	Jose Alexander Lopez
Date of Birth	February 15, 1999 in Santo Domingo, Dominican Republic
Current Residence	Santo Domingo, Dominican Republic
2023 Opening Day Age	24
MLB Service Time	0.000
How Obtained	Selected from TB in the Major League phase of the 2022 Rule 5 Draft on December 7
Contract Status	Signed through 2023

## QUICK HITS

- The Padres selected the southpaw from the Triple-A roster of the Tampa Bay Rays in the Major League phase of the 2022 Rule 5 Draft on December 7, 2022 at the Winter Meetings in San Diego.
- 37 of his 40 appearances in '22 came at the Double-A level of Tampa Bay's Montgomery, where he converted 9 of his 11 save opportunities and posted two separate 12.0 scoreless-inning streaks.
- Allowed just 1 HR to the 252 batters he faced in 2022. Was 1 of just 4 relievers at the Double-A level to allow 1 HR-of-fewer across at least 35 appearances.
- In 5 minor league seasons in TB's system from 2017-22, Lopez posted a 3.32 career ERA (97 ER, 263.0 IP) in 105 appearances (33 starts) with 303 strikeouts against 144 walks.

## 2022 SEASON

- The southpaw worked exclusively in relief for the first time in his career, splitting the season between Bowling Green (A), Montgomery (AA), and Durham (AAA)...went a combined 8-3 with 9 SV in 11 SVO in 40 relief appearances along with a 2.67 ERA (17 ER, 57.1 IP) and a .174 opponents' clip.
- 37 of his career-high 40 appearances came at the Double-A level with MTG, where he went 8-3 with a 2.87 ERA...had a career high 14.7 SO/9 IP ratio over 53.1 IP with Montgomery, striking out 87 of his 228 batters faced.
- His lone HR allowed on the season came in his 2nd outing on April 14 vs. Tennessee...did not allow a homer across his final 38 outings and 237 batters faced.
- With MTG, left-handed batters hit .164 (11-for-67) against him, and righties hit .167 (21-for-126)...with RISP, opposing batters hit just .125 (9-for-72) against Lopez.
- Tossed 2.0+ IP in 15 of his 40 appearances, going 6-0 and converting all 4 of his SVO in those outings.
- In his 11 SVO, he converted 9 of the 11 and posted a 2.20 ERA (4 ER, 16.1 IP) with a .145 opponents' clip.
- Posted a 12.0 scoreless-inning streak across 9 appearances from June 2-July 7...posted another 12.0 scoreless-inning streak across 10 outings from Aug. 4-Sept. 2.
- His teams were 26-14 in games in which he appeared.

## ACCOLADES

Florida Coast League Post-Season All-Star (2018, GCL Rays)

### 2021

- Split the season between Charleston (A) and Bowling Green (A), tossing a career-high 74.2 IP in 27 appearances (10 starts) with a 5.06 ERA and 83 SO vs. 39 BB...went 6-7 and converted 3 of his 4 SVO.
- Went 1-3 with a 4.98 ERA (19 ER, 34.1 IP) and a .216 opp. AVG in his 10 starts.
- In his 17 relief app., went 5-4 with a 5.13 ERA (23 ER, 40.1 IP) and a .240 opp. AVG in 17 starts...tossed at least 2.0 innings in 10 of the 17 relief outings.
- Made his final start on Aug. 8 before making 10 consecutive relief app to close out the season.
- Posted a 7.0-scoreless inning streak across 6 app. from Aug. 19-Sept. 5, allowing just 1 hit (.042 AVG) and 3 BB while striking out 12 (14.1 SO/9 IP).
- His teams were 18-9 in games in which he appeared.

### 2020

- Did not pitch competitively due to the COVID-19 pandemic and was not a part of the Rays' 60-man player pool at their Alternate Training Site.

### 2017-19

- Made 12 starts for Princeton (R) in **2019**, going 4-3 with a 2.54 ERA (14 ER, 49.2 IP) and 55 SO vs. 23 BB.
- Went 3-1 across 11 appearances (7 starts) for the GCL Rays (R) in **2018**, posting a 2.28 ERA (11 ER, 43.1 IP) with 36 SO vs. 17 BB.
- Made his professional debut in **2017** with the DSL Rays 2 (R), going 2-5 across 15 appearances (4 starts) with a 3.08 ERA (13 ER, 28.0 IP) and 38 SO vs. 28 BB.

# JOSÉ LOPEZ



## JOSE LOPEZ CAREER PITCHING

Season	Team	League	W	L	ERA	G	GS	CG	SV	SVO	IP	H	R	ER	HR	HB	BB	SO	WHIP	AVG	AB	WP	GDP	TBF	NP/S
2017	DSL RAY2	ROK	2	5	3.08	15	4	0	0	2	38.0	21	19	13	1	6	28	38	1.29	.162	130	8	2	166	337/208
2018	RAY	ROK	3	1	2.28	11	7	0	0	0	43.1	44	20	11	2	2	17	36	1.41	.246	179	8	4	199	335/254
2019	PRN	ROA	4	3	2.54	12	12	0	0	0	49.2	42	23	14	3	0	23	55	1.31	.225	187	6	3	212	833/524
2021	CSC	A	3	6	4.48	22	10	0	3	3	66.1	53	34	33	5	8	34	77	1.31	.217	244	5	6	289	1168/732
2021	BG	A+	3	1	9.72	5	0	0	0	1	8.1	11	9	9	2	1	5	6	1.92	.314	35	1	1	41	154/88
2021	2 Teams	Minors	6	7	5.06	27	10	0	3	4	74.2	64	43	42	7	9	39	83	1.38	.229	279	6	7	330	1322/820
2022	BG	A+	0	0	0.00	1	0	0	1	1	2.0	1	0	0	0	0	1	2	1.00	.167	6	0	1	7	28/16
2022	MTG	AA	8	3	2.60	39	0	0	9	11	55.1	32	19	16	1	5	35	91	1.21	.166	193	4	3	235	954/578
2022	DUR	AAA	0	0	0.00	2	0	0	0	0	2.0	2	0	0	0	0	2	2	2.00	.250	8	0	0	10	46/29
2022	3 Teams	Minors	8	3	2.43	42	0	0	10	12	59.1	35	19	16	1	5	38	95	1.23	.169	207	4	4	252	1028/623
Career		Minors	23	19	3.26	107	33	0	13	18	265.0	206	124	96	14	22	145	307	1.32	.210	982	32	20	1159	3855/2429

## CAREER TRANSACTIONS

OPTIONS USED: 0/3

2016 Signed by TB as an international free agent, October 28

2022 Selected by SD from TB in the Major League phase of the Rule 5 Draft, December 7



# MOISES LUGO

NRI

Height: 6-1      Bats: R  
Weight: 233      Throws: R

L00-goh

# 87

RHP

Full Name	Moises Lugo
Date of Birth	January 20, 1999 in San Cristobal, Dominican Republic
Current Residence	San Cristobal, Dominican Republic
2023 Opening Day Age	24
MLB Service Time	0.000
How Obtained	Signed as an international free agent on March 15, 2017
Contract Status	Signed through 2023

## QUICK HITS

- The 24-year-old right-hander received his first Major League Spring Training invite in 2023. Over 91 minor league appearances (37 starts) in the Padres' system from 2017-22, he went 19-9 with 2 saves and a 3.27 ERA.
- Was 1 of 4 pitchers in all of minor league baseball in 2022 to have 8-or-more winning decisions with 0 losses.

## 2022 SEASON

- Spent the majority of the season with San Antonio (AA) while also making his Triple-A debut with El Paso (AAA), going a combined 8-0 with 2 saves, a 3.22 ERA (26 ER, 72.2 IP) and 97 SO vs. 39 BB across a career-high 39 appearances.
- Began the season with SA, where he made 28 app. (1 start), going 6-0 with a 2.74 ERA (19 ER, 62.1 IP) and a .186 opp. AVG.
- Tossed 2.0 innings-or-more in 23 of his 28 outings with the Missions, posting a 1.56 ERA and .161 opp. AVG in those appearances...went hitless in 8 of his multi-inning outings.
- The Missions were winners in 8 consecutive appearances of his from May 10-June 22, and also in 9 straight outings from July 13-Aug. 23.
- Posted season highs in IP (3.1) and strikeouts (7) on July 24 vs. Corpus Christi and did not allow a hit.
- 18 of his 19 ER allowed for the Missions came in his 16 road outings and 30.0 IP (5.40 ERA)...allowed just 1 run (earned) in his 12 appearances and 32.1 IP at home for the Missions (0.28 ERA).
- Limited Double-A RHH to a .130 clip while lefties hit .267.
- Double-A hitters batted just .132 with RISP.
- Promoted to ELP on Aug. 30 and was scoreless in 7 of his 11 outings with the Chihuahuas...4 of his 7 ER allowed came in his penultimate outing of the season on Sept. 25 vs. Oklahoma City...remove that outing, and Lugo had a 3.00 ERA across his other 10 Triple-A outings.
- Triple-A hitters batted .262 vs. Lugo...all 5 of his walks came in his first 5 outings and 4.1 IP...did not issue a walk across his final 6 outings and 6.0 IP.

## 2021

- Spent the majority of the season with Fort Wayne (A) before making his Double-A debut with San Antonio, posting career highs in IP (90.1), strikeouts (115) and starts (19).
- Began the season with FW and his ERA sat at a season-best 2.79 after his first 9 starts from May 8-June 24...allowed 1 ER-or-fewer in 7 of his first 9 starts and limited hitters to a .165 clip before allowing a combined 9 ER across his next 2 starts on June 30 and July 6...went 4-0 and posted a 2.40 ERA with a .185 opp. AVG across his final 6 app. (5 starts) for FW before being promoted to SA on Aug. 16.
- His first 3 app with SA came in starts, going 0-1 with a 2.53 ERA and .225 opp. clip...finished the season with 3 scoreless relief outings and 4.1 IP, allowing just 2 hits (.133 AVG).

## 2020

- Did not pitch competitively due to the COVID-19 pandemic and was not a part of the Padres' 60-man player pool at their Alternate Training Site.

## 2017-19

- Split the 2019 season between the Rookie-Level Arizona League Padres and Fort Wayne (A), going a combined 5-2 with a 3.83 ERA (17 ER, 40.0 IP) and 41 SO vs. 8 BB across 9 relief outings.
- Made 2 starts for the AZL Padres in 2018, allowing 8 runs across 3.0 IP (24.00 ERA).
- Made his professional debut with the DSL Padres in 2017, going 2-2 with a 2.11 ERA (15 ER, 64.0 IP) across 13 starts.



# MOISES LUGO

NRI



## MOISES LUGO CAREER PITCHING

Season	Team	League	W	L	ERA	G	GS	CG	SV	SVO	IP	H	R	ER	HR	HB	BB	SO	WHIP	AVG	AB	WP	GIDP	TBF	NP/S
2015	BRE	ROK	0	1	4.50	1	1	0	0	0	2.0	3	1	1	0	0	0	0	1.50	.333	9	0	0	9	9/9
2015	WIS	A(Full)	0	4	7.60	10	7	0	0	0	34.1	48	31	29	2	2	8	23	1.63	.338	142	3	2	157	376/269
2015	2 Teams	Minors	0	5	7.43	11	8	0	0	0	36.1	51	32	30	2	2	8	23	1.62	.338	151	3	2	166	385/278
2016	BRV	A(Adv)	2	12	4.81	19	19	1	0	0	101.0	120	61	54	12	1	33	64	1.51	.300	400	6	6	440	1570/967
2017	CAR	A(Adv)	8	3	3.94	30	3	0	2	4	64.0	71	33	28	3	5	21	60	1.44	.286	248	9	10	276	946/598
2018	MTS	ROK	0	0	0.00	1	0	0	0	0	1.0	0	0	0	0	0	0	3	0.00	.000	3	0	0	3	9/4
2018	BRK	A(Short)	0	0	0.00	3	1	0	0	0	4.0	1	0	0	0	1	0	2	0.25	.077	13	0	0	14	45/31
2018	BNG	AA	3	1	2.84	17	0	0	8	10	25.1	21	8	8	1	3	9	32	1.18	.223	94	0	1	107	383/250
2018	LV	AAA	2	2	7.11	14	0	0	0	2	19.0	25	15	15	1	0	7	20	1.68	.333	75	5	3	84	315/192
2018	NYM	MLB	0	0	7.71	3	0	0	0	0	2.1	4	2	2	0	1	1	2	2.14	.364	11	0	0	13	59/36
2018	4 Teams	Minors	5	3	4.20	35	1	0	8	12	49.1	47	23	23	2	4	16	57	1.28	.254	185	5	4	208	752/482
2019	BNG	AA	2	0	1.23	9	0	0	2	3	14.2	9	2	2	1	0	5	18	0.95	.176	51	0	0	57	212/136
2019	SYR	AAA	3	4	4.62	39	0	0	0	3	48.2	59	27	25	5	4	21	36	1.64	.301	196	9	7	223	812/501
2019	2 Teams	Minors	5	4	3.84	48	0	0	2	6	63.1	68	29	27	6	4	26	54	1.48	.275	247	9	7	280	1024/637
2021	NOR	AAA	1	1	5.19	25	0	0	4	5	26.0	28	17	15	6	0	16	27	1.69	.277	101	7	1	118	472/279
2021	BAL	MLB	0	0	6.97	10	0	0	0	1	10.1	13	9	8	2	1	3	6	1.55	.302	43	4	2	47	189/115
2022	IND	AAA	4	4	3.40	44	0	0	10	12	53.0	47	28	20	3	3	24	49	1.34	.234	201	6	6	231	850/528
Career		MLB	0	0	7.11	13	0	0	0	1	12.2	17	11	10	2	2	4	8	1.66	.315	54	4	2	60	248/151
Career		Minors	25	32	4.51	212	31	1	26	39	393.0	432	223	197	34	19	144	334	1.47	.282	1533	45	36	1719	5999/3769

## CAREER TRANSACTIONS

OPTIONS USED: 0/3

2017 Signed by SD as an international free agent, March 15



# SETH LUGO

Height: 6-4      Bats: R  
Weight: 225      Throws: R

L00-goh

# 67

RHP

Full Name	Jacob Seth Lugo
Date of Birth	November 17, 1989 in Shreveport, Louisiana
Current Residence	Bossier City, Louisiana
2023 Opening Day Age	33
MLB Service Time	6.082
MLB Debut	July 21, 2016 vs. CHC (with NYM)
How Obtained	Signed as a Major League free agent on December 22, 2022
Contract Status	Signed through 2023 (player option for 2024)

## QUICK HITS

**SILVER MEDALIST** Pitched for Team Puerto Rico in the 2017 World Baseball Classic, winning a silver medal. Started the championship game for Puerto Rico vs. the US in 2017. His paternal grandfather, José "Ben" Lugo, was born in Puerto Rico.

**IF YOU CAN'T BEAT 'EM** His sole Postseason experience came in the 2022 Wild Card Series vs. the San Diego Padres. He pitched in all 3 games, tossing 2.0 scoreless innings with three strikeouts.

**508 PUNCHIES** Finished his Mets' career with 508 career strikeouts, the 3rd-most by a Mets relief pitcher in franchise history (Min. 85% of games with team as a relief pitcher).

**TRAINER'S TABLE** Underwent right elbow surgery on February 16, 2021 to remove a bone spur.

## 2022 SEASON

- In his 7th and final Major League season with NYM, he posted career highs in appearances (62) and games finished (20), striking out 69 hitters while walking 18.
- Limited left-handed batters to a .167 (17-102) average, the eighth-best mark in the National League and tied the 12th-best mark in the Majors (min. 100 LHB faced).
- Finished tied for 12th in the NL with 16 holds.
- Earned his first save of the season after pitching a scoreless 10th on April 22 @ ARI...stranded the free runner at second base, and he also had saves on May 3 vs. ATL and July 4 @ CIN...the three saves tied for the second-most in a season in his career.
- Was the penultimate pitcher in the Mets' combined no-hitter on April 29 at Citi Field, MLB's first no-hitter of the season...it was the second no-hitter in team history (also, Johan Santana, June 1, 2012 vs. St. Louis), the 17th time a team has thrown a combined no-hitter and the 10th time in the Wild Card Era...Drew Smith (1.1 IP, BB, 4 K), Joely Rodríguez (1.0 IP, 2 BB), Seth Lugo (0.2 IP) and Edwin Díaz (1.0 IP, 3 K).
- Struck out a season-high four batters on June 16 vs. MIL over 2.0 scoreless innings...was the most in a game as a relief pitcher since September 9, 2019 vs. ARI.
- Pitched to a 2.00 ERA (4 ER, 18.0 IP) with 24 strikeouts in 17 games from August 19 - September 19.

## ACCOLADES

NL Reliever of the Month (July, 2019, NYM)

World Baseball Classic Silver Medalist (2017, Puerto Rico)

- Recorded his 500th career strikeout on September 15 vs. PIT after striking out the side in the seventh.
- By the end of 2022, his 508 career strikeouts ranked third-most by a Mets relief pitcher in franchise history (min. 85% of games with team as a relief pitcher).
- Per Statcast, he relied on 5 pitches: Curveball (34%) 4-Seam Fastball (28.9%) Sinker (21.9%) Slider (13.5%) Changeup (1.7%)...his curveball ranked in the 99th percentile in spin rate (3,253 rpm), and opponents hit just .159 (11-69) against the pitch.

**POSTSEASON:** 2022 marked his 1st-career Postseason performance, coming in the 2022 Wild Card Series vs. the Padres...he pitched in all three games played, tossing 2.0 scoreless innings with three strikeouts in NYM's series loss.

## 2021

- Underwent surgery performed by Dr. David Altchek on February 16 at the Hospital for Special Surgery in Florida to remove a loose body in his right elbow...missed the first two months of the season recovering from the procedure...made his season debut on June 2 against Arizona.
- Had a 0.98 ERA (2 ER, 18.1 IP) in 18 games from July 19-September 3...did not allow a home run during that span.
- Earned a 2.0-inning save on June 15 against CHC...was his first save since August 9, 2020.
- Had 55 strikeouts in 46.1 innings (10.70 SO/9 IP), marking his 3rd consecutive season with +10.00 SO/9 IP...had at least two strikeouts in 17 games.

## 2020

- Had a win as a starting pitcher, a win as a relief pitcher and three saves, and it was the second season in which he recorded a win as both a starter and a reliever while also notching a save, having previously done that in 2018...per ELIAS, the only other Mets to do that in more than one season was Nolan Ryan (1969 and 1970), Tug McGraw (1969 and 1974), Pete Falcone (1980, 1981 and 1982) and Ed Lynch (1982 and 1984).

# SETH LUGO



- Went 2-2 with a 6.15 ERA (18 ER, 26.1 IP) with eight walks and 36 strikeouts in seven starts and was 1-2 with three saves, two walks, 11 strikeouts and a 2.61 ERA (3 ER, 10.1 IP) in nine games in relief...six of his nine relief outings were scoreless.
- Retired all nine batters he faced in his start against Miami on August 25 (Game 2)...it was the first "perfect" appearance of three innings or longer by a Mets pitcher since April 14, 2018, when Paul Sewald went "nine up, nine down" in a 3.0-inning relief stint vs. Milwaukee at Citi Field...before Lugo, the longest "perfect" start by a Mets pitcher was 2.0 innings by Pat Zachry at Philadelphia on September 25, 1980...Zachry had to leave that game after pulling a leg muscle trying to beat out a double-play grounder in the top of the third inning.
- Ranked seventh in the Majors with a 1.40 ERA (3 ER, 19.1 IP) in the shortened 2020 campaign.

## 2019

- Struck out a career-high 104 hitters, surpassing his 103 punchouts from 2018...also posted career best marks in strikeout rate (33.1%) and walk rate (5.1%).
- Became the fifth Met (sixth time) to record at least 100 strikeouts in a season solely as a reliever...it was the first time since Armando Benítez struck out 106 in 2000...Benítez owns the franchise record with 128 in 1999.
- Earned National League Reliever of the Month honors for July...went 1-0 with a save and a 0.00 ERA (12.2 IP, 3BB, 16 K).
- Had a 15.2-inning scoreless streak from July 2-August

5...also hurled 14.1 consecutive scoreless frames from August 17-September 15...allowed only two earned runs in his final 15 appearances of the season, posting a 0.82 ERA (two ER, 22.0 IP) with two walks and 29 strikeouts.

- Was tied for sixth among all relievers and third in the NL with 104 punchouts...was tied for sixth in the NL among relievers with seven wins...ranked sixth in the NL and ninth in the majors with a 6.50 strikeout to walk ratio.
- Led MLB with 16 outings of 2.0-or-more scoreless innings.
- Posted a 1.56 ERA (7 ER, 40.1 IP) at home, second-lowest in the majors (min 35.0 innings).
- Retired 26-straight batters from July 21-August 10, tying him with Bobby Parnell (September 19-October 3, 2012) for the longest such streak by a Mets reliever in franchise history...held opponents hitless over 35 consecutive at-bats before Washington's Anthony Rendon homered on August 10.
- On September 18 at Colorado, earned his seventh win of the year, tossing 2.0 scoreless innings with 3 strikeouts...hit an RBI single in the ninth in his only at bat of the season.

## 2018

- Was 2-2 with 3 saves and a 2.30 ERA (20 ER, 78.1 IP) in 49 games in relief and 1-2 with a 3.91 ERA (10 ER, 23.0 IP) in 5 starts (May 31-June 25).
- For the second consecutive year pitched exactly 101.1 innings.
- Was fifth in the NL and 12th in the Majors with 78.1 relief innings...finished second in the NL and seventh in the

# SETH LUGO

majors with 27 relief outings of more than 1.0 inning.

- Had a 1.52 ERA (9 ER, 53.1 IP) at home, the third-lowest in the majors (min. 50.0 innings)...only Hyun-Jin Ryu (1.15) and Blake Snell (1.27) had lower home marks.
- Tossed a career-high 17.0 consecutive scoreless innings from May 1-25.
- Earned his first ML save on Aug. 12 at MIA with 1.0 scoreless IP in a 4-3 win...had 3 professional saves prior to the 2018 season, all with St. Lucie (A) of the Florida State League in 2014.
- Became the third pitcher in major league history with consecutive relief appearances of 2.0 innings-or-fewer with 5-or-more strikeouts (September 9-13).

## 2017

- Missed the first 9 weeks of the season due to right elbow inflammation.
- Tied a franchise record by winning 6 consecutive road starts from August 25, 2016-June 29, 2017...Tom Seaver and Jerry Koosman each did that twice...Seaver did so from September 20, 1968-May 21, 1969 and August 9-September 27, 1969 while Koosman did it from April 11-June 4, 1968 and September 11, 1972-April 29, 1973.
- Pitched 5.0-or-more IP in each of his first 19 starts, the second-longest streak in team history...Matt Harvey began his career with 44 straight starts of at least 5.0-or-more IP.
- Also on the 10-Day DL from August 15-27, with a right shoulder impingement...returned and started the second game of a doubleheader on August 27 against WSH.
- Hit his first career home run with a solo shot in his July 15 start off of Colorado's Chris Rusin in the third inning at Citi Field...was called on to pinch-hit for the first time in his career on August 9 at Texas.
- Went 2-1 with a 4.20 ERA (7 ER, 15.0 IP) in three starts for Puerto Rico during the World Baseball Classic...started the Championship Game vs. the United States.

## 2016

- Made his ML debut on July 1 vs. the Cubs, pitching 2.0 scoreless IP in relief...made 17 appearances with NYM on the year (making 8 starts) and a 2.67 ERA (19 ER, 64.0 IP).
- Was with the Mets from June 30-July 2, July 6-August 2 and August 12 to the end of the season.
- In eight starts after joining the rotation, he went 5-1 with a 2.68 ERA (14 ER, 47.0 IP).
- Earned his first Major League win in his second career start in the Mets' 10-6 victory against St. Louis on August 25 at Busch Stadium...tossed 5.0 scoreless frames.

## 2011-15

- Spent the majority of **2015** with Binghamton (AA) of the Eastern League...won a spot start for Las Vegas (AAA) of the Pacific Coast League at Salt Lake City on August 5...allowed two earned runs and five hits in five innings...struck out 12 batters in 6.2 innings at New Orleans on August 23...returned to Binghamton for a start against Altoona and then rejoined Las Vegas for four more starts from August 18-September 3.
- In **2014**, made 27 app. for Single-A St. Lucie (making 4 starts) for a 4.11 ERA and a .244 opponent batting average...finished 5th in the Florida State League in SO (114).
- Split the **2013** campaign between Single-A Brooklyn of the New York-Penn League and Single-A Savannah of the South Atlantic League...made 5 regular season starts for Savannah and won 1 game in the Postseason to help the Sand Gnats capture the SAL title.
- Missed the **2012** season after undergoing lumbar fusion surgery...in his professional debut in **2011**, made 11 app. (10 starts) for Rookie-Level Kingsport, owning a 3.66 ERA.

## PERSONAL

- Jacob Seth Lugo graduated from Parkway (LA) High School...lettered in baseball, soccer, football (punter) and track...he was a state finalist in the high-jump (6 feet, 2 inches).
- Prior to the start of the 2020 season, had his first child, James, with his wife, Amanda.
- Went to Centenary (LA) College when it was a Division I school...earned Second Team All-Summit League Honors in 2010.
- Started the WBC championship game for Puerto Rico vs. the US in 2017 and won a silver medal...his paternal grandfather, José "Ben" Lugo, was born in Puerto Rico.
- A year after the WBC, Lugo reconnected with family in Puerto Rico...he and his wife Amanda planned to marry on the island in November, but Hurricane María forced them to change locations.
- His dad, Ben, was an avid baseball card collector, and the favorite card that he ever had was a Roberto Clemente rookie card (has since been destroyed).
- Was the only player from the 34th round in the 2011 draft to play in the Major Leagues...there were six players who were drafted lower than Lugo in the 2011 draft that have gone on to play in the big leagues.
- While working out in the winter of 2011, Lugo felt a back spasm while performing an ab-strengthening exercise. After several MRIs, he was diagnosed with Spondylolisthesis — which occurs after a displacement of a vertebra in the spine. Underwent a lumbar fusion and a surgery that lasted nearly 10 hours and missed the whole 2012 season.
- Is an avid frisbee golf player and a fan of the New Orleans Saints.

## SETH LUGO CAREER PITCHING

Season	Team	League	W	L	ERA	G	GS	CG	SV	SVO	IP	H	R	ER	HR	HB	BB	SO	WHIP	AVG	AB	WP	GDP	TBF	NP/S
2011	KNG	ROK	5	2	3.66	11	10	0	0	0	46.2	42	27	19	5	2	20	44	1.33	.235	179	9	2	204	383/279
2013	BRK	A(Short)	2	4	4.19	7	7	0	0	0	34.1	34	16	16	3	1	13	27	1.37	.260	131	3	2	146	258/193
2013	SAV	A(Full)	2	2	2.53	5	5	0	0	0	32.0	22	9	9	2	1	6	39	0.88	.196	112	0	1	121	271/215
2013	2 Teams	Minors	4	6	3.39	12	12	0	0	0	66.1	56	25	25	5	2	19	66	1.13	.230	243	3	3	267	529/408
2014	SLU	A(Adv)	8	3	4.11	27	4	0	3	3	105.0	100	55	48	12	4	38	114	1.31	.244	410	7	6	455	916/695
2015	BNG	AA	6	5	3.80	19	19	0	0	0	109.0	108	54	46	8	5	30	97	1.27	.254	425	6	6	466	1719/1102
2015	LV	AAA	2	2	4.00	5	5	0	0	0	27.0	27	13	12	3	2	5	30	1.19	.252	107	2	1	114	408/273
2015	2 Teams	Minors	8	7	3.84	24	24	0	0	0	136.0	135	67	58	11	7	35	127	1.25	.254	532	8	7	580	2127/1375
2016	LV	AAA	3	4	6.50	21	14	0	0	0	73.1	103	63	53	10	1	20	62	1.68	.329	313	4	3	341	1264/817
2016	NYM	MLB	5	2	2.67	17	8	0	0	0	64.0	49	19	19	7	4	21	45	1.09	.220	223	1	6	260	961/614
2017	SLU	A(Adv)	0	1	8.10	2	1	0	0	0	6.2	9	7	6	2	1	1	4	1.50	.310	29	0	1	31	75/54
2017	BNG	AA	1	1	2.77	2	2	1	0	0	13.0	14	4	4	1	0	2	15	1.23	.286	49	0	1	52	172/121
2017	NYM	MLB	7	5	4.71	19	18	0	0	0	101.1	114	57	53	13	2	25	85	1.37	.284	402	2	7	436	1641/1069
2017	2 Teams	Minors	1	2	4.58	4	3	1	0	0	19.2	23	11	10	3	1	3	19	1.32	.295	78	0	2	83	247/175
2018	NYM	MLB	3	4	2.66	54	5	0	3	4	101.1	81	36	30	9	2	28	103	1.08	.217	374	2	6	410	1614/1066
2019	NYM	MLB	7	4	2.70	61	0	0	6	11	80.0	56	28	24	8	5	16	104	0.90	.192	291	2	2	314	1275/849
2020	NYM	MLB	3	4	5.15	16	7	0	3	5	36.2	40	22	21	8	2	10	47	1.36	.274	146	1	3	160	610/398
2021	SLU	A	0	0	0.00	1	1	0	0	0	1.0	0	0	0	0	0	0	0	0.00	.000	3	0	0	3	4/4
2021	SYR	AAA	0	0	2.70	3	0	0	0	0	3.1	4	3	1	0	0	4	5	2.40	.267	15	0	0	19	79/48
2021	NYM	MLB	4	3	3.50	46	0	0	1	5	46.1	41	18	18	6	1	19	55	1.29	.237	173	0	2	195	730/484
2021	2 Teams	Minors	0	0	2.08	4	1	0	0	0	4.1	4	3	1	0	0	4	5	1.85	.222	18	0	0	22	83/52
2022	NYM	MLB	3	2	3.60	62	0	0	3	6	65.0	58	26	26	9	3	18	69	1.17	.233	249	2	2	272	1079/679
Career		MLB	32	24	3.48	275	38	0	16	31	494.2	439	206	191	60	19	137	508	1.16	.236	1858	10	28	2047	7910/5159
Career		Minors	29	24	4.27	103	68	1	3	3	451.1	463	251	214	46	17	139	437	1.33	.261	1773	31	23	1952	5549/3801

## WILD CARD

Season	Team	League	W	L	ERA	G	GS	CG	SV	SVO	IP	H	R	ER	HR	HB	BB	SO	WHIP	AVG	AB	WP	GDP	TBF	NP/S
2022	NYM	MLB	0	0	0.00	3	0	0	1	1	2.0	2	0	0	0	0	1	3	1.50	.250	8	0	0	9	37/23

## POSTSEASON (COMBINED)

Season	Team	League	W	L	ERA	G	GS	CG	SV	SVO	IP	H	R	ER	HR	HB	BB	SO	WHIP	AVG	AB	WP	GDP	TBF	NP/S
2022	NYM	MLB	0	0	0.00	3	0	0	1	1	2.0	2	0	0	0	0	1	3	1.50	.250	8	0	0	9	37/23

## CAREER TRANSACTIONS

OPTIONS USED: 1/3

2011 Signed by NYM as a 34th-round selection in the First-Year Player Draft, June 19

2022 Signed by SD as a Major League free agent, December 22



# MANNY MACHADO

Height: 6-3      Bats: R  
Weight: 223      Throws: R

machados13

# 13

INF

Full Name	Manuel Arturo Machado Jr.
Date of Birth	July 6, 1992 in Miami, Florida
Current Residence	Coral Gables, Florida
2023 Opening Day Age	30
MLB Service Time	10.056
MLB Debut	August 8, 2012 vs. KC (with BAL)
How Obtained	Signed as a Major League free agent on February 21, 2019
Contract Status	Signed through 2033

## QUICK HITS

**WE GOT OUR MAN-NY** On February 27, 2023, the Padres signed Machado to a new 11-year, \$350M contract through the 2033 season, which at the time was the 4th-largest guaranteed contract in MLB history, behind only Mike Trout (\$426.5M), Mookie Betts (\$365M) and Aaron Judge (\$360M).

**M(ANNY)VP** Was a finalist for NL MVP in 2022, finishing 2nd in voting behind Paul Goldschmidt. It was his 6th season in which he received MVP votes and marked the highest finish for a Padre since Ken Caminiti won the franchise's only MVP award in 1996.

**MADE FOR THE MOMENT** Slashed .271/.327/.583 and helped guide the Padres to their first NLCS since 1998 in 2022. 7 of his 13 hits went for extra bases, the most extra-base hits by a Padre in a single Postseason in franchise history. He's also homered at least once in each of his 5 Postseason series as a Padre dating back to 2020, an SD franchise-Postseason record.

**2X GOLD GLOVE AWARD WINNER** (2013, 2015)

**1500 CLUB** On June 15, 2022 at Wrigley Field, collected his 1,500th hit of his career, making him just the 17th player in Major League history to notch 1,500 hits and 250 home runs before turning 30 years old.

**MR. DEPENDABLE** Since 2015, Machado's 5,007 plate appearances lead MLB, and his 1,156 games played rank 2nd to only Paul Goldschmidt (1,158). In his 10 full ML seasons, he has played in 150-plus games 8 times and has logged all 162 games twice.

**"EL MINISTRO DE DEFENSA"** Given the nickname following the 2017 World Baseball Classic when he represented the Dominican Republic.

**SKY'S THE LIMIT** Had a mural painted of him on Third Avenue on the side of the historic Vogue Theater in Chula Vista. There are 3 action shots of Manny, with "Sky's The Limit" written overhead (a tattoo that Manny has on his back).

## ACCOLADES

All-MLB First Team (3B, 2020 & 2022 with SD)

6x All-Star (2013, 2015-16, 2018 with BAL & 2021-22 with SD)

NL Silver Slugger (2020, SD)

2x Rawlings Gold Glove (2013 & 2015, BAL)

Rawlings Platinum Glove (2013, BAL)

Wilson Team Defensive Player of the Year (2013, BAL)

Home Run Derby Participant (2015)

AL Player of the Month (April 2016 and August 2017)

MVP Voting (9th in 2013, 4th in '15, 5th in '16, 3rd in '20, 18th in '21, 2nd in '22)




## 2022 SEASON

• Capped his 11th Major League season ranking among the top of the NL in OPS (3rd, .898), intentional walks (3rd, 10), AVG (4th, .298), SLG (4th, .531), runs (T-6th, 100), hits (6th, 172), RBI (T-6th, 102), extra-base hits (T-6th, 70), OBP (7th,

.366) and home runs (9th, 32).

• Finished second in MVP voting, behind Paul Goldschmidt, marking the highest finish for a Padre since Ken Caminiti won the franchise's only MVP award in 1996...it was also his highest individual finish in MVP voting, as well as his fourth-career Top-5 finish.

# MANNY MACHADO



- Named to the All-MLB First Team for the second time in his career (also, 2020).
- Amassed a career-high 7.4 WAR (Fangraphs), which trailed just Aaron Judge's 11.4 mark...it was the highest WAR by a Padres' position player since Ken Caminiti in 1996.
- 2022 marked Machado's second 30+ home run season as a Padre and the sixth of his career, which ties for the second-most seasons of that kind among active players from 2012-22, trailing Mike Trout, Paul Goldschmidt and Nelson Cruz's seven 30+ home run seasons.
- On June 15 at CHC, collected his 1,500th hit of his career, making him just the 17th player in Major League history to notch 1,500 hits and 250 home runs before turning 30 years old.
- Accrued his 3rd-highest single-season RBI total (102), marking the 1st time in his career he collected 100+ RBI in consecutive seasons (106 RBI in '21)...he is 1 of 4 Major Leaguers to notch 100+ RBI in each of the last 2 seasons, joining Matt Olson, José Ramírez and Nolan Arenado.
- Also finished the season tied for third in the NL in multi-hit games after collecting his 50th multi-hit effort on the last day of the regular season...2022 tied his 2015 season with BAL for third-most multi-hit games in a single campaign (career high: 55 games in 2013 w/ BAL).
- His 70 XBH on the season ranked third all-time among San Diego third basemen, behind Phil Nevin (72 in '01) & Ken Caminiti (79 in '96).
- Through the first 27 games of the season, Machado was part of a duo with former teammate Eric Hosmer that ranked No.

# MANNY MACHADO



1 and No. 2 in the Majors in average and OBP for the first time since 1951, when Dodger teammates Jackie Robinson and Pee Wee Reese ranked No. 1 & No. 2 in both categories through the first 34 games of the 1951 season.

- On May 22, became the first player in MLB history with three doubles, a triple, three runs and a walk in a single game.
- Selected as a 2022 All-Star for the sixth time in his career on July 19 at Dodger Stadium...he started at 3B and went 0-for-2...he was robbed of a first-inning single (105 mph exit velocity) by CLE's 2B Andrés Giménez.
- Collected multiple hits in a career-long 8 consecutive games from Aug. 9-17, batting .486 (17-for-35) over the stretch...it was the longest multi-hit streak of any player in 2022 and tied with Tony Gwynn's 8-game multi-hit streak in 1988 for the second-longest in club history, trailing just Gary Sheffield's nine in 1992.
- Received Player of the Week honors on Aug. 15, after hitting .429 with a pair of home runs, 10 RBI, 7 runs and 12 hits...collected multiple hits in 5 of 6 games from Aug. 8-14, which included a 3-run, walk-off home run against San Francisco on Aug. 9.

- On Sept. 28, swiped his ninth bag of the year and was one stolen base shy of being the first Padre ever to have multiple seasons with triple-digit RBI and double-digit stolen bases... José Ramirez, Mike Trout, Paul Goldschmidt and Albert Pujols were the only active players to have three such seasons.

**POSTSEASON:** Slashed .271/.327/.583 and helped guide the Padres to their first NLCS since 1998 in 2022.

- With his home run in Game 2 of the NLCS, Machado homered in five consecutive Postseason series, dating back to 2020, making it the longest home run streak in consecutive Postseason series by a Padre in club history... the next longest stretch was Jim Leyritz's 2 straight series in 1998 and Trent Grisham's two series in 2022.
- Machado's seven extra-base hits in the 2022 Postseason were the most of any Padre in a single playoff run (previous high was four XBH, tied by eight previous Padres), and his 4 homers tied with Leyritz' four in 1998 for the most by a Padre in a single Postseason.
- Machado's 7 RBI trailed just Leyritz' 9 in 1998 and Steve Garvey's 9 in 1984 for the most of any Padre in a single Postseason.



# MANNY MACHADO



## 2021

- In his 3rd season with San Diego, logged 106 RBI, 1 shy of his career high (had 107 in 2018 between the Orioles and the Dodgers).
- Named to the NL All-Star team in place of Ronald Acuña Jr. on July 10...it marked his 5th career All-Star selection, his 1st in the NL, and his 1st since 2018 (BAL)...along with Jake Cronenworth and Fernando Tatis Jr., Machado's selection marked the 1st time SD had 3 All-Star infielders since 1992, with the other instance coming in 1985.
- His .407 slugging percentage with 2 strikes against him ranked 3rd highest in the NL behind just Bryce Harper's .424 SLG and Brandon Belt's .467 SLG.
- Prior to the All-Star game, hit .267 with a .354 OBP, .479 SLG, and .833 OPS...in the second half, hit .291 with a .338 OBP, .502 SLG, and a .840 OPS.
- Hit 122 line drives in 2021, and his 25.8 line drive percentage was the highest in a season in his career.
- His 247 hard-hit balls (those hit 95+ mph) led the NL, and his 52.2 hard-hit percentage ranked 4th in the NL behind Tatis Jr. (55.6%), Joey Votto (53.2%), and Juan Soto (52.7%)...

his 93.1 mph average exit velocity ranked 2nd in the NL behind teammate Fernando Tatis Jr.'s 93.4 mph.

- His 63 barreled balls ranked 5th in the NL and 2nd on SD behind Fernando Tatis Jr.'s NL-leading 70 barreled balls.
- His 61 extra-base hits ranked T-2nd on the team with Cronenworth, trailing just Tatis Jr.'s 73 XBH...had a 6-game stretch in which he had at least 1 extra-base hit from July 17-23 (5 doubles and 1 HR for a .708 SLG).
- Had a season-long 11-game hitting streak from August 26-September 8, during which he hit .333 (15-for-45) with 4 2B and 2 HR...had a season-long 16-game on-base streak from April 2-18, where he had 18 hits, 13 walks and a .437 OBP.
- Hit .344 (44-for-128) with runners in scoring position, which ranked 6th highest in the NL...his 1.307 OPS with RISP/ 2 out ranked 4th in the NL.
- Led the team in sacrifice flies (11), intentional walks (10), go-ahead RBI (25), and fly balls hit (164).
- From the beginning of September through the end of the season, posted a .859 OPS with a 505 slugging percentage (6 doubles, 5 home runs).

# MANNY MACHADO

- Finished the season hitting safely in 12 of his last 16 games, batting .317 (19-for-60) with 3 doubles and 4 home runs with 16 RBI.
- Commissioned the Padres "Swagg Chain"...placed said chain on the necks of each Padre in the dugout after they homer and for postgame interviews...is made of real silver and semi-precious stones that weighed 6.5 lbs.

## 2020

- Earned his 1st-career Silver Slugger award and was an All-MLB First team selection along with teammate Fernando Tatis Jr...was a NL MVP finalist, finishing 3rd in the race behind LAD's Mookie Betts and ATL's Freddie Freeman (the winner)...was also a NL Gold Glove Award finalist (3B).
- Finished the season ranking T-3rd in the National League in multi-hit games (21), 5th in RBI (47), 6th in total bases (130), T-7th in hits (68), 8th in SLG (.606), and 9th in runs scored (44)...his .950 OPS was 11th best of any Padre in a season.
- Posted career highs in AVG (.304), OBP (.379), SLG (.580), OPS (.950), AB/HR (14.00), AB/RBI (4.77), and runs created per 27 outs (7.22).
- His 7 defensive runs saved (FanGraphs) ranked T-3rd among National League infielders with CHC's Javy Baez, trailing only Dansby Swanson's 10 and Nolan Arenado's 15.
- Hit 2 of the Padres 7 grand slams in 2020, including a walk off grand slam in the 10th inning on Aug. 19 vs. Texas Rangers...it was the Padres franchise-record 3rd grand slam in 3 games (Eric Hosmer would hit the Major League record 4th GS in 4 games the next day)...the walk off slam made Machado the youngest player in MLB history to have a walk off GS in both leagues, 1 of 22 players in MLB history with multiple walkoff grand slams and just 1 of 2 active players (also: Giancarlo Stanton), the 2nd player in Padres history to hit a walk-off slam in extra innings, joining Adrian Gonzalez (June 2, 2010 vs. NYM) and the 1st Padre to hit a walk-off slam in extra innings while trailing in the game.
- Was named National League Player of the Week in back-to-back weeks on August 24 and August 31 (his 5th and 6th such awards of his career).
- Was the 1st Padres player to win NL Player of the Week in back-to-back weeks since Tony Gwynn in July 1988, and it marked the 1st time that the Padres have had consecutive awards since Andy Benes and Gwynn in Aug 1993...Machado was the 1st player to be honored in 2 straight weeks since CLE's Francisco Lindor in May '18...along with teammate Fernando Tatis Jr.'s award earlier in August (Aug. 9th), the Padres claimed 3 of the 1st 5 NL POW awards.

- Posted a 1.190 OPS @ Petco Park, the 3rd best OPS at home in MLB behind Brandon Belt (1.246) and DJ LeMahieu (1.265)...his 42 hits at home led all of baseball.

- His 1.222 OPS in Interleague games ranked 5th in MLB.

**POSTSEASON:** In his 4th-career Postseason run, he played in all 6 games and went 4-for-26 (.154) with 2 home runs, 2 RBI and 3 runs scored.

- Homered on October 1 vs. STL (Game 1 of the Wild Card series) in the 6th inning, following Fernando Tatis Jr.'s homer...it was the 2nd time in SD Postseason history in which the Padres hit back-to-back HRs (Tony Gwynn and Greg Vaughn on Oct. 17, 1998 @ NY).

## 2019

- In his 1st season with SD, led the Padres in runs (81), XBH (55) and BB (65), ranked T-1st in runs created (86), 2nd in HR (32), RBI (85), total hits (150), games played (156), at-bats (587) and PA (661) and 3rd in 2B (21).
- Among all qualifying NL hitters against LHP, ranked T-1st in SLG (.685), T-6th in HR (13), 8th in OBP (.404) and T-9th in AVG (.315).
- Hit safely in a career-high 13 consecutive road games from April 30-May 28, slashing .333/.386/.549 with 5 2B, 2 HR and 7 RBI in that time...it tied with Hosmer's 13-game road hit streak from May 14-June 15 for the longest on the club.
- Recorded his 1st multi-HR game as a Padre on May 4 vs. LAD, with both HR coming off Rich Hill...it marked the 1st of 4 multi-HR games for Machado in 2019 (also: June 13 at COL, June 29 vs. STL and July 13 vs. ATL) and he finished the campaign with 50 career multi-HR games.
- Recorded an RBI in 8-straight games from June 16-25, 1 game shy of the Padres franchise record (3x: Jason Bartlett in 2011, Steve Finley in 1996 and Sixto Lezcano in 1982).
- In his return to Baltimore on June 25, homered in his 2nd at-bat, which was his 100th-career HR at Camden Yards.
- Hit his 200th career HR on July 20 at Wrigley Field, a 2-run HR off Jose Quintana...he became the 2nd-youngest 3B (27 years, 14 days old) to hit 200 HR in ML history, behind Eddie Matthews (25 years, 242 days).
- Made his 1st-career PH plate appearance in the 9th inning on September 12 vs. CHC...went 4,678 career PA before logging his 1st-career PH appearance, shattering the longest start-of-career streak of PA without pinch-hitting (among players to debut since 1961), ahead of Deivi Cruz's streak of 2,479 PA from 1997-2001.
- Grounded into 24 2B plays, the most in the NL.
- Hit .219 (62-for-283) in 78 games at Petco Park as opposed to a .289 mark (88-for-304) in 78 games on the road...when in opposing NL West ballparks, hit .306 (45-for-147) with 10 HR and 24 RBI...at Petco Park against the NL West, he hit .186 (22-for-118) with 5 HR and 15 RBI.

## 2018

- Acquired by LAD from BAL on July 18, a day after the All-Star Game for their Postseason run...appeared in the playoffs for the 3rd time and 1st since 2016 with BAL.
- Ended 2018 and his age-25 season with a 33.8 career WAR (wins above replacement), which is higher than Joe DiMaggio (33.6), Barry Bonds (33.3), Willie Mays (32.5) or

# MANNY MACHADO



Lou Gehrig (31.7) had through their age-25 seasons.

- In 162 combined games between BAL and LAD, recorded his 1st-career 100+ RBI season (107) and matched his career high with 37 HR (also: 2016).
- 1 of only 7 players to play in all 162 games in 2018, while also ranking among the Top 10 in several categories, including IBB (18, 3rd), hits (188, T-3rd), total bases (340, 4th), and multi-hit games (54, T-6th).
- Held the longest on-base streak in the majors in 2018 with a career-high 33-game mark from June 27-August 2.
- Selected to his 4th All-Star Game (also: 2013 and '15-16) and named the starting shortstop (2nd All-Star start) after batting .315 with 21 2B, 24 HR and 65 RBI before the break.
- In the 1st half of the season, he ranked among AL leaders in RBI (T-4th), SLG (.575, 5th) OPS (.963, 5th), hits (115, T-5th), AVG (6th), HR (6th) and OBP (.387, 9th)...he joined Alex Rodriguez, Arky Vaughan, and Cal Ripken, Jr. as the only players to start an All-Star Game at 3B and SS.
- Acquired by LAD from BAL on July 18 in a 6-player trade... led LAD in the 2nd half of the regular season in hits (73), RBI (42) and ABs (267) and tying the club lead in HR (13), 2nd in

runs (36) and games (66) and T-2nd in 2B (14).

- LAD went 40-28 in the 2nd half after acquiring Machado and he finished the regular season with a 10-game hitting streak, going 13-for-40 (.325) with 2 2B, 2 HR, 11 RBI, 5 runs and a .947 OPS.

**POSTSEASON:** Hit safely in 11 of the Dodgers' 16 games (.227 overall) in their NL pennant-winning Postseason run... homered twice in the NLDS vs. ATL and again in Game 1 of the NLCS at MIL.

## 2017

- Appeared in all 6 of the Dominican Republic's World Baseball Classic games in March...hit .321 (7-for-26).
- Named AL Player of the Month for August, his 2nd-career AL Player of the Month award (also: April 2016)...in August, he hit .341 (43-for-126) with 6 2B, 13B, 12 HR and 35 RBI.
- Named AL Player of the Week for the week of Aug. 14-20.
- Homered 5 times in the 6-game homestand (Aug. 18-23), including 2 walk-off HR (Aug. 18 and 23)...his 12 home runs in August were a career high for a single month.

# MANNY MACHADO

- His walk-off grand slam on Aug. 18 vs. LAA was his 3rd homer of the game...he became the 13th player in ML history with 3 HR in a game with the last 1 being a walk-off.
- Hit 3 grand slams in 2017...his 6 grand slams from 2016-17 were the most in the majors...became just the 10th player in ML history to hit 3 grand slams in a calendar month.
- Hit a ML-leading 3 walk-off HR in 2017 (Aug. 18 vs LAA, Aug. 23 vs. OAK and Sept. 5 vs. NYY).

## 2016

- Selected to his 2nd consecutive and 3rd-career All-Star Game (also: 2013 and 2015) and elected the starting 3rd baseman by fan balloting...finished 5th in AL MVP voting.
- Hit 11 HR as a SS and 26 HR as a 3B, becoming the 2nd player in ML history to homer at least 10 times as a SS and 20 times as a 3B in the same season (also: Howard Johnson, NYM in 1989; 26 HR as 3B, 10 HR as SS).
- Named AL Player of the Month for April, batting .344 (33-for-96) with 10 2B, 7 HR, 16 RBI, and 20 runs scored.
- Played his 500th career game on May 30 vs. BOS...logged 211 XBH within his 1st 500 games, passing Cal Ripken, Jr. (208) for the Orioles record.
- Served a 4-game suspension after charging the mound, following being hit by a pitch on June 7 vs. KC by Yordano Ventura.
- Homered in the 1st, 2nd, and 3rd innings on August 7 at CWS...became the 2nd player in ML history to homer in each of the 1st 3 innings of a game (also: CWS Carl Reynolds on July 2, 1930 at NYY)...also became the 9th player in ML history to homer in 3 consecutive innings and 1st since Kevin Mench (TEX) on June 30, 2005 vs. LAA.
- Hit his 100th-career home run on Aug. 30 vs. TOR, becoming the fastest Oriole (in terms of age) to reach the 100-career home run plateau at 24.055...Eddie Murray (1980) did so at age 24.177.

**POSTSEASON:** Went 1-for-4 in BAL's 5-2 AL Wild Card game defeat to TOR on October 4.

## 2015

- Earned his 2nd Rawlings Gold Glove Award and 2nd All-Star game selection...finished 4th in AL MVP voting.
- Led all AL 3B in total chances (488), double plays (38), range factor/9.0 innings (3.09) and range Factor/game (3.01)...also ranked 2nd in assists (337) and putouts (132).
- Was the only player in the majors to play in all 162 regular season games.
- Named AL Player of the Week for the period ending on June 14 after batting .458 (11-for-24) with 12B, 2 HR, and 5 RBI (2nd career AL POW honor, also: 8/12/12).
- Named a player selection to the 2015 All-Star Game, his 2nd career ASG selection (1st: 2013).

- Made his 1st ML appearance at SS in the top of the 12th inning on Aug. 23 vs. MIN and made his 1st-ML start at SS on Aug. 31 vs. TB (his 1st professional start at SS since Aug. 8, 2012 with Double-A Bowie).
- Logged his 500th-career hit with a single in the 5th on Sept. 22 @ WSH.

## 2014

- Played in 82 games after beginning the season on the 15-day DL (retro: March 21), recovering from left knee surgery.
- Hit .210/.263/.276 in his 1st 26 games (May 1-30), before finishing the season batting .311/.353/.505 with 10 HR and 27 RBI in his final 56 games (May 31-August 11).
- Suspended 5 games from June 30-July 5 (G1) for "intentionally throwing his bat on the field" in the 8th inning on June 8 vs. OAK.

## 2013

- Hit 51 2B, leading the AL and becoming the 2nd player in ML history to record 50+ 2B in a season during which he was 20 years old, joining Alex Rodriguez (54 in 1996).
- Named to his 1st-career All-Star team as reserve 3B (0-for-1), collecting the 9th-most votes in the AL (4,101,089).
- Won his 1st-career Gold Glove Award, the 1st Orioles 3B to win the award since Brooks Robinson in 1975...led all AL 3B in fielding % (.973), assists (355) and DP turned (42).
- Won the Platinum Glove, given annually to the best individual defender in each league.
- Posted a 4.4 defensive WAR, pacing all AL defenders and ranking 3rd-highest in the majors in 2013.
- Finished the season leading the AL in 2B (51) and ABs (667), 6th in hits (189), 7th in multi-hit games (55), T-7th in XBH (68), 10th in total bases (288) and T-16th in runs (88).
- Made his 1st-career Opening Day roster and became the 4th Oriole to start on Opening Day at 20-or-younger.
- Snapped his 1,206 consecutive innings played streak on June 27 vs. CLE (1st-career ejection).
- Suffered a torn medial patellofemoral ligament in his left leg on Sept. 23 at TB...placed on 60-day DL on Sept. 24 for the remainder of the season...on Oct. 14, Dr. Neal ElAttrache performed an arthroscopy and open reconstruction of the medial patellofemoral ligament...a hamstring tendon was used to graft a replacement for the ruptured ligament.

## 2012

- Began the season playing in 109 games for Bowie (AA) before having his contract selected by BAL on August 9 and making his ML debut that night against KC.
- Went 2-for-4 with a 3B in his ML debut, becoming the 1st Orioles position player to debut before age 21 since Eugene

# MANNY MACHADO



Kingsale on September 3, 1996.

- Homered twice in his 2nd ML game at 20 years, 35 days old...became the 1st player in modern ML history (since 1900) to hit 2 HR and a 3B in his 1st 2 career games in the majors...also became the youngest player in ML history to have a multi-HR game in either his 1st or 2nd career game.
- Became the 1st player since at least 1918 to hit 3 homers in his 1st 4 career games at age 20-or-younger.
- Named Co-American League Player of the Week with BOS' Adrian Gonzalez for the week ending Aug. 12, becoming the youngest POW winner in either league and in the 10-year history of MLB's Player of the Week Award...was the 1st position player to be honored in his 1st week of eligibility and the youngest player ever to win the award.
- Selected to his 2nd consecutive Futures Game roster.

**POSTSEASON:** Became the 2nd-youngest player (20.096)

in ML history to homer in the postseason in Game 3 of the ALDS at NYY on October 10, 2012...was passed on the list by Bryce Harper 2 days later on October 12, 2012 (19.362).

## 2011

- Split the season between Delmarva (A) and Frederick (A)... following the season, ranked as the 2nd-best prospect in the Orioles system by *Baseball America*.
- Named the MVP of the Mills Cup with a HR and 7 RBI.
- Selected to his 1st US roster for the Futures Game in Phoenix, Ariz.

## 2010

- Named the best prospect in the Orioles organization by

# MANNY MACHADO

Baseball America following his 1st professional stint... homered for his 1st professional hit in his 2nd-career game on August 28 vs. DSL Rays (R).

## PERSONAL

- Originally signed with the Padres on Feb. 21, 2010 to a 10-year, \$300-million contract through the 2028 season, which was the largest at the time for a free agent in MLB history.
- Married to Yainee, who is the sister of former Padres 1st baseman and Yonder Alonso...the couple married in the offseason in 2014 in Angers, France, right outside of Paris.
- Yonder, whom Manny considers one of his best friends, introduced Manny to Yainee in 2009, when the three of them went to lunch one day after classes at the University of Miami...Yonder had taken Manny under his wing, and while they were training for the season together, Manny and

Yainee became friends...in 2011, Yonder invited Manny to join them on a family vacation in Spain, and it was at that time when Yainee and Manny started dating.

- When he was 17, ate empanadas with then-teammate Bryce Harper while in Barquisimeto, Venezuela with the 2009 under-18 U.S. National Team for the Pan Am junior world championships. "Crushed them," Machado said.
- Graduated from Brito Miami Private High School and was drafted 3rd overall by the Orioles in 2010.
- Manny's grandfather, Francisco Nuñez, had the largest impact on his passion for baseball...he passed away during his senior year of high school and Machado writes his initials (FN) in the infield dirt as he takes the field every game.
- Manny and Yainee have a dog named "Kobe" (named after Kobe Bryant).

## MANNY MACHADO CAREER BATTING

Season	Team	League	AVG	G	AB	R	H	2B	3B	HR	RBI	BB	SO	SB	CS	OBP	SLG	OPS	PA	HBP	SAC	SF	GDP
2010	ORI	ROK	.143	2	7	1	1	0	0	1	2	0	1	0	0	.143	.571	.714	7	0	0	0	0
2010	ABD	A(Short)	.345	7	29	2	10	1	1	0	3	3	2	0	0	.406	.448	.854	32	0	0	0	0
2010	2 Teams	Minors	.306	9	36	3	11	1	1	1	5	3	3	0	0	.359	.472	.831	39	0	0	0	0
2011	DEL	A(Full)	.276	38	145	24	40	8	2	6	24	23	25	3	1	.376	.483	.859	170	1	0	1	8
2011	FRE	A(Adv)	.245	63	237	24	58	12	3	5	26	22	48	8	5	.308	.384	.692	260	0	0	1	8
2011	2 Teams	Minors	.257	101	382	48	98	20	5	11	50	45	73	11	6	.335	.421	.756	430	1	0	2	16
2012	BOW	AA	.266	109	402	60	107	26	5	11	59	48	70	13	4	.352	.438	.790	459	6	1	2	15
2012	BAL	MLB	.262	51	191	24	50	8	3	7	26	9	38	2	0	.294	.445	.739	202	0	1	1	6
2013	BAL	MLB	.283	156	667	88	189	51	3	14	71	29	113	6	7	.314	.432	.746	710	2	9	3	15
2014	FRE	A(Adv)	.667	3	12	5	8	4	1	0	2	1	1	1	0	.692	1.167	1.859	13	0	0	0	0
2014	BAL	MLB	.278	82	327	38	91	14	0	12	32	20	68	2	0	.324	.431	.755	354	3	2	2	13
2015	BAL	MLB	.286	162	633	102	181	30	1	35	86	70	111	20	8	.359	.502	.861	713	4	2	4	17
2016	BAL	MLB	.294	157	640	105	188	40	1	37	96	48	120	0	3	.343	.533	.876	696	3	0	5	14
2017	BAL	MLB	.259	156	630	81	163	33	1	33	95	50	115	9	4	.310	.471	.781	690	1	0	9	17
2018	BAL	MLB	.315	96	365	48	115	21	1	24	65	45	51	8	1	.387	.575	.962	413	0	0	3	14
2018	LAD	MLB	.273	66	267	36	73	14	2	13	42	25	53	6	1	.338	.487	.825	296	2	0	2	12
2018	2 Teams	MLB	.297	162	632	84	188	35	3	37	107	70	104	14	2	.367	.538	.905	709	2	0	5	26
2019	SD	MLB	.256	156	587	81	150	21	2	32	85	65	128	5	3	.334	.462	.796	661	6	0	3	24
2020	SD	MLB	.304	60	224	44	68	12	1	16	47	26	37	6	3	.370	.580	.950	254	0	0	4	9
2021	SD	MLB	.278	153	564	92	157	31	2	28	106	63	102	12	3	.347	.489	.836	640	2	0	11	10
2022	SD	MLB	.298	150	578	100	172	37	1	32	102	63	133	9	1	.366	.531	.897	644	1	0	2	12
Career		MLB	.282	1445	5673	839	1597	312	18	283	853	513	1069	85	34	.341	.493	.834	6273	24	14	49	163
Career		Minors	.269	222	832	116	224	51	12	23	116	97	147	25	10	.349	.442	.791	941	7	1	4	31

## CAREER TRANSACTIONS

OPTIONS USED: 0/3

2010 Signed by BAL as a first-round selection (3rd overall) in the First-Year Player Draft, August 16

2018 Acquired by LAD from BAL in exchange for Breyvic Valera, Yusniel Diaz, Zach Pop, Dean Kremer and Rylan Bannon, July 18

2019 Signed by SD as a Major League free agent, February 21

# MANNY MACHADO



## WILD CARD

Season	Team	League	AVG	G	AB	R	H	2B	3B	HR	RBI	BB	SO	SB	CS	OBP	SLG	OPS	PA	HBP	SAC	SF	GIDP
2012	BAL	MLB	.333	1	3	0	1	0	0	0	1	0	1	0	0	.333	.333	.666	4	0	1	0	0
2016	BAL	MLB	.250	1	4	0	1	0	0	0	0	0	0	0	0	.250	.250	.500	4	0	0	0	0
2020	SD	MLB	.143	3	14	1	2	0	0	1	1	0	2	0	0	.143	.357	.500	14	0	0	0	1
2022	SD	MLB	.231	3	13	1	3	1	0	1	3	1	6	0	0	.286	.538	.824	14	0	0	0	0
Career		MLB	.206	8	34	2	7	1	0	2	5	1	9	0	0	.229	.412	.641	36	0	1	0	1

## DIVISION SERIES

Season	Team	League	AVG	G	AB	R	H	2B	3B	HR	RBI	BB	SO	SB	CS	OBP	SLG	OPS	PA	HBP	SAC	SF	GIDP
2012	BAL	MLB	.125	5	16	2	2	1	0	1	1	2	5	0	0	.222	.375	.597	19	0	1	0	1
2018	LAD	MLB	.176	4	17	2	3	1	0	2	6	1	7	0	0	.222	.588	.810	18	0	0	0	1
2020	SD	MLB	.167	3	12	2	2	0	0	1	1	1	2	0	0	.231	.417	.648	13	0	0	0	0
2022	SD	MLB	.357	4	14	1	5	1	0	1	2	3	5	0	0	.471	.643	1.114	17	0	0	0	0
Career		MLB	.203	16	59	7	12	3	0	5	10	7	19	0	0	.288	.508	.796	67	0	1	0	2

## LEAGUE CHAMPIONSHIP SERIES

Season	Team	League	AVG	G	AB	R	H	2B	3B	HR	RBI	BB	SO	SB	CS	OBP	SLG	OPS	PA	HBP	SAC	SF	GIDP
2018	LAD	MLB	.296	7	27	5	8	1	0	1	3	2	6	1	0	.367	.444	.811	30	1	0	0	3
2022	SD	MLB	.238	5	21	2	5	1	0	2	2	0	6	0	0	.238	.571	.809	21	0	0	0	0
Career		MLB	.271	12	48	7	13	2	0	3	5	2	12	1	0	.314	.500	.814	51	1	0	0	3

## WORLD SERIES

Season	Team	League	AVG	G	AB	R	H	2B	3B	HR	RBI	BB	SO	SB	CS	OBP	SLG	OPS	PA	HBP	SAC	SF	GIDP
2018	LAD	MLB	.182	5	22	2	4	0	0	0	3	1	5	0	0	.208	.182	.390	24	0	0	1	0

## POSTSEASON (COMBINED)

Season	Team	League	AVG	G	AB	R	H	2B	3B	HR	RBI	BB	SO	SB	CS	OBP	SLG	OPS	PA	HBP	SAC	SF	GIDP
2012	BAL	MLB	.158	6	19	2	3	1	0	1	2	2	6	0	0	.238	.368	.606	23	0	2	0	1
2016	BAL	MLB	.250	1	4	0	1	0	0	0	0	0	0	0	0	.250	.250	.500	4	0	0	0	0
2018	LAD	MLB	.227	16	66	9	15	2	0	3	12	4	18	1	0	.278	.394	.672	72	1	0	1	4
2020	SD	MLB	.154	6	26	3	4	0	0	2	2	1	4	0	0	.185	.385	.570	27	0	0	0	1
2022	SD	MLB	.271	12	48	4	13	3	0	4	7	4	17	0	0	.327	.583	.910	52	0	0	0	0
Career		MLB	.221	41	163	18	36	6	0	10	23	11	45	1	0	.273	.442	.715	178	1	2	1	6

## ALL-STAR

Season	Team	League	AVG	G	AB	R	H	2B	3B	HR	RBI	BB	SO	SB	CS	OBP	SLG	OPS	PA	HBP	SAC	SF	GIDP
2013	AL	MLB	.000	1	1	0	0	0	0	0	0	0	1	0	0	.000	.000	.000	1	0	0	0	0
2015	AL	MLB	.500	1	2	1	1	1	0	0	1	0	0	0	0	.500	1.000	1.500	2	0	0	0	0
2016	AL	MLB	.000	1	3	0	0	0	0	0	0	0	0	0	0	.000	.000	.000	3	0	0	0	0
2018	AL	MLB	.000	1	2	0	0	0	0	0	0	0	0	0	0	.000	.000	.000	2	0	0	0	0
2021	NL	MLB	1.000	1	1	1	1	0	0	0	0	0	0	0	0	1.000	1.000	2.000	1	0	0	0	0
2022	NL	MLB	.000	1	2	0	0	0	0	0	0	0	0	0	0	.000	.000	.000	2	0	0	0	1
Career		MLB	.182	6	11	2	2	1	0	0	1	0	1	0	0	.182	.273	.455	11	0	0	0	1



# NICK MARTINEZ

Height: 6-1      Bats: R  
Weight: 200      Throws: R

21  
RHP

Full Name	Nicholas Andres Martinez
Date of Birth	August 5, 1990 in Miami, Florida
Current Residence	Miami, Florida
2023 Opening Day Age	32
MLB Service Time	4.002
How Obtained	Re-signed as a Major League free agent on November 22, 2022
Contract Status	Signed through 2025 (club option covering both 2024 and 2025; if club option declined, Martinez holds two separate player options and can either opt-out or extend the contract through 2024 and 2025).

## QUICK HITS

- On February 19, 2023, Martinez replaced Clayton Kershaw on the 30-man roster for the United States team in the 2023 World Baseball Classic.
- Won a silver medal in the 2020 Tokyo Olympic Games with Team USA.
- In 2022, he converted 8 of his 9 save opportunities and collected 8 holds while also making 10 starts. He's the only pitcher in MLB history to have 4+ holds and 8+ saves while also making 10+ starts in a single campaign.
- After returning from the paternity list following the birth of his daughter, Stella, on August 1, 2022, he posted a career-long 15.0 scoreless-inning streak from Aug. 1 to Aug. 29 across 11 appearances. It was the 2nd-longest streak among all SD relievers in '22, trailing only Tim Hill (18.2 scoreless IP from July 9-Sept 6).
- Made his MLB Postseason debut in '22, highlighted by 8.1 consecutive-scoreless innings across his 6 NLDS and NLCS appearances vs. LAD and PHI.
- In Game 4 of the NLCS at PHI, he became the first reliever in Padres' franchise Postseason history to throw 3.0+ IP without allowing a hit after starter Mike Clevinger failed to record an out in SD's 10-6 defeat.
- Originally signed with SD on March 16, 2022 to a 1-year contract for the 2022 season with player options for 2023, 2024 and 2025. Opted out after the '22 season, but re-signed with SD to a 3-year contract through 2025 with a club option covering the 2024 and 2025 seasons. If the club option is declined, Martinez holds two separate player options and can either opt-out or extend the contract through 2024 and 2025.
- Pitched for the Fukuoka SoftBank Hawks in Japan's Nippon Professional Baseball Organization in 2021 and went 10-5 with a 1.62 ERA (27 ER, 149.2 IP).
- Prior to '22, he last pitched in the States between 2014-17 with the Texas Rangers. In 4 Major League seasons, the Miami, Fla. native went 17-30 with a 4.77 ERA (220 ER, 415.1 IP) and 237 strikeouts in 88 games (68 starts).

## ACCOLADES

2020 Tokyo Olympics Silver Medalist (Team USA)



## 2022 SEASON

- In his first Major League season since 2017 with Texas, he converted 8 of his 9 save opportunities and collected 8 holds while also making 10 starts...he's the only pitcher in MLB history to have 4+ holds and 8+ saves while also making 10+ starts in a single campaign.
- Made 47 appearances on the season, and opened the campaign as SD's No. 5 starter, with all 10 of his starts coming in his first 12 app. from April 11-June 18...made 35 consecutive relief outings from June 22 through the end of the regular season.
- He was scoreless in 25 of his 37 relief outings, posting a 2.67 ERA and .209 opp. AVG...was 2-3 with a 4.30 ERA in his 10 starts, including 2 quality outings (May 5 vs. MIA and May 30 @ STL).
- After returning from the paternity list following the birth of



# NICK MARTINEZ



his daughter, Stella, on August 1, he posted a career-long 15.0 scoreless-inning streak from Aug. 1 to Aug. 29 across 11 appearances...it was the 2nd-longest streak among all SD relievers in '22, trailing only Tim Hill (18.2 scoreless IP from July 9-Sept 6).

- Improved to 8-for-8 in save opportunities on August 30 @ SF, converting saves in 4 straight appearances from Aug. 21-30.
- Blew his first career save on Sept 22 vs. STL, surrendering a grand slam to Brendan Donovan in the 7th inning...it was the start of him allowing a run in 3 straight relief outings for the 1st time in his career from Sept 22-27, but he finished the season scoreless and allowed just 1 hit across his final 4 outings from Sept. 28-Oct. 4.
- STL's Brendan Donovan's grand slam on Sept. 22 was 1 of only 3 home runs Martinez gave up in his 28 2nd half appearances after allowing 12 HR in his 19 first half outings.
- He induced 13 ground ball double plays, tied with Joe Musgrove for most among the SD pitching corps...his 1.10 GIDP/9 IP ratio was the T-11th highest ratio in the Majors and T-7th highest in the NL.
- Per Statcast, he relied on 5 pitches: 4-Seam Fastball (26.3%), Changeup (25.5%), Cutter (17.7%), Curveball (15.9%), Sinker (14.6%)...opponents hit just .155 (17-for-110) vs. his changeup but .351 (40-for-114) vs. his 4-seamer.

**POSTSEASON:** Made his Postseason debut in 2022...was tagged with the loss in Game 2 of the Wild Card Series vs. NYM on Oct. 8 in relief of Blake Snell, allowing a solo HR to Pete Alonso in the 5th inning.

- Went on to post 8.1 consecutive-scoreless innings across his 6 NLDS and NLCS appearances vs. LAD and PHI... allowed just 2 hits (.074 AVG) in the NLDS and NLCS with 11 strikeouts and 0 walks (0.24 WHIP).
- Pitched in Games 1 through 3 of the NLDS vs. LAD...retired all 3 batters he faced on 11 pitches in the 8th inning of Game 1 in SD's 5-3 defeat on Oct. 11...earned his 1st career Postseason hold the next night on Oct. 12 in the 8th inning of Game 2 (0.2 IP, H) before Josh Hader came in to secure the 4-out save in SD's 5-3 victory...relieved Blake Snell in the 6th inning of Game 3 on Oct. 14 and stranded the inherited runner for his 2nd consecutive hold in SD's 2-1 victory.
- Pitched in Games 1, 2 and 4 of the NLCS vs. PHI...relieved Yu Darvish in the 8th inning of SD's 2-0, Game 1 defeat on Oct. 18, retiring all 3 batters he faced on 3 pitches (10 strikes)...relieved Blake Snell with 2.0 scoreless innings of 1-hit ball in the 6th and 7th innings of SD's 8-5, Game 2 victory on Oct. 19, earning his 3rd hold of the Postseason... in SD's 10-6 defeat in Game 4 on Oct. 22, he became the first reliever in Padres' franchise Postseason history to throw 3.0+ IP without allowing a hit after starter Mike Clevinger failed to record an out.

# NICK MARTINEZ



## 2021

- Pitched for the Fukuoka SoftBank Hawks in Japan's Nippon Professional Baseball Organization, going 10-5 with a 1.62 ERA (27 ER, 149.2 IP), 1.03 WHIP and 146 strikeouts to 39 walks (3.74 SO/BB ratio) in 23 games.
- He finished first on the club in strikeouts and second in innings pitched.
- Also won a silver medal past with Team USA at the Tokyo 2020 Olympic Games, going 1-1 with a 1.64 ERA (2 ER, 11.0 IP) in 2 appearances during the tournament, including a start in the gold medal game vs. Japan (1 ER, 6.0 IP).

## 2018-20

- In his second season with the Nippon-Ham Fighters of NPB in **2020**, he pitched in 17 games, going 2-7 with 1 save, 1 hold, a 4.62 ERA (39 ER, 76.0 IP) and 66 strikeouts against 40 walks...missed the first half of **2020** and all of **2019** due to injury...started 25 games for the Ham Fighters in **2018**, going 10-11 with 3 complete games and a 3.51 ERA (63 ER, 161.2 IP) and 93 SO against 40 walks.

## 2017

- Split the season between TEX and Round Rock (AAA)...was


recalled to the big league squad 4 times throughout the season.

- Began the season with RR, where he went 4-0 with a 2.15 ERA across 7 appearances (6 starts) with a 2.15 ERA (9 ER, 37.2 IP) with a .194 AVG.
- 9 of his ER with RR came in back-to-back starts (April 17 and then July 9)...was scoreless in his other 5 outings (4 starts) and 29.0 IP.
- Made 23 appearances (18 starts) for TEX, going 3-8 with a 5.66 ERA (70 ER, 111.1 IP) and 67 SO against 28 walks...surrendered 26 HR (2.10 HR/9 IP).
- The Rangers non-tendered his contract in Decemeber, making him a free agent.

## 2016

- Went 2-3 with a 5.59 ERA (24 ER, 38.2 IP) over 12 appearances (5 starts) in 5 stints with the Rangers.
- Combined to go 7-6 with a 3.86 (45 ER, 105.0 IP) over 19 appearances (17 starts) with RR and Frisco (AA).
- Opened season at RR and spent the majority of the minor league season with the Express, going 7-6 with a 3.91 ERA (43 ER, 99.0 IP) in 19 app. (17 starts).
- Recalled from RR for the 2nd time on June 14 and moved

# NICK MARTINEZ



into the big league rotation on June 18 at STL in place of the injured Yu Darvish, going 0-1 with a 6.86 (15 ER, 19.2 IP) in 4 starts.

- Optioned to FRI following Rangers game on July 8 despite being scheduled to start for TEX the following day (Kyle Lohse would have contract purchased and make start for Texas on July 9 vs. MIN).
- Started just 1 game at FRI (July 9 vs. NWA) as RR was on the road and nearing the All-Star break.
- Assigned back to RR on July 13 and was 1-2 with a 2.83 ERA (11 ER, 35.0 IP) in 7 app. (5 starts) for Round Rock after the All-Star break.
- Recalled by TEX for a July 26 start vs. OAK in a 6-3 loss (4.0 IP, 5 R) in place of Lohse, who was designated for assignment on July 25...had one relief outing in 4th stint with club on Aug. 20 at TB (1.1 IP, 1 R)...recalled upon conclusion of RR's season and spent September in the bullpen, going 1-0 with a 1.64 ERA (2 ER, 11.0 IP) in 4 app.
- Following the season, went 3-3 with a 2.53 ERA (9 ER, 32.0 IP) over 7 starts with Este in the Dominican Winter League...opponents batted .214 (25-for-117) with 10 walks and 15 strikeouts...did not allow a home run...was 0-3 with a 9.00 (9 ER, 9.0 IP) in 1st 3 starts, but tossed 23.0 scoreless innings over final 4 starts...held opposition to a .169 AVG (13-for-77) in final 4 outings.

## 2015

- Had 4 stints with TEX and ranked among the staff leaders in IP (3rd, 125.0), starts (3rd, 21), and quality starts (2nd, 13), despite just 5 starts after the All-Star break and none after Aug. 13.
- Held opponents to a .221 AVG (27-for-122) with RISP, including .137 (7-for-51) with RISP and 2 outs, which was 2nd-lowest in MLB (min. 50 AB) to Zack Greinke (.105)
- In his 4 April starts, he went 2-0 with a 0.35 ERA (1 ER, 26.0 IP), with TEX going 4-0 in his outings...he finished the month with the lowest qualifying ERA in the Majors and the lowest ERA by any pitcher with 25.0-or-more innings in March/April since BOS' Roger Clemens had a 0.28 ERA (1 ER, 32.0 IP) in 1991.
- Was 2-1 with a 3.25 (13 ER, 36.0 IP) over 6 starts in May.
- Was tied for AL lead in quality starts as late as June 20, 1 of 4 pitchers in club history with 11+ QS in team's 1st 69 games of a season.
- From June 3-July 20, spanning a stint at AAA, allowed 7+ ER in 3 of 7 starts (1-4, 6.92, 30 ER/39.0 IP), this despite posting quality starts in the other 4 outings, to raise season ERA from 2.03 to 3.92.
- Made a pair of brief starts at RR during his first stint with the club (July 2-19) as part of a scheduled rest period leading

# NICK MARTINEZ

into the All-Star break, compiling a 4.50 ERA (3 ER, 6.0 IP).

- Was 2-2 with a 4.95 (11 ER, 20.0 IP) in final 4 starts in July and August before he was used exclusively out of the bullpen in September.
- Was not on the club's ALDS roster, but was sent to Arizona for workouts to stay fresh in the event he was needed as an injury replacement.

## 2014

- Began the season in TEX's Opening Day rotation despite never being in big league camp...ended the campaign ranked 2nd on the club in starts (24) and 3rd in IP (140.1) and SO (77).
- Was among AL rookie leaders in starts (6th) and IP (6th).
- Opened season on the FRI roster before making his ML debut in a start on April 5 at TB (ND, 6.0 IP, 4 H, 3 ER)
- Was optioned to FRI the following day and made 2 starts before being recalled for remainder of season on April 22.
- After return to big leagues, 5 of 1st 6 outings were in relief before working exclusively as a starter beginning May 14.
- Posted his 1st ML win on May 24 at DET...was 0-7 with a 7.48 (41 ER, 49.1 IP) in next 10 starts, the longest losing streak by a Ranger in 2014 and the longest winless drought by a Texas starter since R.A. Dickey went 11 games without a victory from May 8, 2004-Sept. 13, 2005.
- Drought ended with a victory on Aug. 10 at HOU and was 4-4 with a 3.45 ERA (22 ER, 57.1 IP) in final 10 starts.
- Retired 1st 15 batters faced on June 21 at LAA before Hank Conger leadoff double in 6th...was 4th rookie in WAS/TEX franchise history to start a game with at least 5.0 perfect innings

## 2013

- Combined to go 12-7 with a 2.50 ERA (42 ER, 151.1 IP) over 27 games (25 starts) between Myrtle Beach (High-A) and FRI.
- Compiled the 14th-lowest ERA (2.50) and 16th-lowest WHIP (1.07) among all full season minor league pitchers.
- Earned Carolina League Mid-Season All-Star honors,

leading the MB staff in wins (10) and was 2nd in IP (119.1) and SO (105) and T-2nd in starts (21).

- Completed at least 5.0 innings in 19 of 21 starts with the Pelicans, going 3-1, 1.57 in final 4 outings.
- Was promoted to FRI on Aug. 6 and worked at least 6.0 innings and allowed one ER-or-less in each of his 5 appearances with the RoughRiders.

## 2011-12

- In **2012**, he topped Hickory (Low-A) staff in strikeouts (109) and ranked 2nd in wins (8) and IP (117.1) and T-2nd in starts in 1st full pro season...selected to the South Division squad for the South Atlantic League All-Star Game...was 1-0 with a 3.63 ERA in 11 relief appearances and 7-6 with a 5.12 ERA in 20 starts.
- Split **2011** between AZL Rangers (R) and Spokane (Short Season A), going 3-3 2.30 in 15 games (11 starts) in 1st season as a fulltime pitcher...started with the AZL Rangers and was promoted to Spokane on July 23...joined Indians rotation on Aug. 3 and went 1-2 with a 2.70 ERA over 7 starts.

## PERSONAL

- Married the former Kimberly Cobian on November 21, 2015, and the couple have two daughters, Vera and Stella.
- Played three seasons at Fordham University in Bronx, NY... was primarily a second baseman with a .295 career average, 4 HR and 66 RBI with the Rams...was the 1st Fordham player to appear in the Majors since RHP Pete Harnisch in 2001.
- Played baseball at Belen Jesuit Prep in Miami, FL (graduated 2008).
- Is a one-time Olympian, winning a silver medal with Team USA in the 2020 Tokyo Olympic Games.
- When Juan Soto joined the Padres at the 2022 Trade Deadline, Nick switched from No. 22 to No. 21. When Soto asked what Nick wanted in return for his uniform number, Martinez replied that he'd like a boat. They compromised on a "really nice watch."

## CAREER TRANSACTIONS

OPTIONS USED: 3/3

2011 Signed by TEX as a 18th-round selection in the First-Year Player Draft, June 19

2022 Signed by SD as a Major League free agent, March 16

Re-signed by SD as a Major League free agent, November 22

# NICK MARTINEZ



## NICK MARTINEZ CAREER PITCHING

Season	Team	League	W	L	ERA	G	GS	CG	SV	SVO	IP	H	R	ER	HR	HB	BB	SO	WHIP	AVG	AB	WP	GIDP	TBF	NP/S
2011	RAN	ROK	2	1	1.83	6	4	0	0	0	19.2	21	6	4	0	0	2	19	1.17	.266	79	2	0	82	130/118
2011	SPO	A(Short)	1	2	2.54	9	7	0	0	0	39.0	37	18	11	0	2	16	37	1.36	.252	147	2	5	167	298/223
2011	2 Teams	Minors	3	3	2.30	15	11	0	0	0	58.2	58	24	15	0	2	18	56	1.30	.257	226	4	5	249	428/341
2012	HIC	A(Full)	8	6	4.83	31	20	0	1	2	117.1	121	66	63	8	4	37	109	1.35	.265	457	6	11	503	922/722
2013	MB	A(Adv)	10	7	2.87	22	21	1	0	0	119.1	106	47	38	5	7	38	105	1.21	.236	450	7	11	499	972/729
2013	FRI	AA	2	0	1.13	5	4	0	0	0	32.0	11	6	4	1	0	7	23	0.56	.107	103	2	4	112	423/287
2013	2 Teams	Minors	12	7	2.50	27	25	1	0	0	151.1	117	53	42	6	7	45	128	1.07	.212	553	9	15	611	1395/1016
2014	FRI	AA	0	0	1.86	2	2	0	0	0	9.2	8	2	2	0	1	7	9	1.55	.222	36	2	2	44	186/111
2014	TEX	MLB	5	12	4.55	29	24	0	0	0	140.1	150	79	71	18	3	55	77	1.46	.275	545	7	11	610	2406/1437
2015	RR	AAA	1	1	2.90	6	6	0	0	0	31.0	32	12	10	1	2	7	18	1.26	.278	115	4	4	125	436/273
2015	TEX	MLB	7	7	3.96	24	21	0	0	0	125.0	135	66	55	16	13	46	77	1.45	.274	493	4	15	558	2119/1324
2016	FRI	AA	0	0	3.00	1	1	0	0	0	6.0	4	2	2	1	0	1	7	0.83	.182	22	1	1	23	91/58
2016	RR	AAA	7	6	3.91	18	16	0	0	0	99.0	109	47	43	7	6	17	67	1.27	.285	383	2	14	415	1532/992
2016	TEX	MLB	2	3	5.59	12	5	0	0	0	38.2	45	24	24	8	5	19	16	1.66	.290	155	0	8	179	649/392
2016	2 Teams	Minors	7	6	3.86	19	17	0	0	0	105.0	113	49	45	8	6	18	74	1.25	.279	405	3	15	438	1623/1050
2017	RR	AAA	4	0	2.15	7	6	1	0	0	37.2	27	9	9	3	3	7	23	0.90	.194	139	0	2	149	581/382
2017	TEX	MLB	3	8	5.66	23	18	0	0	0	111.1	124	74	70	26	2	28	67	1.37	.279	445	3	8	478	1815/1147
2022	SD	MLB	4	4	3.47	47	10	0	8	9	106.1	96	44	41	15	4	41	95	1.29	.239	402	4	13	448	1720/1117
Career		MLB	21	34	4.50	135	78	0	8	9	521.2	550	287	261	83	27	189	332	1.42	.270	2040	18	55	2273	8709/5417
Career		Minors	35	23	3.28	107	87	2	1	2	510.2	476	215	186	26	25	139	417	1.20	.247	1931	28	54	2119	5571/3895

## NIPPON PROFESSIONAL BASEBALL (JAPAN)

Season	Tm	Lg	W	L	ERA	RA9	G	CG	SHO	SV	IP	H	R	ER	HR	BB	IBB	SO	HBP	BK	WP	BF	WHIP	SO/W
2018	Nippon Ham	JPL	10	11	3.51	3.84	25	3	0	0	161.2	168	69	63	16	40	3	93	6	0	3	683	1.29	2.33
2020	Nippon Ham	JPL	2	7	4.62	5.21	17	0	0	1	76.0	76	44	39	8	40	4	66	3	0	8	344	1.53	1.65
2021	Softbank	JPL	9	4	1.60	1.6	21	0	0	0	140.2	108	25	25	6	38	0	138	5	0	1	553	1.04	3.63
NPB			21	22	3.02	3.28	63	3	0	1	378.1	352	138	127	30	118	7	297	14	0	12	1580	1.24	2.52

## WILD CARD

Season	Team	League	W	L	ERA	G	GS	CG	SV	SVO	IP	H	R	ER	HR	HB	BB	SO	WHIP	AVG	AB	WP	GIDP	TBF	NP/S
2022	SD	MLB	0	1	3.38	1	0	0	0	0	2.2	1	1	1	1	1	1	0	0.75	.125	8	0	1	10	36/21

## DIVISION SERIES

Season	Team	League	W	L	ERA	G	GS	CG	SV	SVO	IP	H	R	ER	HR	HB	BB	SO	WHIP	AVG	AB	WP	GIDP	TBF	NP/S
2022	SD	MLB	0	0	0.00	3	0	0	0	0	2.1	1	0	0	0	0	0	3	0.43	.125	8	0	0	8	27/19

## LEAGUE CHAMPIONSHIP SERIES

Season	Team	League	W	L	ERA	G	GS	CG	SV	SVO	IP	H	R	ER	HR	HB	BB	SO	WHIP	AVG	AB	WP	GIDP	TBF	NP/S
2022	SD	MLB	0	0	0.00	3	0	0	0	0	6.0	1	0	0	0	0	0	8	0.17	.053	19	0	0	19	86/59

## POSTSEASON (COMBINED)

Season	Team	League	W	L	ERA	G	GS	CG	SV	SVO	IP	H	R	ER	HR	HB	BB	SO	WHIP	AVG	AB	WP	GIDP	TBF	NP/S
2022	SD	MLB	0	1	0.82	7	0	0	0	0	11.0	3	1	1	1	1	1	11	0.36	.086	35	0	1	37	149/99



# JACKSON MERRILL

(NRI)

Height: 6-3      Bats: L  
Weight: 206      Throws: R

# 77

## INF

MEHR-uhl  
\_jacksonmerrill\_

Full Name	Jackson Peter Merrill
Date of Birth	April 19, 2003 in Baltimore, Maryland
Current Residence	Severna Park, Maryland
2023 Opening Day Age	19
MLB Service Time	0.000
How Obtained	Signed by SD as a first-round selection (27th overall) in the 2021 First-Year Player Draft on July 26
Contract Status	Signed through 2023

### QUICK HITS

- Entered 2023 rated as the No. 16 prospect in all of baseball by ESPN.com, No. 19 by MLB Pipeline, No. 20 by The Athletic and No. 22 by *Baseball America*.
- Wrist and hamstring issues limited Merrill to 45 games in '22 in his age-19 season. Returned to Lake Elsinore in late July and helped the Storm capture its first California League championship since 2011 and fourth overall, going 11-for-17 (.647) at the dish in 4 Postseason games.
- Between the Cal League and the Arizona Complex in League in '22, he made contact 90.4% of the time on pitches in the strike zone and 84.9% overall. Both figures ranked second among players drafted in 2021, behind only Atlanta Braves infielder Caleb Durbin.

### 2022 SEASON

- The Padres' top prospect was limited to only 45 games due to wrist and hamstring issues, but he slashed .325/.387/.482 with 10 doubles, 3 triples, 5 home runs, 35 RBI and 33 runs scored for Lake Elsinore (A) in his age-19 season.
- Hit safely in 11 of his first 13 games including 7 multi-hit efforts from April 8-24 with a .393/.452/.518 slash line, earning California League Player of the Week honors on April 24.
- Placed on the 7-day IL on April 29 with a fractured wrist as he applied the tag on an attempted steal...was sent on a rehab assignment to the Arizona Complex League on June 21, where he slashed .433/.542/.700 across 10 games from June 21-July 29...landed back on the IL during that time due to the hamstring injury.
- Reinstated from the IL and returned the Storm on July 31...hit safely in 25 of his 32 games played, slashing .298/.361/.468 with 6 doubles, 3 triples, 4 home runs, 27 RBI and 22 runs scored.
- In the Postseason, he helped the Storm claim its first California League championship since 2011 and fourth overall, going 11-for-17 at the dish (.647) with 4 doubles, 7 RBI, 3 runs scored and 3 stolen bases in as many attempts.
- While with the Storm, he hit .379 (22-for-58) vs. lefties and .302 (42-for-139) vs. righties.
- Went 23-for-65 (.354) with RISP, including 5-for-12 (.417) with the bases loaded.

### ACCOLADES

MLB Organization All-Star (2022, SD)

Arizona Fall League Rising Star (2022, Peoria)

California League Player of the Week (April 24, 2022 - Lake Elsinore)

- Spent the majority of the season batting 2nd in the Storm lineup (27 G, .303 AVG), while also batting leadoff (10 G, .356) and third (8 G, .367).
- He hit .357 when he got ahead in the count, and .299 when he fell behind.
- Following the season, he played in 22 games for the Peoria Javelinas in the Arizona Fall League, slashing .261/.316/.352 with 1 double, 2 triples, 1 HR, 10 RBI, 16 runs scored and 2 stolen bases...was named to the Arizona Fall League Rising Stars team.

### 2021

- Made his professional debut with the Arizona Complex League Padres (R) and hit .280 (30-for-107) with a .722 OPS in 31 games...he had 9 XBH (7 2B and 2 3B) with 0 home runs.
- Hit safely in 23 of 31 games for the ACL Padres, including each of the first 10 games to begin his pro career from July 26-Aug. 9 (.353 AVG).

# JACKSON MERRILL

NRI



## JACKSON MERRILL CAREER BATTING

Season	Team	League	AVG	G	AB	R	H	2B	3B	HR	RBI	BB	SO	SB	CS	OBP	SLG	OPS	PA	HBP	SAC	SF	GDP	TBF	NP-S
2021	PAD	ROK	.280	31	107	19	30	7	2	0	10	10	27	5	1	.339	.383	.722	120	0	2	1	2	66	256/172
2022	PAD	ROK	.433	10	30	5	13	3	1	1	6	1	2	3	0	.452	.700	1.152	31	0	0	0	1	20	94/53
2022	LE	A	.325	45	197	33	64	10	3	5	34	19	42	8	5	.387	.482	.869	219	1	2	0	5	36	134/83
2022	2 Teams	Minors	.339	55	227	38	77	13	4	6	40	20	44	11	5	.395	.511	.906	250	1	2	0	6	67	235/155
Career		Minors	.320	86	334	57	107	20	6	6	50	30	71	16	6	.377	.470	.847	370	1	4	1	8	95	375/245

## CAREER TRANSACTIONS

OPTIONS USED: 0/3

2021 Signed by SD as a first-round selection (27th overall) in the First-Year Player Draft, July 26



# ADRIAN MOREJON

Height: 6-0      Bats: L  
Weight: 229      Throws: L

@adrian\_morejon3  
 adrianmorejon40

# 50

LHP

Full Name	Adrian Morejon Garcia
Date of Birth	February 27, 1999 in Havana, Cuba
Current Residence	Phoenix, Arizona
2022 Opening Day Age	24
MLB Service Time	3.013
MLB Debut	July 21, 2019 @ CHC (wish SD)
How Obtained	Signed as an international free agent on July 7, 2016
Contract Status	Signed through 2023

## QUICK HITS

- Posted a career-long 13.2 scoreless-inning streak across his 10 appearances from August 2-29, 2022, going 2-0 with 2 holds, a 12-3 SO/BB ratio and a .204 opp. AVG. It was the 3rd-longest scoreless-inning streak out of the SD pen in '22, behind only Tim Hill (18.0 IP) and Nick Martinez (15.0 IP).
- In '22, he ranked in the 92nd percentile in fastball velocity (96.9 mph) & 96th in fastball spin rate (2,498 rpm).
- He inherited 10 runners in '22, and allowed 0 of them scored. He was 1 of only 3 relievers last season to have inherited 10+ runners and have a 0.0 IRS% (also: MIL's Matt Bush and MIN's Joe Smith).
- Entered the 2022 season as the No. 6 prospect in SD's farm system by Baseball America.
- Made his ML debut on July 21 at CHC, becoming the 3rd player from the 2016 International Signing Class to make his ML debut, behind only TOR's RHP Elvis Luciano and INF/OF Lourdes Gurriel Jr.
- At 20 years, 144 days old, Morejon became the 2nd-youngest Padre to making his pitching debut, behind only Jay Franklin (18 years, 172 days old on September 4, 1971).

## 2022 SEASON

- Began the season on the 60-day IL recovering from Tommy John surgery...his rehab assignment included starts for Lake Elsinore (A) on May 10 (3.0 IP, 2 H, ER) and May 15 (0.1 IP, 5 H, 3 ER) before making 5 scoreless rehab relief app. for San Antonio (AA) from May 19-June 1, allowing just allowing just 1 hit in 7.0 IP.
- Reinstated from the 60-day IL on June 6 and was recalled to the big league squad on June 7...made his season debut that same day vs. NYM, retiring all 6 batters he faced on 18 pitches and finishing off SD's 7-0 shutout victory.
- Placed on the COVID-IL on June 11 and was reinstated on June 16...made 2 appearances before being placed on the 15-day IL with left shoulder inflammation from June 23-July 13...made 2 scoreless rehab outings for El Paso (AAA) on July 7 and July 10.
- Posted a career-long 13.2 scoreless inning streak across his 10 appearances from August 2-29, going 2-0 with 2 holds, a 12-3 SO/BB ratio and a .204 opp. AVG...it was the 3rd-

## ACCOLADES

Futures Game World Selection (2019, SD)

California League Mid-Season All-Star (2018, Lake Elsinore)



- longest scoreless inning streak out of the SD pen, behind only Tim Hill (18.0 IP) and Nick Martinez (15.0 IP).
- Made 26 relief appearances on the season and his 5 wins tied Nabil Crismatt and Robert Suarez for most in SD's pen.
- With runners in scoring position this season, he limited opposing batters to a .208 average (5-for-24)...with RISP/2 out, opponents were 1-for-11 (.091).
- He inherited 10 runners on the season, and 0 of them scored...was 1 of only 3 relievers in '22 to have inherited 10+ runners and have a 0.0 IRS% (also: MIL's Matt Bush and MIN's Joe Smith).
- Ranked in the 92nd percentile in fastball velocity (96.9 mph) and 96th in fastball spin rate (2,498 rpm).
- Per Statcast, relied on his 4-Seamer 69.1 % of the time, his slider (13.7%), curveball (13%) and changeup (4.3%).



# ADRIAN MOREJON



**POSTSEASON:** Made his 4th career Postseason app. in Game 2 of the Wild Card Series vs. NYM on Oct. 8 in the 7th inning and did not record an out in SD's 7-3 defeat...he tied his career high (reg + post) with 4 ER allowed (5) along with 2 walks and 2 hits on 29 pitches (16 strikes).

- Did not pitch in the NLDS vs. LAD but tossed a scoreless 8th inning in Game 4 on the NLCS vs. PHI on Oct. 22 in SD's 10-6 defeat, retiring 3 of the 4 batters he faced on 12 pitches.

## 2021

- Made his first-career Opening Day roster as SD's No. 5 starter and made 2 starts before undergoing season-ending Tommy John surgery on April 20.
- Made the start on April 5 vs. SF, tossing 4.0 innings of 2-run ball on 2 solo HR (Darin Ruf and Evan Longoria) in SD's 3-2 defeat.
- Exited his start on April 11 @ TEX after just 16 pitches and 0.2 IP...placed on the 10-day IL the following day with a left forearm strain...transferred to the 60-day IL on April 23.

## 2020

- Began the season at SD's Alternate Training Site before being recalled on Aug. 18 and remaining with the ML squad for the rest of '20.


- Made 4 starts (4.82 ERA, .216 AVG) and 5 relief outings (.450 ERA, .316 AVG).
- Posted a career-high 6.0 scoreless IP across 3 outings from Aug. 31-Sept. 10, allowing 7 hits, 0 BB and 7 SO.
- The Padres were 5-0 in games in his 1st 5 appearances of the regular season before going 1-3 in the final 4 games in which he appeared.

**POSTSEASON:** Made 2 scoreless relief outings vs. STL in Games 2 and 3 of the Wild Card series...retired 6 of the 7 batters he faced across 1.2 IP in Game 3's 4-0 bullpen shutout to advance to the NLDS...started Game 3 in the NLDS vs. LAD and was tagged with the loss in SD's 12-3 defeat, allowing 3 runs on 2 hits and 2 walks while striking out 2.

## 2019

- Began the campaign in Amarillo (AA) where he went 0-4 with a 4.25 ERA (17 ER, 36.0 IP) in a career-high 16 starts with a .215 opponent AVG, 44 SO and 15 BB.
- Selected to the 2019 Futures Game in Cleveland along with former Padres farmhands LHP Mackenzie Gore and RHP Luis Patiño...tossed a scoreless inning of relief, allowing 2 hits, and the trio combined for 3.2 scoreless innings of 2-hit ball.
- The 20-year-old left-hander had his contract selected on July 21 and made his ML debut in a start against CHC at Wrigley

# ADRIAN MOREJON



Field that same day...allowed just 1 run (earned) on 3 hits in 2.1 IP with 1 SO...did not factor in the decision in what would eventually be a Padres' 5-1 win.

- Became the 3rd player from the 2016 International Signing Class to make his ML debut, behind only RHP Elvis Luciano and INF/OF Lourdes Gurriel Jr. of the Toronto Blue Jays...at 20 years, 144 days old, he became the 2nd-youngest Padre to make his pitching debut, behind only Jay Franklin at 18 years, 172 days old on September 4, 1971.
- At the time of his debut, Morejon was the 3rd-best pitching prospect in the Padres system (No. 4 overall) by MLB.com and No. 48 among all ML prospects...listed as an Honorable Mention in Keith Law's midseason Top 50 prospects update during the All-Star break and entered 2019 rated as the No. 46 overall prospect by ESPN.com, No. 49 by MLB.com and No. 52 overall by *Baseball America*.
- Made his 1st ML relief appearance on July 25 at NYM, tossing 1.0 scoreless inning with 1 hit allowed and 1 SO...went on to make 2 more relief appearances in 2019.
- Made his 2nd-career start and his Petco Park debut on July 28 vs. SF (1.2 IP), 2 ER, 2 H, 3 BB) but did not factor into SD's 7-6 loss...4 of his 5 ML appearances were on the road (6.1 IP).
- Posted a 6.75 ERA with a .294 opponent AVG in 4.0 IP as a starter and a 13.50 ERA with a .455 opponent AVG in 4.0 IP as a reliever.
- Placed on the 10-Day IL on August 8 with a left shoulder impingement...was transferred to the 60-Day IL on Sept. 16 and missed the remainder of the season.

## 2018

- Spent the majority of the season with Lake Elsinore (A), going 4-4 in 13 appearances (all starts) with the Storm and posting a 3.30 ERA (23 ER, 62.2 IP).
- Made 2 stints on the 7-day DL, making 1 rehab start with AZL Padres 1 (R), working 2.2 IP and fanning 4.
- His 74 SO, 3.44 ERA and 65.1 IP between AZL 1 and LE set career highs in a single season.

## 2017

- Split his 1st professional campaign between Tri-City (A) and Fort Wayne (A), making 13 appearances (all starts) while posting a 3.86 ERA (27 ER, 63.0 IP).
- Began the season with TC, logging 35 SO against 3 BB in 35.1 innings of work for the Dust Devils.
- Made his 1st postseason appearance with FW, starting 2 games with a 8.22 ERA (7 ER, 7.2 IP) with 5 BB and 7 SO.

# ADRIAN MOREJON



## ADRIAN MOREJON CAREER PITCHING

Season	Team	League	W	L	ERA	G	GS	CG	SV	SVO	IP	H	R	ER	HR	HB	BB	SO	WHIP	AVG	AB	WP	GDP	TBF	NP/S
2017	TRI	A(Short)	2	2	3.57	7	7	0	0	0	35.1	37	14	14	2	2	3	35	1.13	.266	139	5	2	146	519/352
2017	FW	A	1	2	4.23	6	6	0	0	0	27.2	28	14	13	2	1	13	23	1.48	.264	106	4	3	120	490/303
2017	2 Teams	Minors	3	4	3.86	13	13	0	0	0	63.0	65	28	27	4	3	16	58	1.29	.265	245	9	5	266	1009/655
2018	SDI	ROK	0	1	6.75	1	1	0	0	0	2.2	5	2	2	0	0	0	4	1.88	.385	13	0	0	13	22/21
2018	LE	A(Adv)	4	4	3.30	13	13	0	0	0	62.2	54	27	23	6	4	24	70	1.24	.233	232	1	5	263	1005/631
2018	2 Teams	Minors	4	5	3.44	14	14	0	0	0	65.1	59	29	25	6	4	24	74	1.27	.241	245	1	5	276	1027/652
2019	AMA	AA	0	4	4.25	16	16	0	0	0	36.0	29	20	17	3	3	15	44	1.22	.215	135	2	0	154	596/377
2019	SD	MLB	0	0	10.13	5	2	0	0	0	8.0	15	9	9	1	0	3	9	2.25	.385	39	0	0	42	154/102
2020	SD	MLB	2	2	4.66	9	4	0	0	0	19.1	20	11	10	7	0	4	25	1.24	.267	75	0	3	79	322/212
2021	SD	MLB	0	0	3.86	2	2	0	0	0	4.2	5	2	2	2	0	2	3	1.50	.278	18	0	1	20	80/51
2022	LE	A	0	1	10.80	2	2	0	0	0	3.1	7	5	4	1	0	0	7	2.10	.412	17	1	0	18	73/49
2022	SA	AA	0	0	0.00	5	0	0	0	0	7.0	1	0	0	0	0	2	8	0.43	.050	20	0	2	22	87/59
2022	ELP	AAA	0	0	0.00	2	0	0	0	0	3.0	1	0	0	0	0	5	0.33	.100	10	0	0	0	10	37/26
2022	SD	MLB	5	1	4.24	26	0	0	0	0	34.0	31	18	16	4	1	9	28	1.18	.238	130	0	4	141	540/358
2022	3 Teams	Minors	0	1	2.70	9	2	0	0	0	13.1	9	5	4	1	0	2	20	0.83	.191	47	1	2	50	197/134
Career		MLB	7	3	5.05	42	8	0	0	0	66.0	71	40	37	14	1	18	65	1.35	.271	262	0	8	282	1096/723
Career		Minors	7	14	3.70	52	45	0	0	0	177.2	162	82	73	14	10	57	196	1.23	.241	672	13	12	746	2829/1818

## WILD CARD

Season	Team	League	W	L	ERA	G	GS	CG	SV	SVO	IP	H	R	ER	HR	HB	BB	SO	WHIP	AVG	AB	WP	GDP	TBF	NP/S
2020	SD	MLB	0	0	0.00	2	0	0	0	0	3.0	1	0	0	0	0	0	2	0.33	.083	12	0	0	12	48/31
2022	SD	MLB	0	0	--	1	0	0	0	0	0.0	2	4	4	0	0	2	0	--	1.000	2	1	0	4	29/16
Career	SD	MLB	0	0	12.00	3	0	0	0	0	3.0	3	4	4	0	0	2	2	1.67	.214	14	1	0	16	77/47

## DIVISION SERIES

Season	Team	League	W	L	ERA	G	GS	SHO	SV	SVO	IP	H	R	ER	HR	HB	BB	SO	WHIP	AVG	AB	WP	GDP	TBF	NP-S
2020	SD	MLB	0	1	13.50	1	1	0	0	0	2.0	2	3	3	0	1	2	2	2.00	.250	8	1	0	11	50/29

## LEAGUE CHAMPIONSHIP SERIES

Season	Team	League	W	L	ERA	G	GS	CG	SV	SVO	IP	H	R	ER	HR	HB	BB	SO	WHIP	AVG	AB	WP	GDP	TBF	NP/S
2022	SD	MLB	0	0	0.00	1	0	0	0	0	1.0	1	0	0	0	0	0	1	1.00	.250	4	0	0	4	12/8

## POSTSEASON (COMBINED)

Season	Team	League	W	L	ERA	G	GS	CG	SV	SVO	IP	H	R	ER	HR	HB	BB	SO	WHIP	AVG	AB	WP	GDP	TBF	NP/S
2020	SD	MLB	0	1	5.40	3	1	0	0	0	5.0	3	3	3	0	1	2	4	1.00	.150	20	1	0	23	98/60
2022	SD	MLB	0	0	36.00	2	0	0	0	0	1.0	3	4	4	0	0	2	1	5.00	.500	6	1	0	8	41/24
Career	SD	MLB	0	1	10.50	5	1	0	0	0	6.0	6	7	7	0	1	4	5	1.67	.231	26	2	0	31	139/84

## CAREER TRANSACTIONS

OPTIONS USED: 1/3

2016 Signed by SD as an international free agent, July 7



# JOE MUSGROVE

Height: 6-5      Bats: R  
Weight: 235      Throws: R

@itsFatherJoe44

mu59rove

# 44

RHP

Full Name	Joseph Anthony Musgrove
Date of Birth	December 4, 1992 in El Cajon, California
Current Residence	El Cajon, California
2023 Opening Day Age	30
MLB Service Time	6.063
MLB Debut	August 2, 2016 vs. TOR (with HOU)
How Obtained	Acquired by SD from PIT in a 7-player, 3-team trade on January 19, 2021
Contract Status	Signed through 2027

## QUICK HITS

**HERE TO STAY** Nearly two weeks after appearing in his first All-Star Game at Dodger Stadium on July 19, 2022, the San Diego native signed a 5-year extension with the Padres through the 2027 season on August 1, 2022.

**LEAGUE OF HIS OWN** IN 2022, he became the first pitcher in MLB history to post an 8-0 record (or better) with an ERA of 1.60-or-lower and 80+ strikeouts over his first 12 appearances of a season.

**WE CAN'T H(EAR) YOU** Made his first career Postseason start in the decisive Game 3 of the Wild Card series vs. the Mets, and became the 1st pitcher in MLB Postseason history to toss 7.0 scoreless innings with 1 or 0 hits allowed in an elimination game.

**WHEN IT MATTERS MOST** Tossed 100+ pitches in 2 of his 3 Postseason outings in '22, joining Kevin Brown (5 times in '98) as the only 2 hurlers in Padres franchise history to have multiple 100+ pitch outings in a single Postseason run.

**RING ME** Made 7 relief appearances for the Astros during the 2017 World Series championship run. Earned the win in Game 5 of the World Series vs. LAD, tossing a scoreless 10th inning in HOU's 13-12 victory.

**NO NO JOE** Threw the first no-hitter in Padres history in the franchise's 8,206th game on April 9, 2021 @ TEX.

**HOME SWEET HOME** Made 34 career starts at Petco Park from 2018-22, and his 2.84 ERA (63 ER, 200.0 IP) ranked as the 3rd-lowest ERA in Petco Park history among all hurlers who made at least 30 starts in downtown San Diego entering 2023, trailing only Jake Peavy's 2.75 ERA (184 ER, 602.0 IP) and Andrew Cashner's 2.76 ERA (96 ER, 313.0 IP).

**BREAKING BAD** In his first 2 seasons as a Padre from 2021-22, he threw breaking balls 47.6% of the time, the highest breaking ball percentage in the NL and 2nd-highest in the Majors (min. 5,000 total pitches), behind only CWS' Dylan Cease (51.5%).

**FULL CIRCLE** Earned the start and tossed a perfect 1st inning for the USA Team in the 2016 All-Star Futures Game at Petco Park. Made his 1st ML start on the Petco Park mound on June 29, 2018 vs. SD, tossing 7.0 scoreless innings in front of nearly 100 family members and friends.

## ACCOLADES

National League All-Star (2022, SD)

NL Player of the Week (April 11, 2021 - SD)

World Series Champion (2017, HOU)

Futures Game Selection (2016, U.S. Roster)

MiLB.com Organization All-Star (2015, HOU)

Baseball America Short-Season All-Star (2104, Tri-City)


New York-Penn League Pitcher of the Week (Aug. 25, 2014 - Tri-City)



## 2022 SEASON

- In his second full season with the Padres, the San Diego native joined rotation-mate Yu Darvish as the 2 hurlers to make 30 starts in '22...it's the 3rd time in his career he's reached the 30 start plateau (also: 2019 w/ PIT and '21 with SD)...he finished with 181.0 IP, 0.1 inning shy of his career-high 181.1 in '21...the 10 winning decisions were also 1 shy of his career-high 11 in '21 and in '19 w/ PIT.
- He became the first pitcher in ML history to post an 8-0 record (or better) with an ERA of 1.60-or-lower and 80+ strikeouts over his first 12 appearances of a season.

# JOE MUSGROVE



- Over his final 18 starts, he went 2-7 with a 3.97 ERA and 103 strikeouts.
- Musgrove's run support average (runs scored while he's in the game) was a full 3.0 runs higher in his first 12 starts (5.92) from April 9-June 16 compared to his final 18 starts (2.91) from June 23-October 3.
- Musgrove was the only starter in the Majors in '22 to have their team win their first 8 starts of the season...NYY was 7-0 through Luis Severino's first 7 starts...Musgrove now owns the 2nd-longest such streak in SD history, passing Tim Lollar (7 in 1982) and Dennis Rasmussen (7 in '88)...the Padres' 12 straight wins to begin the 1985 season in Andy Hawkins' starts is the franchise record.
- After his 7.0 innings of 2-run ball on June 16 @ Wrigley Field, he became just the 7th ML pitcher (and it was the 9th instance) since '94 a pitcher began a season with 12+ quality starts...his 12 consecutive QS were 2nd-most in franchise history at any point during a season, trailing Tyson Ross' 14 in a row in 2014 from June-Sept.
- Following his June 30 start @ LAD, he became just the 3rd pitcher since 2018 to start a season with 8 consecutive road starts of 6.0+ IP & 3 ER-or-fewer, joining Shane Bieber (2020) and Justin Verlander (2018)...the last hurler to have more than 8+ such road starts to begin a season was Max Scherzer's 14 in 2013.
- Became the only SD hurler to ever have 2 ER-or-fewer across 6.0+ IP in 12 straight starts at any point during a season, and his 12 straight such outings were most in the NL in '22, trailing only TB's Shane McClellan's 13 straight such starts from May 11-July 26.
- He posted a career-high 21 quality starts, which ranked T-8th in the Majors and T-4th in the NL with MIL's Corbin Burnes and ATL's Max Fried...the Padres led the NL with 84 quality starts, 10 behind HOU's 94 for most in the Majors... it was 9 more quality outings than the next-closest NL team (PHI's 75).
- He tossed at least 6.0 innings in 22 of his 30 starts, tied with STL's Miles Mikolas for the 8th-most 6.0+ inning starts in the Majors in '22.
- Faced more lefties (403) than righties (337) and posted

# JOE MUSGROVE



reverse splits, limiting LHH to a .203/.275/.346 slash line while righties slashed .254/.295/.425.

- He averaged 94.5 pitches per game, 10th-most in the NL among all qualifying pitchers...with Yu Darvish's 99.0 pitches per game ranking 3rd-most, SD joined STL (Wainwright and Mikolas) as the only 2 NL staffs with 2 hurlers inside the top 10 in pitches per game.
- Among all pitchers who have thrown at least 350.0 regular season innings in SD history, his 1.09 WHIP at the end of 2022 ranked 3rd (362.1 IP), behind only rotation-mate Yu Darvish (1.02 WHIP in 361.0 IP) and Trevor Hoffman (1.04 in 952.1 IP)...his 3.06 ERA ranked 8th in SD history (min. 350 IP).
- His 2.84 ERA (63 ER, 200.0 IP) was the 3rd-lowest ERA in Petco Park history among all hurlers who made at least 30 starts in downtown San Diego from 2004-22, trailing only Jake Peavy's 2.75 ERA (184 ER, 602.0 IP) and Andrew Cashner's 2.76 ERA (96 ER, 313.0 IP)...since joining the Padres in 2021, he posted a 3.23 ERA (63, 175.2 IP) in his 29

road starts (30 app).

- He also finished 2022 ranked T-6th in Petco Park history in opponents' AVG (.224 - min. 30 starts)...in his 30 road appearances (29 starts) from 2021-22, he had a .216 opponents' AVG.
- On June 3 at MIL, No No Joe came within 4 outs of throwing the 2nd no-hitter in franchise history — just 206 games (and 39 starts by him) — after he threw the first no-no in the franchise's 8,206th game.
- He earned his 1st-career All-Star selection and pitched a scoreless inning for the NL in the Midsummer Classic on July 19 at Dodger Stadium...he struck out Andres Gimenez and Aaron Judge, while walking Shohei Ohtani & getting Alejandro Kirk out on a ball hit softly to second...following the outing, Musgrove said: "It was a blast, man...I got the shakes a little bit coming out of the bullpen. It's been a while since I've had that. ... But I just went out there and tried to throw as hard as I could."
- On Aug. 1, inked a five-year extension through the 2027

# JOE MUSGROVE



season...during the press conference, Musgrove said: "There's so much uncertainty in where you might end up in your career....It's kind of the last thing you expect to get to come back and play in your hometown and especially at a time when there's an opportunity to compete for a championship."

- On Aug 26 @ KC, he posted his shortest outing of the campaign (3.2 IP) and his 2nd-shortest outing as a Padre, trailing only his 3.0 IP on April 25, 2021 @ LAD.
- Got the win on Aug. 31 at SF, marking an 11-start span in between winning decisions from June 23-Aug 26...he struck out a season-high 11 batters, his 2nd-double digit strikeout game of the season (also: June 30 @ LAD), and it was the 9th double-digit punchout game of his career.
- He did not allow a HR on Aug 31 at SF, putting an end to his streak of allowing a HR in a career-high 7 straight appearances from July 24-August 31.
- Allowed a career-high-tying 3 HR in his next start on Sept. 6 at ARI...it was his 5th career start allowing 3 HR and his first since July 25, 2019 vs. STL (w/ PIT)...allowed a career-high-tying 22 HR on the season (also: 2021).
- Earned his 10th win of the season on Sept. 17 @ ARI, tossing 6.0-shutout innings of 4-hit ball with 8 strikeouts and no walks in SD's 2-0 victory...it was his 4th career outing tossing 6.0-shutout IP with no walks allowed and 8-or-more SO, with all 4 of those outings coming as a Padre since '21.
- His 6.0 scoreless innings in the Sept 17 start @ ARI contributed to the Friars' 31.2 scoreless innings by SD starters from Sept 16-22...it was the longest scoreless streak by a starting staff in the Majors in '22, and it was 1.2 IP shy of the club record (33.1 IP from July 28-Aug 1, 1984).
- The Padres allowed just 1 run in 4 games from Sept 17-21, the 1st club to allow no more than 1 run over a 4-game span while striking out 40+ batters in MLB history.
- His 86.4 mph average exit velocity ranked in the 90th percentile and led all SD hurlers...his 32.5 hard hit percentage also led all SD hurlers and ranked in the 88th percentile...his fastball had a 2,559 rpm spin rate and ranked in the 98th percentile.
- Per Statcast, Musgrove relied on 6 pitches: Slider (24.4%), 4-Seam Fastball (24%), Cutter (19.4%), Curveball (19.1%), Sinker (6.8%) and Changeup (6.3%)...ranked in the 98th percentile in fastball spin rate (2,559 rpm), which ranked 5th overall among all Major League 4-seamers.
- In his first 2 seasons as a Padre from 2021-22, he threw breaking balls 47.6% of the time, the highest breaking ball percentage in the NL and 2nd-highest in the Majors (min. 5,000 total pitches), behind only CWS' Dylan Cease (51.5%).

**POSTSEASON:** Entered the 2022 Postseason having made 7 relief appearances, which all came with HOU during the Astros' 2017 World Series run...made the first starts (3) of his Postseason career in SD's run to the NLCS, going a combined 1-1 with a 2.89 ERA (6 ER, 18.2 IP).

- Made his first career Postseason start in the decisive Game

3 of the Wild Card series vs. the Mets, and became the 1st pitcher in MLB Postseason history to toss 7.0 scoreless innings with 1 or 0 hits allowed in an elimination game...he allowed just 2 baserunners (1 hit and 1 walk) in SD's 6-0 win.

- He also became 1 of 5 pitchers in SD history- and it's now happened 8 times overall - to throw 7.0 innings-or-more in a Postseason game, joining Yu Darvish (Oct. 7, 2022 at NYM and Oct. 18 vs. PHI), Andy Ashby (Oct. 7, 1998 vs. ATL), Kevin Brown (3x, including a CG shutout on Oct. 8, 1998 vs. ATL) and Ed Whitson (Oct. 4, 1984 vs. CHC).
- Helped send the Padres to their first NLCS since 1998 and the franchise's first-ever NLCS action at Petco Park with 6.0 innings of 6-hit, 2-run ball in SD's 5-3, Game 4 victory over LAD on Oct. 15.
- Tagged with his first career Postseason loss in Game 3 of the NLCS at PHI, allowing 4 runs on 8 hits and 2 walks in SD's 4-2 defeat.
- He tossed 101 pitches in Game 4 of the NLDS vs. LAD and 100 on Game 3 of the NLCS at PHI, owning 2 of the 9 100+ pitch outings in Padres' Postseason history...Kevin Brown threw 100+ pitches 5 times in '98...Chris Young did so once in 2006, and Darvish threw 101 pitches in G1 of the Wild Card Series on Oct. 7 @ NYM.

## 2021

- Led the Padres staff and set career highs in a variety of categories, including innings pitched (181.1), strikeouts (203) and ERA (3.18)...also tied his career high and led the SD staff in both wins (11) and games started (31).
- Among all SD hurlers with at least 150.0 IP in a season, his 10.08 SO/9 IP ratio was the 2nd-highest clip in franchise history, trailing only Yu Darvish's 10.77 SO/9 in '21...prior to '21, the two highest SO/9 clips were Andy Benes (9.87 in 1994) and Tyson Ross (9.73 in 2015).
- His 1.08 WHIP T-7th lowest in a full season in SD history, and was the lowest since Jake Peavy's 1.06 WHIP in '07.
- On April 9 @ TEX, he tossed the 1st no-hitter in Padres history in the club's 8,206th game...a native from El Cajon, he became the 6th pitcher since 1900 to toss a no-hitter for a team from the state where he was born, joining Jered Weaver (LAA), Kevin Gross (LAD), Nolan Ryan (TEX), Terry Mulholland (PHI), and Dave Stewart (OAK).
- With 2 outs in the 4th inning, he hit batter Joey Gallo, and otherwise, he did not allow a walk, and the Padres defense did not commit an error...in the Modern Era (since 1900), Musgrove is the 5th pitcher in MLB history to miss out on a perfect game because of a hit batsman.
- The Padres had thrown 30 one-hitters prior to the historic night, and the longest no-hit bid in Padres history had been 8.2 innings (Steve Arlin on July 18, 1972).
- It was just his 2nd start with SD, making him the 8th pitcher in the Modern Era with a no-hitter in one of his 1st 2 starts with a team, and he's the 1st pitcher to do it since Clay Buchholz on Sept. 1, 2007, in his second start for BOS.

# JOE MUSGROVE

- He threw 62 breaking balls, the most in a no hitter since Edwin Jackson's in 2010 vs. TB for ARI...Jackson threw 149 pitches while walking 8...Musgrove threw a career-high 112 pitches and walked 0.
- His next start came at PNC Park against his former team, the Pittsburgh Pirates, and the only damage came on a 2nd inning Gregory Polanco HR...it snapped a ML-leading 32.0 scoreless-inning streak dating back to the 3rd inning of his 3rd to last start as a Pirate in '20.
- He made 2 starts and went 2-0 during the Padres' 9-0 perfect homestand from April 14-23, tossing a combined 12.0 innings of 1-run ball, striking out 16 and walking 4...his 2 H/11 SO/0 BB outing on May 19 vs. COL followed Darvish's 4 H/10 SO/0 BB performance on May 17 vs. COL 2 days later, marking the 1st series in SD history in which 2 starters threw 7.0 innings while allowing 4 hits-or-fewer with 0 BB and 10+ SO.
- On May 30 @ HOU, he made his 1st relief app. since March 31, 2019 @ CIN, snapping a streak of 49 consecutive starts... he was 1 of 2 pitchers in the majors in '21 (also: CWS' Reynaldo Lopez) and the 1st pitcher in SD history to make a relief app. of at least 5.0 IP without allowing a hit or a BB.... he did plunk a batter, just like he did in his no hitter.
- He tossed 4 consecutive quality starts for the 4th time in his career from July 23-August 9...had tossed a career-high 5 straight QS twice (once in 2018 and once in '19)...his 15 quality starts were the most by a Padre starter since '17 when Jhoulys Chacin and Luis Perdomo each had 16.
- Tossed his second 9-inning complete game shutout of the season on August 27 @ LAA, becoming the first SD hurler with 2 complete game shutouts in a season since Andrew Cashner in '14...he was also 1 of just 4 pitchers in the majors in '21 to throw two 9-inning complete game shutouts, joining Anthony DeSclafani, Zack Wheeler and Max Fried (who threw his 2nd Sept. 24 vs. SD).
- Limited RHH to a .194 AVG (63-325), the lowest opponents' AVG vs. righties in the NL and the 3rd-lowest in the majors (min. 350 batters faced), behind only Carlos Rodon (.175) and Jose Berrios (.193)
- His 3.97 overall run support AVG was 7th-lowest among all qualifying ML pitchers and 6th-lowest in the NL...in his 31 starts, he received 0 runs of support 6 times, 1-or-fewer 13 times, 2-or-fewer 17 times, and 3-or-fewer 23 times.
- Had a 3.44 ERA on the road in his 16 app. (15 starts) and a 2.92 ERA in 16 starts @ Petco.
- His 4-Seamer had a 2,597 rpm spin rate, ranking in the top 1% of the league.
- He threw the most breaking balls (1,514) in MLB and his 51.5 % breaking ball usage was 3rd-highest in MLB, behind Clayton Kershaw (62.7%) and Shane Bieber (57.1%).
- Named SD's representative for the Roberto Clemente award, the annual recognition of a ML player who best represents the game of baseball through extraordinary character, community involvement, philanthropy and positive contributions, both on and off the field.

## 2020

- The Pirates Opening Day starter made 8 appearances all starts) and went 1-5 with a 3.86 ERA (17 ER, 39.2 IP) with 55 strikeouts to just 16 BB.
- Led the staff in strikeouts and posted career highs in SO/9 IP ratio (12.48) SO/9 IP and opponent AVG (.226).
- Among all ML pitchers (min. 8 starts) his 68.3 first-pitch strike % ranked 2nd behind Clayton Kershaw (69.7%).
- Placed on the 10-day IL on Aug. 11 (retro: Aug. 9) with right triceps inflammation...threw 2.0 IP of "live BP" in Altoona (AA) on Aug. 27 before being reinstated on Sept. 2.
- Though he claimed his sole win of 2020 in his last start of the season on Sept. 26 at CLE, he received just 12 runs of support in the campaign, the fewest of any NL pitcher who made 8-or-more starts.
- Received just 4 runs of offensive support while he was on the mound in his first 8 starts before the Pirates scored him 8 in his final outing.

## 2019

- Set then-career highs and led the PIT staff in IP (170.1), starts (31) and strikeouts (157).
- Due to a rainout, made his season debut in relief on March 31 @ CIN and retired all 6 batters in 2.0 scoreless IP — his first big league relief outing since Sept. 28, 2017 with HOU.
- Made his 1st start of the season on Apr. 5 vs. CIN and tossed 7.0 scoreless innings for the win...did not allow an earned run in his first 18.1 innings of work.
- Gave up 15 runs (13 earned) in back-to-back starts on May 3 and May 9, raising season ERA from 1.54 to 4.20.
- Threw 75 pitches and gave up 1 hit in 7.0 scoreless innings while winning his second game on May 14 at ARI...won his 2nd straight start on May 19 in his hometown of San Diego (6.1 IP, 4 R, 3 ER).
- Gave up 3 HR in his start on May 30 vs. MIL...had surrendered just 2 HR in 59.0 IP prior to the start.
- Was ejected by home plate umpire Brian Gorman for "being the aggressor" after clipping Josh Donaldson on the 18th pitch of the game in the 1st on June 10 at ATL.
- Made his next start in Game 4 of the series in Atlanta on June 13, marking the 1st time since Joe Gibbon in 1963 in which a Pittsburgh pitcher made 2 starts in a series (Aug. 9 in the 1st game of a doubleheader vs. HOU and then again on August 11 in the 4th game of that 5-game series).
- Pitched in Houston for the 1st time since winning Game 5 of the 2017 World Series and tossed 6.0 scoreless IP for the win on June 27.
- Made his final start — and the 100th app of his MLB career — on Sept. 26 vs. CHC and picked up the win (2 ER, 6.0 IP).



# JOE MUSGROVE



## 2018

- Acquired by PIT in January from HOU in the 5-player trade that sent Gerrit Cole to the Astros...saw limited action in Spring Training due to right shoulder discomfort and began the season on the IL...made 3 rehab appearances between Altoona (AA) and Indianapolis (AAA) before being reinstated on May 25.
- Made his season debut that night vs. STL and tossed 7.0 scoreless innings for the win (67 pitches)...also singled off John Gant for his first ML hit.
- Started in front of close to 100 family members and friends for his 1st career start in his hometown of San Diego at Petco Park on June 29, tossing 7.0 scoreless innings for the victory...also went 1-for-2 with a sac bunt at the plate.
- Went on the 10-day IL on July 3 (retro: June 30) with a right index finger infection...was reinstated on July 10.
- Threw 21 straight strikes to begin the game on Aug. 30 at STL, the most by any ML pitcher since 1988 when pitches were first tracked.
- Was shut down for the season after making his final start on Sept. 17...diagnosed with a stress reaction on the front of

his pelvic bone and an abdominal wall muscle strain...had surgery on Oct. 19 to repair the abdominal wall and to help the stress reaction heal (surgery performed by Dr. Craig Smith in Los Angeles, CA).

## 2017

- Made his first career Opening Day roster as the Astros' No. 4 starter in the rotation.
- Made his first 15 appearances as a starter and went 4-8 with a 6.12 ERA (55 ER, 78.0 IP) and .306 opp. AVG.
- Made his final 23 appearances in relief and went 3-0 with a 1.44 ERA (5 ER, 31.1 IP) and a .196 opp. AVG.
- His 1.44 ERA as a reliever ranked T-3rd among AL relievers with at least 30.0 IP.
- Was on the IL with right shoulder discomfort between May 27 and June 12...optioned to Fresno on June 23 and made lone Triple-A start on June 29 vs. Albuquerque...recalled on July 5 and made 2 starts before moving to the bullpen.

**POSTSEASON:** Made 7 total appearances during the Astros' World Series run...was the winning pitcher in Game 5 of the

# JOE MUSGROVE

World Series vs. LAD; pitched a scoreless 10th in HOU's 13-12 win.

## 2016

- Began the season with Corpus Christi (Astros' AA) and was leading the Texas League in ERA prior to his promotion to Fresno (AAA) on May 13.
- Went a combined 7-4 with a 2.74 ERA (26 ER, 85.1 IP) 87 SO and just 10 walks in 16 minor league games (14 starts).
- Was the starting pitcher for the U.S. Team in the All-Star Futures Game and tossed a perfect first inning in front of his hometown crowd at Petco Park in San Diego.
- Recalled by HOU on Aug. 1 and made ML debut in relief on Aug. 2 vs. TOR...tossed 4.1 scoreless innings in his debut, allowing just 1 hit and 1 walk while striking out 8 in a 2-1 Houston loss...set a Major League record for strikeouts by a reliever in a ML debut...also set a franchise record for most scoreless relief innings in a ML debut, which was previously held by RHP Jose Cisnero (3.2 IP in 2013).
- Made his first big league start on Aug. 7 vs. Texas and gave up 1 run in 7.0 IP of a no-decision.
- Became the 3rd pitcher since 1913 to record at least 6 strikeouts and issue no more than 1 walk in each of his 1st 3 app. in the Majors; the only other two to do it were RHP Johnny Cueto (2008) and RHP Masahiro Tanaka (2014).
- His 21 strikeouts over his first 3 games in the Majors marked the 3rd-most in club history.
- Received his first ML win Aug. 12 @ TOR (2 ER, 7.0 IP).
- Carried a no-hitter into the 6th inning on Sept. 20 at OAK, ultimately allowing 1 run in 5.1 IP in a 2-1 Astros' win.

## 2011-15

- Earned Houston's **2015** minor league Pitcher of the Year honors and named an MiLB.com Organization All-Star for the Astros...went 12-1 with a 1.88 ERA (21 ER, 100.2 IP) and 99 strikeouts against 8 walks in 19 games (14 starts) across

three levels of the system...led all of minor league baseball in strikeout to walk ratio (12.38).

- Spent the entire **2014** season in the New York-Penn League with Tri-City, earning *Baseball America* Short Season All-Star and Tri-City MVP honors...T-2nd in the league in SO (67) and ranked 3rd in IP (77.0) and WHIP (0.96)...named Pitcher of the Week for Aug. 18-24 after putting together back-to-back scoreless outings (13.0 IP)...went 1-0 with a 0.69 ERA (1 ER, 13.0 IP) and 15 SO in the postseason.
- Spent 1st full season in **2013** pitching in the Gulf Coast League...began **2012** season with the Bluefield Blue Jays (R) before being acquired by HOU as part of a 10-player deal on July 20...began his pro career in **2011**, splitting the campaign between the GCL Blue Jays and Bluefield (R).

## PERSONAL

- His parents own and operate a coffee shop in the San Diego suburb of Alpine, Calif...the shop saw an unprecedented amount of business following Joe's historic no-hitter on April 9, 2021 at TEX.
- Following the no-hitter, he was handsomely rewarded with a lifetime supply of beer from Ballast Point Brewing, and he collaborated with Resident Brewing to create his own beer, the No-No Joe Double IPA.
- Had a mural painted of him at Grossmont High School in San Diego's East County, where he was a 2011 graduate...he pitched and played first base, going 7-5 with a 2.40 ERA (27 ER, 78.2 IP) and 100 strikeouts in 14 games as a senior...also hit .350 (36-for-103) with 9 HR and 32 RBI...was part of the offensive and defensive line on the football team.
- His first tattoo was an interlocking "S" and "D" set inside a baseball on his left arm with "est. 1992" underneath...his grandmother, Lucy Papitto, was not fond of the decision...Joe reminded her of that in a FaceTime call the day he officially became a member of the Padres and 10 years after he got that ink, he pulled up his sleeve for her and said with a smile, "I told you it would play out."
- His favorite player growing up was Padres pitcher Jake Peavy, and he wears No. 44 in his honor.

## CAREER TRANSACTIONS

OPTIONS USED: 1/3

2011	Signed by TOR as a first-round (46th overall) selection in the First-Year Player Draft, June 6
2012	Acquired by HOU along with a PTBNL (Kevin Cormer) from TOR along with Francisco Cordero, Ben Francisco, Carlos Perez, David Rollins and Asher Wojciechowski in exchange for David Carpenter, J.A. Happ and Brandon Lyon, July 20.
2018	Acquired by PIT from HOU along with Michael Feliz, Jason Martin and Colin Moran in exchange for Gerrit Cole, January 13.
2021	Acquired by SD from PIT in exchange for Hudson Head, Omar Cruz, David Bednar and Drake Fellows as part of the seven-player, three-team trade that sent Joey Lucchesi to NYM and Endy Rodríguez to PIT, January 19.

## ALL-STAR

Season	Team	League	W	L	ERA	G	GS	CG	SV	SVO	IP	H	R	ER	HR	HB	BB	SO	WHIP	AVG	AB	WP	GDP	TBF	NP/S
2022	NL	MLB	0	0	0.00	1	0	0	0	0	1.0	0	0	0	0	0	1	2	1.00	.000	3	0	0	4	16/11

# JOE MUSGROVE



## JOE MUSGROVE CAREER PITCHING

Season	Team	League	W	L	ERA	G	GS	CG	SV	SVO	IP	H	R	ER	HR	HB	BB	SO	WHIP	AVG	AB	WP	GIDP	TBF	NP/S
2011	BLU	ROK	0	1	4.57	8	7	0	0	1	21.2	17	12	11	1	6	4	16	0.97	.227	75	2	1	87	140/113
2011	BLU	ROK	1	0	0.00	1	0	0	0	0	3.0	2	0	0	0	0	1	2	1.00	.222	9	0	1	10	17/13
2012	BLU	ROK	0	0	1.13	2	1	0	0	0	8.0	5	1	1	0	1	0	9	0.63	.179	28	0	1	29	47/46
2012	GRN	ROK	0	1	7.00	4	0	0	0	1	9.0	14	7	7	0	0	4	10	2.00	.359	39	1	0	43	76/61
2013	AST	ROK	1	3	4.41	11	3	0	0	1	32.2	43	22	16	1	2	4	30	1.44	.303	142	3	4	149	227/204
2014	TRI	A(Short)	7	1	2.81	15	13	0	0	0	77.0	64	25	24	4	2	10	67	0.96	.224	286	0	4	301	478/428
2015	QC	A(Full)	4	1	0.70	5	3	0	0	0	25.2	22	4	2	0	1	1	23	0.90	.232	95	0	2	100	223/176
2015	LAN	A(Adv)	4	0	2.40	6	4	0	0	0	30.0	28	9	8	2	2	1	43	0.97	.243	115	2	2	118	263/225
2015	CC	AA	4	0	2.20	8	7	0	1	1	45.0	35	13	11	7	0	6	33	0.91	.210	167	2	4	174	626/415
2016	CC	AA	2	1	0.34	6	4	0	0	0	26.1	19	2	1	1	0	3	30	0.84	.192	99	1	1	102	360/266
2016	FRE	AAA	5	3	3.81	10	10	0	0	0	59.0	60	26	25	8	1	7	57	1.14	.262	229	1	6	237	819/587
2016	HOU	MLB	4	4	4.06	11	10	0	0	0	62.0	59	28	28	9	3	16	55	1.24	.250	236	0	4	256	980/650
2017	FRE	AAA	1	0	0.00	1	1	0	0	0	7.0	1	0	0	0	0	2	7	0.43	.050	20	0	2	22	84/53
2017	HOU	MLB	7	8	4.77	38	15	0	2	4	109.1	117	59	58	18	4	28	98	1.33	.277	422	4	11	462	1760/1205
2018	BRD	A(Adv)	0	0	6.00	1	1	0	0	0	3.0	5	2	2	0	0	0	2	1.67	.385	13	0	1	13	36/29
2018	ALT	AA	0	1	2.25	1	1	0	0	0	4.0	2	1	1	1	0	0	4	0.50	.143	14	0	0	14	34/28
2018	IND	AAA	1	1	5.06	2	2	0	0	0	10.2	10	6	6	0	0	2	11	1.13	.244	41	0	0	45	175/127
2018	PIT	MLB	6	9	4.06	19	19	0	0	0	115.1	113	56	52	12	8	23	100	1.18	.253	447	5	5	486	1628/1144
2019	PIT	MLB	11	12	4.44	32	31	0	0	0	170.1	168	98	84	21	9	39	157	1.22	.254	662	2	8	718	2657/1804
2020	PIT	MLB	1	5	3.86	8	8	0	0	0	39.2	33	17	17	5	2	16	55	1.24	.226	146	1	0	166	673/442
2021	SD	MLB	11	9	3.18	32	31	2	0	0	181.1	142	68	64	22	18	54	203	1.08	.213	667	3	13	748	2938/1929
2022	SD	MLB	10	7	2.93	30	30	0	0	0	181.0	154	67	59	22	14	42	184	1.08	.227	679	4	13	740	2834/1880
Career		MLB	50	54	3.79	170	144	2	2	4	859.0	786	393	362	109	58	218	852	1.17	.241	3259	19	54	3576	13470/9054
Career		Minors	30	13	2.86	81	57	0	1	4	362.0	327	130	115	25	15	45	344	1.03	.238	1372	12	29	1444	3605/2771

## WILD CARD

Season	Team	League	W	L	ERA	G	GS	CG	SV	SVO	IP	H	R	ER	HR	HB	BB	SO	WHIP	AVG	AB	WP	GIDP	TBF	NP/S
2022	SD	MLB	1	0	0.00	1	1	0	0	0	7.0	1	0	0	0	0	1	5	0.29	.045	22	0	0	23	86/59

## DIVISION SERIES

Season	Team	League	W	L	ERA	G	GS	CG	SV	SVO	IP	H	R	ER	HR	HB	BB	SO	WHIP	AVG	AB	WP	GIDP	TBF	NP/S
2017	HOU	MLB	0	0	4.50	2	0	0	0	0	2.0	1	1	1	1	0	0	1	0.50	.143	7	0	0	7	30/24
2022	SD	MLB	0	0	3.00	1	1	0	0	0	6.0	6	2	2	0	0	3	8	1.50	.250	24	0	0	27	101/64
Career		MLB	0	0	3.38	3	1	0	0	0	8.0	7	3	3	1	0	3	9	1.25	.226	31	0	0	34	131/88

## LEAGUE CHAMPIONSHIP SERIES

Season	Team	League	W	L	ERA	G	GS	CG	SV	SVO	IP	H	R	ER	HR	HB	BB	SO	WHIP	AVG	AB	WP	GIDP	TBF	NP/S
2017	HOU	MLB	0	0	27.00	1	0	0	0	0	0.2	2	2	2	0	0	0	0	3.00	.500	4	0	0	4	14/9
2022	SD	MLB	0	1	6.35	1	1	0	0	0	5.2	8	4	4	1	0	2	5	1.76	.364	22	0	2	24	100/66
Career		MLB	0	1	8.53	2	1	0	0	0	6.1	10	6	6	1	0	2	5	1.89	.385	26	0	2	28	114/75

## WORLD SERIES

Season	Team	League	W	L	ERA	G	GS	CG	SHO	SV	IP	H	R	ER	HR	HB	BB	SO	WHIP	AVG	AB	WP	GIDP	TBF	NP-S
2017	HOU	MLB	1	0	6.75	4	0	0	0	0	4.0	3	3	3	2	0	1	2	1.00	.214	14	0	0	16	46/34

## POSTSEASON (COMBINED)

Season	Team	League	W	L	ERA	G	GS	CG	SV	SVO	IP	H	R	ER	HR	HB	BB	SO	WHIP	AVG	AB	WP	GIDP	TBF	NP/S
2017	HOU	MLB	1	0	8.10	7	0	0	0	0	6.2	6	6	6	3	0	1	3	1.05	.240	25	0	0	27	90/67
2022	SD	MLB	1	1	2.89	3	3	0	0	0	18.2	15	6	6	1	0	6	18	1.13	.221	68	0	2	74	287/189
Career		MLB	2	1	4.26	10	3	0	0	0	25.1	21	12	12	4	0	7	21	1.11	.226	93	0	2	101	377/256



# AUSTIN NOLA

Height: 6-0 Bats: R  
Weight: 201 Throws: R

austin.nola

# 26

C

Full Name	Austin Kyle Nola
Date of Birth	December 28, 1989 in Baton Rouge, Louisiana
Current Residence	Scottsdale, Arizona
2023 Opening Day Age	33
MLB Debut	June 16, 2019 @ OAK (with SEA)
MLB Service Time	3.106
How Obtained	Acquired from SEA along with Austin Adams and Dan Altavilla from SEA in exchange for Ty France, Andres Muñoz, Luis Torrens, and Taylor Trammell on August 30, 2020
Contract Status	Signed through 2023

## QUICK HITS

**BROS IN THE BIGS** On June 24, 2022 vs. Philadelphia, Nola drove in the game-winning run off his brother, Aaron, to become the 1st player in the Modern Era (since 1900) to notch a game-winning hit off his brother that was the only RBI of the game.

**CAREER YEAR** Notched career highs across multiple categories in 2022, including 834.2 innings in 101 games (94 starts) behind the plate. He ranked 6th among NL catchers in innings, total chances (865) and putouts (833), while his .994 fielding percentage ranked 7th in the league.

**POSTSEASON AUSTIN** In his second career Postseason in 2022, logged 95.0 innings behind the plate, marking the most innings by a catcher in Padres' franchise history, surpassing Carlos Hernandez's 92.0 innings during the 1998 Postseason. His 11 starts behind the plate were a single-Postseason franchise high, which was previously held by Terry Kennedy (10 GS) in 1984.

**22 TO 26** His son Vinny was born March 26, 2020. He changed his number during Spring 2021 from 22 to 26.

**ON THE ROAD** Spent parts of 8 seasons in the minor leagues from 2012-19 before making his MLB debut on June 16, 2019 with SEA (29 years, 170 days), becoming the 10th-oldest position player to make his big league debut with SEA. Has played in 784 minor league games.

**GEAUX TIGERS** Graduated from Louisiana State University, where he played 4 seasons (2009-12). Was teammates with Aaron, his brother, as a senior in 2012.

## 2022 SEASON

- In his 4th Major-League season, notched career highs in games (110), runs (40), hits (87), doubles (15), RBI (40), stolen bases (2), walks (34) and total bases (114).
- Caught a career-high 834.2 innings across a career-high 101 games (94 starts) behind the dish, surpassing his previous career mark from 2021 (399.0 innings caught).
- Ranked sixth among NL catchers in innings, total chances (865) and putouts (833), while his .994 fielding percentage ranked seventh in the league.
- On Sept. 21 vs. St. Louis, caught his 10th shutout victory of the season and served as the Padres' backstop for 10 of the

## ACCOLADES

2x MiLB Organization All-Star (2016 & '18, MIA)

AFL Dernel Stenson Sportsmanship Award (2016, AFL)



15 shutout wins on the year.

- Among NL catchers, ranked among the leaders offensively in singles (5th, 68), walks (6th, 34), games (7th, 110), hits (8th, 87), runs (9th, 40), doubles (9th, 15), RBI (9th, 40), total bases (9th, 114) and AVG (10th, .251).
- His 9 sac flies tied for 4th-most in the Majors with 3 others.
- On June 24 vs. PHI, drove in the game-winning run off his brother, Aaron, to become the 1st player in the Modern Era (since 1900) to get a game-winning hit off his brother that was the only RBI of the game.
- Over his final 8 games of the regular season, hit .320 with 3 doubles and 3 RBI.
- Collected a hit in 12 of his last 18 games at a .302 clip with 5 extra-base hits and 6 RBI.
- Capped his season reaching base in 54 of his last 70 games



at a .277 clip with 11 2B, 3 HR & 26 RBI.

**POSTSEASON:** In his second career Postseason, logged 95.0 innings behind the plate, marking the most innings by a catcher in Padres' franchise history, surpassing Carlos Hernandez's 92.0 innings during the 1998 Postseason.

- His 11 starts behind the plate were a single-Postseason franchise high, which was previously held by Terry Kennedy (10 GS) in 1984.
- Collected a hit in each of the first four Postseason games, tying Carlos Hernandez's four game hitting streak in 1998 for the second-longest in a Postseason by a Padre catcher (Terry Kennedy's five-game hit streak in the 1984 playoffs is the longest by a Padres' catcher).
- Collected a hit 7 of his 12 games at a .225 clip (9-for-40) with 2 doubles and 5 RBI, for a .548 OPS.
- During the Division Series vs. Los Angeles (NL), hit .333 (4-for-12) with a double and two RBI.

a .272 AVG (47-for-173), 12 2B, 2 HR, 29 RBI, 14 BB, and a .340 OBP.

- Began the season on the 10-day Injured List after he fractured the middle finger on his left (catching) hand on March 12 in Spring Training...a few weeks later, he began working in drills and hitting but his return was delayed further by recurring swelling.
- Was reinstated from the IL on April 28 and was placed on the 10-day IL a month later on May 28 with a left knee sprain...hit .217 with a .373 OBP in 18 G through May 24.
- Made a rehab stint with El Paso (AAA), batting .303 (10-for-33) in 11 G...reinstated on July 22 and hit .291 (37-for-127) before landing back on the IL with a left thumb strain on Sept. 24 (sustained a sore left thumb and wrist on Sept. 21 @ SF after Brandon Belt slid into his glove hand in a play at the plate)...transferred to the 60-day IL on Oct. 1st (left thumb strain).
- Behind the plate, appeared in 48 games (46 starts) with 399.0 innings caught...caught 3 runners stealing in 29 stolen base attempts with 4 passed balls...appeared in 1 game at first base and 4 games at second base.
- From August 1 through the end of the season, led the Padres

## 2021

- In his 2nd season with the Padres, played in 56 games with

# AUSTIN NOLA



in AVG (.301, 34-for-113) among those with at least 30 G played in that time.

## 2020

- Acquired on August 30 by SD prior to the trade deadline in one of the club's 6 deadline deals...sent to SD from SEA along with RHPs Austin Adams and Dan Altavilla in exchange for C Luis Torrens, INF Ty France, OF Taylor Trammell and RHP Andres Muñoz.
- Jason Castro -- who was acquired by SD from LAA 45 minutes later the same night as Nola -- were competing against one another in Anaheim in their prior series...since C's Austin Hedges and Luis Torrens had been traded, Nola and Castro made the round-trip flight to Colorado and back to Anaheim later that night...the Padres sent a car service for both of them, and put both of them on a private jet to Denver Monday morning.
- Made his Padres debut on August 31 @ COL, going 1-for-3 and catching a 6-0 shutout win...it was his 1st hit since he singled on Aug. 27 vs. San Diego (had gone 5-for-9 with a HR in the series prior @ SD)...reliever Trevor Rosenthal, who was acquired from Kansas City on August 29, came in to pitch a scoreless 9th inning, and the 2 met when they shook hands for the 1st time after the win.
- Caught a shutout in 4 of his 1st 8 starts at catcher for the Padres (Aug. 31 @ COL, Sept. 4 @ OAK, Sept. 7 vs. COL and Sept. 13 vs. SF), and each shutout was with a different starting pitcher (Garrett Richards, Zach Davies, Dinelson Lamet and Mike Clevinger)...the Padres had 1 shutout prior

to Nola's arrival (Aug. 7 vs. ARI, which was caught by Austin Hedges and Francisco Mejia).

- In 19 games with San Diego, he hit .222 (14-for-63) with 4 doubles, 2 home runs, 9 runs scored and 9 RBI.
  - Logged a career-long 8-game hitting streak from Au. 19-27... had a career-long on-base streak, reaching via hit/BB/HBP in 14 straight games from Aug. 19-Sept. 5 (.429 OBP).
  - His 44 games in the squat ranked 2nd-most in baseball behind Martin Maldonado's 47 games.
  - Ended the season with a 3-game hitting streak (his longest as a Padre), going 4-for-10 with a double.
- POSTSEASON:** Made his 1st career Postseason app., catching all 6 G (5 starts) in the Wild Card Round vs. STL and the NLDS vs. LAD...hit .118 (2-for-17) with 3 RBI and 4 BB.
- Caught 48.0 innings without making a single error or allowing a pass ball (46 total chances).

## 2019

- Hit .269 (64-for-238) with 37 runs, 12 2B, 1 3B, 10 HR, 31 RBI, 4 HBP, 23 BB, a .342 OBP and a .454 SLG (.796 OPS) in 79 games with the Mariners.
- Posted a .998 fielding percentage (500 TC, 1 E) over 87 appearances at 6 different positions...appeared defensively at first base (59 G, 44 GS), second base (15 G, 13 GS), catcher (7 G, 4 GS), third base (4 G, 1 GS), left field (1 G) and right field (1 GS).



- Was 1 of 3 SEA rookies to record at least 10 doubles and 10 home runs in fewer than 250 at-bats...joined Jay Buhner (1988, 192 AB, 13 2B, 10 HR) and José Cruz Jr. (1997, 183 AB, 12 2B, 12 HR).
- Had 5 multi-RBI games, including a career-high 5 RBI on September 5 at Houston, and a trio of 3-RBI games.
- Made his ML debut at the age of 29 years, 170 days on June 16 at Oakland, becoming the 10th-oldest position player to make his big league debut with the Mariners...recorded his first MLB hit (a single) off Tanner Anderson.
- Hit 9 of his 10 home runs on the road...posted a .284/.339/.578 slash line (.916 OPS) on the road...marked the best road OPS by a Mariners rookie in club history (min. 100 PA on the road).
- Hit his 1st MLB HR off Wade Miley on June 28 at HOU.
- Hit 10 HR, and his brother, Aaron, was 12-7 in 34 starts with PHI...Austin and Aaron became the 1st set of brothers to record 10 HR and 10 wins in a season since George Brett-KC (22 HR) and Ken Brett-CWS/CAL (13 W) in 1977.
- Selected from Triple-A Tacoma on June 16...in 55 games with TAC, hit .327 (64-for-196) with 36 runs, 15 2B, 1 3B, 7 HR, 37 RBI, 29 BB and a .935 OPS (.415 OBP/.520 SLG).

## 2012-18

- In **2018**, played 69 games with Triple-A New Orleans, hit .279 (63-for-226) with 26 runs, 16 2B, 2 HR and 32 RBI...in 1st season as a catcher in **2017**, split time between Double-A

Jacksonville (54 G) and Triple-A New Orleans (29 G)...was Jacksonville's primary catcher to start the season and hit .315 (17-for-54) in 17 G...in **2016**, hit 6 HR in 113 games with Triple-A New Orleans, and following the season, played 8 games for Mesa in the Arizona Fall League, where he began converting from an infielder to a catcher...received the AFL Dernel Stenson Sportsmanship Award, honoring the player who best exemplified unselfishness, hard work and leadership...in **2015**, split the year between Double-A Jacksonville (69 G) and Triple-A New Orleans (61 G)...in **2014**, tied for Southern League lead in walks (77) and helped Double-A Jacksonville to the Southern League championship by going 3-for-9 with 5 R, 2 RBI and 6 BB in the 3-game Championship series...in **2013**, spent the year with Single-A Jupiter, appearing in 124 games, and in **2012**, he made his professional debut with Short-Season-A Jamestown.

## PERSONAL

- Graduated from LSU, where he played 4 seasons (2009-12)...was 2nd-Team All-SEC and SEC Tournament Most Valuable Player in 2010...two-time SEC Community Service honoree and two-time SEC Academic Honor Roll...received Wally Pontiff Award as LSU's top scholar-athlete in 2012...teammates at LSU with his younger brother, Aaron, as a senior in 2012.
- Attended Catholic High School (LA).
- Named the 2008 Louisiana Gatorade Player of the Year.

# AUSTIN NOLA



## AUSTIN NOLA CAREER BATTING

Season	Team	League	AVG	G	AB	R	H	2B	3B	HR	RBI	BB	SO	SB	CS	OBP	SLG	OPS	PA	HBP	SAC	SF	GDP
2012	JAM	A(Short)	.189	15	53	2	10	0	0	0	2	7	3	0	1	.279	.189	.468	62	0	1	1	2
2012	GBO	A(Full)	.217	50	175	20	38	10	0	1	16	24	26	5	2	.313	.291	.604	205	1	4	1	6
2012	2 Teams	Minors	.211	65	228	22	48	10	0	1	18	31	29	5	3	.305	.268	.573	267	1	4	2	8
2013	JUP	A(Adv)	.232	124	413	39	96	22	3	1	40	54	92	6	3	.331	.308	.639	489	8	12	2	6
2014	JAX	AA	.259	134	499	68	129	21	5	1	53	77	94	8	5	.368	.327	.695	595	12	2	5	10
2015	JAX	AA	.211	69	256	26	54	13	1	1	26	27	50	0	0	.286	.281	.567	296	3	2	8	16
2015	NEW	AAA	.280	61	207	18	58	11	1	0	18	22	40	0	1	.355	.343	.698	238	3	4	2	6
2015	2 Teams	Minors	.242	130	463	44	112	24	2	1	44	49	90	0	1	.316	.309	.625	534	6	6	10	22
2016	NEW	AAA	.261	113	372	34	97	23	1	6	44	24	56	4	1	.308	.376	.684	407	2	8	1	17
2017	JAX	AA	.250	54	168	21	42	7	0	2	25	25	26	3	2	.352	.327	.679	197	2	1	1	9
2017	NO	AAA	.202	29	89	7	18	4	0	1	6	10	16	0	0	.287	.281	.568	105	1	4	1	3
2017	2 Teams	Minors	.233	83	257	28	60	11	0	3	31	35	42	3	2	.330	.311	.641	302	3	5	2	12
2018	NO	AAA	.279	69	226	26	63	16	0	2	32	27	43	2	0	.370	.376	.746	262	7	0	2	5
2019	TAC	AAA	.327	55	196	36	64	15	1	7	37	29	40	4	1	.415	.520	.935	229	2	0	2	7
2019	SEA	MLB	.269	79	238	37	64	12	1	10	31	23	63	1	0	.342	.454	.796	267	4	1	1	8
2020	SEA	MLB	.306	29	98	15	30	5	1	5	19	9	17	0	0	.373	.531	.904	110	2	0	1	1
2020	SD	MLB	.222	19	63	9	14	4	0	2	9	9	17	0	0	.324	.381	.705	74	1	0	1	2
2020	2 Teams	MLB	.273	48	161	24	44	9	1	7	28	18	34	0	0	.353	.472	.825	184	3	0	2	3
2021	ELP	AAA	.303	11	33	3	10	1	0	1	4	5	7	0	0	.410	.424	.834	39	1	0	0	1
2021	SD	MLB	.272	56	173	15	47	12	0	2	29	14	19	0	1	.340	.376	.716	194	5	0	2	2
2022	SD	MLB	.251	110	347	40	87	15	0	4	40	34	60	2	1	.321	.329	.650	397	6	1	9	5
Career		MLB	.263	293	919	116	242	48	2	23	128	89	176	3	2	.336	.395	.731	1042	18	2	14	18
Career		Minors	.253	784	2687	300	679	143	12	23	303	331	493	32	16	.341	.341	.682	3124	42	38	26	88



## WILD CARD

Season	Team	League	AVG	G	AB	R	H	2B	3B	HR	RBI	BB	SO	SB	CS	OBP	SLG	OPS	PA	HBP	SAC	SF	GIDP
2020	SD	MLB	.000	3	8	2	0	0	0	0	2	3	5	0	0	.231	.000	.231	13	0	0	2	0
2022	SD	MLB	.444	3	9	1	4	1	0	0	2	1	3	0	0	.500	.556	1.056	12	0	2	0	0
Career	SD	MLB	.235	6	17	3	4	1	0	0	4	4	8	0	0	.348	.294	.642	25	0	2	2	0

## DIVISION SERIES

Season	Team	League	AVG	G	AB	R	H	2B	3B	HR	RBI	BB	SO	SB	CS	OBP	SLG	OPS	PA	HBP	SAC	SF	GIDP
2020	SD	MLB	.222	3	9	0	2	0	0	0	1	1	2	0	0	.300	.222	.522	10	0	0	0	0
2022	SD	MLB	.333	4	12	1	4	1	0	0	2	2	3	0	0	.400	.417	.817	15	0	0	1	0
Career	SD	MLB	.286	7	21	1	6	1	0	0	3	3	5	0	0	.360	.333	.693	25	0	0	1	0

## LEAGUE CHAMPIONSHIP SERIES

Season	Team	League	AVG	G	AB	R	H	2B	3B	HR	RBI	BB	SO	SB	CS	OBP	SLG	OPS	PA	HBP	SAC	SF	GIDP
2022	SD	MLB	.053	5	19	1	1	0	0	0	1	0	4	0	0	.053	.053	.106	19	0	0	0	0

## POSTSEASON (COMBINED)

Season	Team	League	AVG	G	AB	R	H	2B	3B	HR	RBI	BB	SO	SB	CS	OBP	SLG	OPS	PA	HBP	SAC	SF	GIDP
2020	SD	MLB	.118	6	17	2	2	0	0	0	3	4	7	0	0	.261	.118	.379	23	0	0	2	0
2022	SD	MLB	.225	12	40	3	9	2	0	0	5	3	10	0	0	.273	.275	.548	46	0	2	1	0
Career	SD	MLB	.193	18	57	5	11	2	0	0	8	7	17	0	0	.269	.228	.497	69	0	2	3	0

## CAREER TRANSACTIONS

OPTIONS USED: 1/3

- 2008 Selected by COL in the 48th round of the First-Year Player Draft (did not sign)

---

- 2011 Selected by TOR in the 31st round of the First-Year Player Draft (did not sign)

---

- 2012 Signed by MIA as a fifth-round selection in the First-Year Player Draft, June 12

---

- 2018 Signed by SEA as a minor league free agent, November 8

---

- 2020 Acquired by SD from SEA along with Austin Adams and Dan Altavilla from in exchange for Ty France, Andres Muñoz, Luis Torrens, and Taylor Trammell, August 30

---



# ROUGNED ODOR

NRI

Height: 5-11    Bats: L  
Weight: 200    Throws: R

8  
INF

ROOG-nehd oh-DOER

eltipo3

@RougnedOdor

Full Name	Rougned Roberto Odor
Date of Birth	February 3, 1994 in Maracaibo, Venezuela
Current Residence	Frisco, Texas
2023 Opening Day Age	29
MLB Service Time	8.121
MLB Debut	May 8, 2014 vs. COL (with TEX)
How Obtained	Signed as a minor league free agent on March 1, 2023
Contract Status	Signed through 2023

## QUICK HITS

- After spending 10 seasons with the Texas Rangers (2011-20), his 2023 minor league deal with the Padres marks his 3rd different organization in the past 3 years, spending 2021 with NYY and 2022 with BAL.
- Compiled a career-high 11 game hitting streak with BAL last season from May 16-27, as well as a 4-game extra-base hit streak from Sept 24-27, which trailed only his 2 separate 5 game XBH streaks in 2015 & '16 with TEX.
- Made 6 straight Opening Day starts at second base for the Rangers from 2015-20, one shy of Ian Kinsler's club record 7 at 2B.
- In his penultimate season with TEX in 2019, recorded the first 30 HR/30 2B season by a Ranger since 2016, when he and Adrian Beltre both accomplished the feat.
- Named 1 of 3 finalists in the AL for the Gold Glove Award at second base in 2018.

## 2022 SEASON

- Played in 135 games in his 9th Major League season and his 1st with BAL, the 4th most appearances of his career...hit .207 (88-426) with 19 doubles, 3 triples, 13 HR, 53 RBI and 19 runs scored.
- Made 129 appearances (111 starts) at 2B and 2 starts at 3B.
- The left-handed hitter batted .211 (72-342) with 11 of his 13 HR coming vs. right-handed pitching, as well as 31 of his 35 XBH...he hit .190 (16-84) vs. left-handed pitching.
- With no runners on base he hit .189, compared to a .274 clip with RISP, including 3-for-7 (.429) with the bases loaded.
- Hit .180 (9-50) in 20 April games, .242 (23-95) in 25 May games, .145 (9-62) in 21 June games, .208 (16-77) in 24 July games, .200 (16-80) in 26 August games, and .278 (15-54) in 16 September games before going 0-8 in October.
- Hit safely in a career-high 11 games from May 16-27, batting .341 with 7 XBH with 10 RBI and 7 runs scored.
- Compiled a 4-game XBH streak from Sept. 24-27, trailing only his 2 separate 5-game XBH streaks in '15 & '16 w/ TEX.
- Converted 6 of his 7 stolen base opportunities after going a combined 0-2 across the 2020-21 seasons, the only two seasons in his career without a stolen base

## ACCOLADES

Gold Glove Award Finalist (2018, 2B w/ TEX)

4x American League Player of the Week

- Struck out 109 times, the 6th time in his career striking out 100+ times.
- His .357 slugging percentage was the lowest of his career.
- Following the season, played in 7 games for Aguilas de Zulia of the Venezuelan Winter League, batting .478 (11-23) with 2 doubles, 2 homers, 7 RBI and 7 runs scored.

## 2021

- Designated for assignment by TEX on April 1 and was acquired by NYY on April 6 in exchange for minor league outfielders Antonio Cabello and OF Josh Stowers
- Made his Yankees debut on April 11 at TB; his first professional game for an organization other than the Rangers.
- Appeared in 102 games for NYY, making 60 starts at second base and 29 starts at third base.
- His 15 home runs ranked as the fourth-most on the Yankees
- Appeared in his first Major League game at third base on July 30 at MIA and made his first Major League start at third base on Aug. 2 vs. BAL
- Recorded one home run in his final 22 games, after homering 14 times in his first 80 games.

**POSTSEASON:** Appeared in the Yankees Wild Card Game @ BOS, pinch-hitting (0-2, K) and remaining in the game at third base.

## 2020

- Appeared in 38 games for the Rangers in the pandemic-shortened season, producing a slash line of .167/.209/.413 with 10 home runs and 30 RBI.
- Made his sixth Opening Day start at second base for the Rangers, one shy of the club record (7 - Ian Kinsler).
- Posted career lows in AVG (.167), OBP (.209) and OPS (.623).
- Led Texas in RBI and tied for the club lead in home runs (Gallo); did not qualifying for league leader status in the

# ROUGNED ODOR

NRI



percentage categories.

- Among players w/ 145+ plate appearances, he had the lowest OBP and fourth-lowest batting average in the majors
- Did not play from Aug. 2-6 with right oblique tightness and spent time on the 10-Day IL from Aug. 28-Sept. 8 with an eye infection.

## 2019

- Led the Rangers in home runs (30), extra-base hits (61), and RBI (93), while also ranking among club leaders in doubles (2nd, 30), walks (T-2nd, career-high 52), runs (4th, 77), total bases (4th, 229).
- Recorded the first 30 HR/30 2B season by a Ranger since 2016, when he and Adrian Beltre accomplished the feat.
- Tied for the AL lead with a career-high 178 strikeouts (Jorge Soler, KC); fourth-highest single-season total in TEX history.
- His .205 batting average was the lowest among all Major League qualifiers and third-lowest in Texas history for a full season (.199-Jim Sundberg in 1975 and .204-Odor in 2017).
- Spent time on the Injured List from April 11-25 with a right knee sprain...had a 0-for-28 span from Aug. 20 (G2)-29.
- Recorded a career-high 15-game on-base streak from Aug. 29-Sept. 14.
- Selected as the Rangers Player of the Month for September (.261 AVG, .985 OPS, 9 HR, 7 2B, 25 RBI).
- Made 134 starts at 2B and 3 as the designated hitter.

## 2018

- Named 1 of 3 finalists in the AL for the Gold Glove Award at second base, making 125 starts at second base,
- Appeared in 129 games and set a career high in OBP (.326).
- Suffered an injury just 12 days into the season and spent time on the DL from April 10-May 10 with a left hamstring strain...was the 1st time on the disabled list in his ML career.
- Selected as the Rangers July Player of the Month (.341/.410/.625).
- Posted a career-high five hits on July 28 at HOU...became first player in the majors to go 5-for-5 with 2 HR, including an inside-the-park HR, since Washington catcher Patsy Gharrity on June 23, 1919 at BOS (ELIAS).
- Ranked among AL August leaders in RBI (T-1st in MLB w/ NYY's Miguel Andujar, 29), R (4th, 23), BB (T9th, 15), and HR (T-10th, 7).
- On Aug. 2 vs. BAL, he became the fourth player in the modern era (since 1900) to homer and have five walks in a game, was the first to do it with no IBB (also: Hank Aaron, Mark McGwire, Edgar Martinez - according to ELIAS).

## 2017

- Became the 10th Ranger to appear in each of the team's games in a season and first since 2006 (Mark Teixeira and Michael Young).
- Ranked among team leaders in home runs (2nd, 30), total bases (T-2nd, 241), game-winning RBI (T-2nd, 10), extra-base hits (3rd, 54), stolen bases (3rd, 15), runs (4th, 79), RBI (5th, 75), and 2B (5th, 21)
- Had MLB's second-lowest qualifying batting average at .204 (TOR's Jose Bautista - .203) and was the second-lowest in club history (.199 by Jim Sundberg in 1975).
- His .252 OBP was second-lowest by any Major League qualifier since 1995 (.248 by LAA's Vernon Wells in 2011) and the lowest ever for a Rangers qualifier (previously .266 by Benji Gil in 1995).
- Played six games for Team Venezuela in the 2017 World Baseball Classic.

## 2016

- Posted career-highs in most offensive categories while batting .271 (164-for-605) with 33 HR and 88 RBI over 150 games in his first full Major League season.
  - Joined Juan Gonzalez (43 HR/109 RBI in 1992) as the only players in club history with 33+ HR and 88+ RBI in an age 22-or-younger season.
  - Led Texas in home runs and doubles (33)...T-12th in the AL with 70 XBH and T-13th with 304 total bases.
  - Became the second player in MLB history with fewer than 20 walks in a 30-HR season (also Andres Galarraga - 31 HR/19 BB for 1994 Rockies).
  - Named the Rangers July Player of the Month (.311, 6 HR, 15 RBI).
  - Recorded 2+ RBI in six-straight games from Aug. 30-Sept. 5, matching Jeff Burroughs (May 16-22, 1974) for the second-longest streak in team history, one behind Kevin Mench (April 20-26, 2006), and longest in the majors since Mench.
  - Selected AL Player of the Week for Aug. 29-Sept. 4 (.444, 5 HR, 15 RBI), his second career weekly honor.
  - Served a 7-game MLB suspension from May 27-June 3 for his role in a benches-clearing incident on May 15 vs. TOR.
- POSTSEASON:** Played in all 3 games for TEX's ALDS series vs. TOR in their 3-game sweep by the Blue Jays, going 2-for-10 at the dish with 1 HR.

## 2015

- Made his first career Opening Day roster, making the start on Opening Day on April 6 @ OAK.
- Optioned to Triple-A Round Rock on May 11 after just 29 games, but reclaimed the second base job upon his return on June 15 and posted the sixth-highest OPS (.781) among

# ROUGNED ODOR

NRI

all second basemen.

- After he rejoined the Rangers on June 15, he batted .292/.334/.527 (98-for-336) the rest of the way with 15 HR and 52 RBI in the final 91 games.
- Recorded the AL's highest June batting average (.391).
- Named AL Player of the Week from July 20-26
- Selected as the Rangers Player of the Month for July (.319, 5 HR, 5 2B, 4 3B, 16 RBI, 17 R).
- Lost the nail on his right middle finger while fielding a grounder on Aug. 25 vs. TOR, and missed the next five games...hit .217 (25-115) from Sept. 1-end of the season following the injury.

**POSTSEASON:** Made his Postseason debut and played in all 5 games of the ALDS vs. TOR, as TEX dropped Games 3-5 after jumping out to a 2-0 series lead...he hit .278 (5-18) with a homer.

## 2014

- Had his contract purchased from Double-A Frisco on May 8 and made his Major League debut later that night vs. COL (0-for-4).
- Made his debut at 20 years and 94 days old, the youngest player to appear in a MLB game in 2014.
- Became the sixth-youngest position player to ever debut with the Rangers.
- Selected as the Rangers Rookie of the Year.
- T-8th in the AL in triples (7), matching the second-most on the club, and placed third on the Rangers in RBI (48).
- Ranked among the AL rookie leaders in triples (T-2nd), RBI (4th), hits (6th, 100) and multi-hit games (6th, 23).
- Recorded his first career hit, a single, on May 9 vs. BOS... his first career home run came on May 12 at HOU off Brad Peacock...At 20 years and 98 days old, he became the fifth-youngest second baseman to homer in the previous 50 years (TOR's Danny Ainge, 1979; SD's Roberto Alomar, 1988; TEX' Jurickson Profar, 2012; WSH's Luis Garcia in 2020).
- Went 4-for-5 with five RBI and a club record tying two triples on May 24 at DET...became the first player under the age of 21 with 4 hits and 2 triples in a game since Rogers Hornsby (STL-NL) on June 28, 1916 at CIN and was the first player under 21 with 4 hits and 5 RBI since Al Kaline (DET) on April 17, 1955 vs. KC.
- Began the season with Double-A Frisco as the youngest player in the Texas League and hit .279 (36-for-129) with 6 home runs and 17 RBI in 32 games with the RoughRiders.
- Played for Magallanes in the Venezuelan Winter League following the season.

## 2013

- Named the Rangers Tom Grieve Minor League Player of the Year, after batting a combined .305 (156-for-511) with 41 2B, 6 3B, 11 HR, and 78 RBI in 130 games with Class A-Advanced Myrtle Beach and Double-A Frisco.
- Tied for third among all minor league players in doubles and led the Rangers full season minor leaguers in AVG.
- Spent the majority of the season at Myrtle Beach, ranking among Carolina League leaders in batting average (3rd, .305), doubles (T-5th, 33), and stolen bases (T-5th, 27).
- Was the Carolina League's starting second baseman in the Carolina-California League All-Star Game on June 18 in San Jose...named to the league's Postseason All-Star team... promoted to Frisco on Aug. 1.
- Finished the season as the youngest player in the Texas League, batting .306 with six home runs and 19 RBI while starting all 30 games at second base...Ranked in both the Carolina League (3rd) and Texas League (4th) season-ending prospect lists by *Baseball America*.

## 2011-12

- Began the season **2012** season at age 18, the youngest regular in the South Atlantic League playing for Low-A Hickory...tied for the club lead in at-bats (432) and tied for second in triples (4)...named the SAL Player of the Week for May 21-27...compiled a 26-game on-base streak from April 28-May 30, batting .327 (33-101)...selected as the Rangers organization's Defender of the Month for July... named as the top defensive second baseman in the SAL by *Baseball America*.
- Made his professional debut in **2011** with Short-Season A Spokane and finished second on the club in steals (10)... led the Northwest League in putouts by a second baseman with 119...connected on his first career grand slam on July 17 at Everett...named the Northwest League's seventh-best prospect by *Baseball America*.

## PERSONAL

- Married to Liusca Criollo and the couple has 2 daughters.
- Owns and rides horses at a ranch in Maracaibo, Venezuela... when the Rangers signed him to a contract extension in 2017, they included two horses in the deal.
- His brother, Rougned Jose, previously played in the Rangers organization...his uncle, Rouglas Odor, is the manager of the Double-A Akron RubberDucks of the Cleveland Guardians and has been in professional baseball for over 30 years.
- He was originally signed by the Texas Rangers as an international free agent on January 3, 2011 by Rafic Saab and Mike Daly...Daly is currently the Padres' Assistant Director of Player Development.

# ROUGNED ODOR

NRI



## ROUGNED ODOR CAREER BATTING

Season	Team	League	AVG	G	AB	R	H	2B	3B	HR	RBI	BB	SO	SB	CS	OBP	SLG	OPS	PA	HBP	SAC	SF	GIDP
2011	SPO	A(Short)	.262	58	233	33	61	9	3	2	29	13	37	10	4	.323	.352	.675	258	9	1	2	5
2012	HIC	A(Full)	.259	109	432	60	112	23	4	10	47	25	65	19	10	.313	.400	.713	471	10	2	2	4
2013	MB	A(Adv)	.305	100	377	65	115	33	4	5	59	26	67	27	8	.369	.454	.823	425	15	2	5	7
2013	FRI	AA	.306	30	134	20	41	8	2	6	19	9	24	5	2	.354	.530	.884	144	1	0	0	3
2013	2 Teams	Minors	.305	130	511	85	156	41	6	11	78	35	91	32	10	.365	.474	.839	569	16	2	5	10
2014	FRI	AA	.279	32	129	21	36	2	1	6	17	7	22	6	3	.314	.450	.764	138	0	1	1	4
2014	TEX	MLB	.259	114	386	39	100	14	7	9	48	17	71	4	7	.297	.402	.699	417	5	6	3	7
2015	RR	AAA	.352	30	108	26	38	12	2	5	19	12	10	3	1	.426	.639	1.065	124	2	2	0	2
2015	TEX	MLB	.261	120	426	54	111	21	9	16	61	23	79	6	7	.316	.465	.781	470	14	2	5	3
2016	TEX	MLB	.271	150	605	89	164	33	4	33	88	19	135	14	7	.296	.502	.798	632	4	0	4	6
2017	TEX	MLB	.204	162	607	79	124	21	3	30	75	32	162	15	6	.252	.397	.649	651	8	0	4	13
2018	FRI	AA	.200	2	5	0	1	1	0	0	1	1	1	0	0	.333	.400	.733	6	0	0	0	0
2018	RR	AAA	.167	3	12	1	2	0	0	0	1	1	4	0	0	.231	.167	.398	13	0	0	0	0
2018	TEX	MLB	.253	129	474	76	120	23	2	18	63	43	127	12	12	.326	.424	.750	535	11	2	5	5
2018	2 Teams	Minors	.176	5	17	1	3	1	0	0	2	2	5	0	0	.263	.235	.498	19	0	0	0	0
2019	NAS	AAA	.286	2	7	1	2	1	0	1	2	0	3	0	0	.286	.857	1.143	7	0	0	0	1
2019	TEX	MLB	.205	145	522	77	107	30	1	30	93	52	178	11	9	.283	.439	.722	581	5	1	1	4
2020	TEX	MLB	.167	38	138	15	23	4	0	10	30	7	47	0	1	.209	.413	.622	148	1	0	2	2
2021	NYY	MLB	.202	102	322	42	65	12	0	15	39	27	100	0	1	.286	.379	.665	361	11	1	0	3
2022	BAL	MLB	.207	135	426	49	88	19	3	13	53	32	109	6	1	.275	.357	.632	472	10	0	4	9
Career		MLB	.231	1095	3906	520	902	177	29	174	550	252	1008	68	51	.287	.425	.712	4267	69	12	28	52
Career		Minors	.284	366	1437	227	408	89	16	35	194	94	233	70	28	.342	.441	.783	1586	37	8	10	26

## WILD CARD SERIES

Season	Team	League	AVG	G	AB	R	H	2B	3B	HR	RBI	BB	SO	SB	CS	OBP	SLG	OPS	PA	HBP	SAC	SF	GIDP
2021	NYY	MLB	.000	1	2	0	0	0	0	0	0	0	1	0	0	.000	.000	.000	2	0	0	0	0

## DIVISION SERIES

Season	Team	League	AVG	G	AB	R	H	2B	3B	HR	RBI	BB	SO	SB	CS	OBP	SLG	OPS	PA	HBP	SAC	SF	GIDP
2015	TEX	MLB	.278	5	18	7	5	1	0	1	2	1	4	0	0	.381	.500	.881	21	2	0	0	0
2016	TEX	MLB	.200	3	10	2	2	0	0	1	2	2	1	0	0	.333	.500	.833	12	0	0	0	0
Career		MLB	.250	8	28	9	7	1	0	2	4	3	5	0	0	.364	.500	.864	33	2	0	0	0

## POSTSEASON (COMBINED)

Season	Team	League	AVG	G	AB	R	H	2B	3B	HR	RBI	BB	SO	SB	CS	OBP	SLG	OPS	PA	HBP	SAC	SF	GIDP
2015	TEX	MLB	.278	5	18	7	5	1	0	1	2	1	4	0	0	.381	.500	.881	21	2	0	0	0
2016	TEX	MLB	.200	3	10	2	2	0	0	1	2	2	1	0	0	.333	.500	.833	12	0	0	0	0
2021	NYY	MLB	.000	1	2	0	0	0	0	0	0	0	1	0	0	.000	.000	.000	2	0	0	0	0
Career		MLB	.233	9	30	9	7	1	0	2	4	3	6	0	0	.343	.467	.810	35	2	0	0	0

## CAREER TRANSACTIONS

OPTIONS USED: 1/3

- 2011 Signed by TEX as an international free agent, January 3
- 2021 Acquired by NYY from TEX in exchange for OFs Antonio Cabello and Josh Stowers, April 6
- Signed by BAL as a Major League free agent, November 30
- 2023 Signed by SD as a minor league free agent, March 1



# TIRSO ORNELAS

Height: 6-4      Bats: L  
Weight: 231      Throws: R

@TirsoOrnelas  
 tirsoornelas

# 79

OF

Full Name	Tirso Abraham Ornelas
Date of Birth	March 11, 2000 in Tijuana, Mexico
Current Residence	Tijuana, Mexico
2023 Opening Day Age	23
MLB Service Time	0.000
How Obtained	Signed as an international free agent on March 31, 2017
Contract Status	Signed through 2023

## QUICK HITS

- Signed by the Padres as part of the 2016 International Signing class that also featured Adrian Morejon, Michel Baez and Jorge Oña.
- Over parts of 5 minor league seasons with the Padres from 2017-22, he batted .254 with 97 doubles, 14 triples, 26 home runs and 215 RBI.
- Has spent 3 winter league seasons in the Mexican Pacific League, where he's slashed .333/.386/.449.

## 2022 SEASON

- Spent the majority of the 2022 season in San Antonio (AA) before earning a late-season promotion to El Paso (AAA)... between both stops, batted a combined .286 with 29 doubles, 2 triples, 7 home runs, 53 RBI and 64 runs.
- For the Missions, hit .317 in 16 April games, .188 in 17 May games, .347 in 19 June games, .330 in 22 July games, .272 in 26 August games and .250 in 12 September games.
- Registered a career-high 5 hits, including 3 doubles, on July 31 in a 13-12 loss against the Midland RockHounds.
- Promoted to ELP on Sept. 23 where he went 3-for-14 at the dish (.214) in his 3 games with the Chihuahuas.
- Was the designated hitter and batted 8th for the Chihuahuas in the Pacific Coast League Championship game at Reno, going 1-4 for with an RBI in ELP's 6-2 defeat.
- Participated in the Arizona Fall League and hit .293 (17-for-58) with 4 doubles, a home run, 5 RBI, 9 runs scored and 5 walks for a .369 OBP and a .414 SLG...he went 1-for-5 in the Peoria Javelinas' 6-3 loss to the Glendale Desert Dogs in the AFL Semi-Final game.

## 2021

- Spent the entire campaign with Fort Wayne (A) and hit .248 with a career-high 39 XBH (31 doubles, 1 triple and 7 home runs) in 107 games for the TinCaps while driving in 55 RBI and scoring 57 runs.
- Had a 4-hit effort including a home run and a double on September 12 in a 7-1 win over the Lansing Lugnuts.
- After the minor league season, played in the Mexican

## ACCOLADES

**Mexican Pacific League Rookie of the Year (2022, Navajoa)**

- Pacific League for the Mayos de Navajoa and slashed .353/.397/.473 with 16 doubles, 2 triples, 2 home run and 35 RBI.
- Led the MPL in hitting with a .353 average and was named the league's Rookie of the Year while finishing as the runner-up for Most Valuable Player.

## 2020

- Was not a part of the Padres' 60-man player pool at their Alternate Training Site during the regular season.
- Played in 18 games in the Mexican Pacific League between the Yaquis de Obregon and the Mayos de Navajoa... combined to hit .273 (12-for-44) with 3 doubles, one triple, 2 RBI and 5 runs scored.

## 2019

- After working through a mechanical reset in extended spring training, played in 89 games for the Lake Elsinore Storm (High A)...in his first 14 games, slashed .321/.431/.509 with a home run, a steal and a 16:11 K to BB ratio.
- Finished 2-for-2 with 2 walks, an RBI and a run scored in Game 1 of the Cal League Finals to help lead the Storm to a 5-2 victory over Visalia.
- Finished the Cal League season hitting .220 with 11 doubles, 3 triples, a home run, 30 RBI and 41 runs.
- Appeared in 21 games with the AZL Padres where he batted .205 with 2 doubles, 11 RBI and 6 runs.

## 2018

- At only 18 years of age, was one of the youngest players in the Midwest League while with the Fort Wayne TinCaps.
- In 86 games with Fort Wayne, batted .252 with 13 doubles, 8 home runs, 40 RBI and 45 runs scored...reached base at a .341 clip.
- Saw his season end after being placed on the IL in late July with a wrist injury.

# TIRSO ORNELAS



## 2017

- Began his professional career in 2017 in the Arizona Rookie League.
- Appeared in 53 games and produced a .276 AVG (54-for-196) to go along with 11 doubles, 3 triples, 3 home runs, 26 RBI and 45 runs scored in first year in pro ball.

## PERSONAL

- Originally from Tijuana, Baja California Mexico.
- As a young child, his uncle would take him to Padres games in San Diego.
- Won a Colt League World Championship with Tijuana and had various teammates from that team watch him play in the 2016 Padres On Deck game at Petco Park.
- Was a member of the Mexico City Red Devils youth academy that also produced big leaguers Luis Urias and Andres Muñoz.

## TIRSO ORNELAS CAREER BATTING

Season	Team	League	AVG	G	AB	R	H	2B	3B	HR	RBI	BB	SO	SB	CS	OBP	SLG	OPS	PA	HBP	SAC	SF	GIDP	TBF	NP/S
2017	SD2	ROK	.276	53	196	46	54	11	3	3	26	40	61	0	0	.399	.408	.807	238	1	0	1	2	162	300/216
2018	FW	A(Full)	.252	86	309	45	78	13	3	8	40	40	68	5	1	.341	.392	.733	355	3	0	3	7	68	295/173
2019	SD1	ROK	.205	21	88	6	18	2	0	0	11	9	22	4	0	.278	.227	.505	97	0	0	0	3	230	595/389
2019	LE	A(Adv)	.220	89	332	41	73	11	5	1	30	44	91	3	1	.309	.292	.601	379	0	0	3	9	364	1340/896
2019	2 Teams	Minors	.217	110	420	47	91	13	5	1	41	53	113	7	1	.303	.279	.582	476	0	0	3	12	221	773/517
2021	FW	A+	.248	107	383	57	95	31	1	7	55	52	98	3	1	.344	.389	.733	445	6	0	4	7	585	2113/1413
2022	SA	AA	.288	112	441	62	127	28	2	7	51	43	85	7	2	.355	.408	.763	492	4	2	2	11	143	543/367
2022	ELP	AAA	.214	3	14	2	3	1	0	0	2	1	2	0	0	.267	.286	.553	15	0	0	0	0	385	1464/927
2022	2 Teams	Minors	.286	115	455	64	130	29	2	7	53	44	87	7	2	.352	.404	.756	507	4	2	2	11	528	2007/1294
Career		Minors	.254	471	1763	259	448	97	14	26	215	229	427	22	5	.342	.369	.711	2021	14	2	13	39	131	501/299

## CAREER TRANSACTIONS

OPTIONS USED: 0/3

2017 Signed by SD as an international free agent, March 31



# DREW POMERANZ

Height: 6-6      Bats: R  
Weight: 247      Throws: L

@DrewPomeranz

drewpomeranz

# 15

LHP

<b>Full Name</b>	Thomas Andrew Pomeranz
<b>Date of Birth</b>	November 22, 1988 in Memphis, Tennessee
<b>Current Residence</b>	Collierville, Tennessee
<b>2023 Opening Day Age</b>	34
<b>MLB Service Time</b>	10.013
<b>MLB Debut</b>	September 11, 2011 vs. CIN (with COL)
<b>How Obtained</b>	Signed as a Major League free agent on November 27, 2019
<b>Contract Status</b>	Signed through 2023

## QUICK HITS

**THE 10.000 CLUB** Earned 10,000 years of service time on Sept. 12, 2022, and entered 2023 as 1 of 7 Padres in Major League Spring Training to have reached the 10,000 years of service plateau. Each day spent on the active roster or Injured List earns a player one day of service time.

**GOOD TO BE BACK** Re-signed with the Padres as a free agent to a 4-year contract in Nov. 2019 and went scoreless in 41 of his 47 appearances from 2020-21 with a 1.62 ERA, 1.08 WHIP, .184 opp. AVG and 22 holds.

**ALMOST PERFECT** Did not allow a run until his final regular season outing of 2020 on Sept. 25 at SF, posting and 18.0 scoreless-inning streak across 19 outings to start the campaign.

**HAVE A 2ND HALF** Acquired by MIL from SF on July 31, 2019. In 25 appearances (1 start) with MIL, owned a 2.39 ERA, struck out 45 batters against 8 walks and owned the highest strikeout rate (45%) of any NL reliever from August 1 through the end of the 2019 season (min. 20 IP).

**WHAT'S A STAR WITHOUT A STAGE?** Named a Padres 2016 All-Star at Petco Park on July 12, 2016. Pitched a scoreless 4th inning with 1 hit allowed.

**EARLY RISER** Drafted in the 1st round (5th overall) in 2010 by CLE and made his ML debut in 2011 with COL, his 1st professional season. Was acquired by COL from CLE as the PTBNL in the 5-player deal that sent Ubaldo Jimenez to CLE.

## 2022 SEASON

- Spent 2022 recovering from flexor tendon surgery...made a rehab assignment in August (4.2 IP, 4 ER) before being shut down from throwing for the remainder of the season and preparing for an offseason throwing progression.

## 2021

- Scoreless in 22 of 27 app. out of SD's pen, going 1-0 with a 1.75 ERA (5 ER, 25.2 IP), .211 opp. AVG and 10.52 SO/9 IP.
- Had 3 separate stints on the 10-day IL with left forearm inflammation and a left shoulder impingement before being transferred to the 60-day IL on Aug. 20 after undergoing season-ending surgery to repair a torn flexor tendon.

## ACCOLADES

World Series Champion (2018, BOS)

National League All-Star (2016, SD)



- Limited LHH to a .156 AVG (5-32) while righties hit .241.
- Had sub-2.00 ERA at home (1.88) and away (1.59).
- Limited the opposition to a .143 AVG with runners on and a .077 AVG with RISP...held opponents hitless (0-10) with RISP/2 out.
- 21 of his 27 appearances came in the 8th inning, posting a 1.83 ERA and .229 opp. AVG in the frame.
- 18 of his 27 outings came against the NL West, going 1-0 with a 1.54 ERA and .220 opp. AVG.
- Per Statcast, relied on 2 pitches: 4-Seamer (75%) and Curveball (25%)...his fastball averaged 93.9 mph and had a 2,507 rpm spin rate (95th percentile)...opponents hit .238 against the 4-Seamer...opponents hit .148 against his curveball.



# DREW POMERANZ



## 2020

- Posted an 18.0 scoreless inning streak across 19 appearances to start the season...allowed his first runs in his final outing of 2020 in Game 2 on Sept. 25 @ SF, surrendering a 3-run HR to Wilmer Flores...was the longest scoreless IP streak for SD since Brad Hand in '17 (24.0 IP).
- In terms of IP (18.0), it was the 4th-longest scoreless streak in all of baseball, and in app. (19), it T-1st with CLE James Hoyt.
- The 18.0 scoreless IP also T-2nd longest streak to start a season in SD history (also: Eric Show in '82), behind only John Urrea's 19.0 IP in '81.
- His final outing (9/25 vs. SF) marked just the 2nd time he allowed multiple hits in a single outing in '20 (also: 2 hits on Sept. 9 vs. COL)...he allowed zero hits in 13 outings and 1 hit in his other 5 appearances.
- Among all ML relievers (min. 20 app.), he ranked 6th in H/9 (4.34), T-7th in opp. AVG (.145), 8th in ERA (1.45) and 9th in SO/9 (13.98).
- Limited hitters to a .091 clip (3-33) with runners on, a .133 clip (2-15) with RISP and .200 AVG (2-10) with RISP/2 out.
- Did not allow a hit or a run while converting both of his 2 save opportunities in his 4 regular season app. vs. LAD.
- Relied on 2 pitches: 4-seamer (79.6%) and curve (20.4%)... his 39.7 K% was the highest of his career and his 4-seamer had a 2,474 rpm spin rate, ranking in the 89th percentile.

**POSTSEASON:** Did not allow an ER in any of his 5 Postseason app...appeared in all 3 Wild Card games, securing his 2nd and 3rd career Postseason holds in Game 2 and 3...turned in scoreless outings in G2 and 3 of the NLDS vs. LAD...has allowed 0 ER in 7 of his 9 career Postseason app.

## 2019

- In 46 appearances (18 starts) between SF and MIL, posted a 4.85 ERA (56 ER, 104.0 IP) with 137 SO against 44 BB... his 46 outings were the 2nd most in a single season in his career (most: 53 appearances in 2015).
- Went 2-9 in 21 appearances (17 starts) for SF to begin the season before being acquired by MIL along with RHP Ray Black in exchange for SS Mauricio Dubon on July 31.
- In 25 app. (1 GS) with MIL, owned a 2.39 ERA (7 ER, 26.1 IP), struck out 45 against 8 BB, posted a .176 opp. AVG and owned the highest strikeout rate (45%) of any NL reliever from August 1 through the end of the season (min. 20 IP).
- Held opponents scoreless in 18 of his final 20 outings, posting the 2nd-best ERA (1.33) in the majors from August 17 through the end of the season (min. 20 app.).
- MIL went 18-7 in games in which Pomeranz appeared.

**POSTSEASON:** Made 1 Postseason appearance, pitching 2.0 perfect innings in the NL Wild Card game against the

# DREW POMERANZ



eventual World Series-Champion Washington Nationals.

## 2018

- In his 2nd full season with BOS, he went 2-6 with a 6.08 ERA (50 ER, 74.0 IP) over 26 outings (11 starts).
- His 1st 11 appearances came as a starter, and he pitched only in relief from August 10 through the remainder of the season...posted a 5.56 ERA over 15 relief appearances.
- Began the season on the 10-day DL with a left forearm flexor strain...made rehab appearances with Pawtucket (AAA) on April 8 and for Portland (AA) on April 13.
- Made his ML season debut on April 20 at OAK and did not receive a decision in BOS' 7-3 win.
- Went on 10-day DL on June 5 due to left biceps tendinitis.
- Activated from the DL on July 24 and made 18 appearances (3 GS) through the remainder of the season.
- Was on BOS' World Series roster but did not appear.

## 2017

- Went 17-6 with a 3.32 ERA (64 ER, 173.2 IP) in 32 GS during his 1st full season with BOS...set career highs in starts, wins, and IP.

- Posted a 5.29 ERA through his 1st 7 starts but went 14-2 with a 2.84 ERA in his final 25 starts to end the season.
- Allowed 2-or-fewer runs in a ML-leading 23 starts...pitched 5.0+ innings and allowed 2 ER-or-fewer in 20 of his starts.
- Tagged with the loss in only 1 of his 19 starts from May 20-August 28 (11-1).
- Went 7-3 in 15 road starts...his 3.19 ERA in those outings was the 6th-lowest in the AL...won a career-long 7 consecutive road decisions from May 31-Aug. 28.
- Began the year on the 10-day DL with a left forearm flexor strain...reinstated on April 11 and made his season debut that same day vs. BAL.
- Exited his start on May 14 vs. TB prior to the 4th with left triceps tightness (did not miss his next start)...removed from his start on Aug. 18 vs. NYY (back spasms) after throwing 3.1 scoreless IP.
- Started Game 2 of the ALDS at HOU and was saddled with the loss, working 2.0 IP, with 4 ER, 5 hits and 1 SO.

## 2016

- Split the season between SD and BOS and earned his 1st career All-Star Game nod on July 12 at Petco Park in San Diego, pitching a scoreless 4th...went 11-12 on the season with a 3.32 ERA (63 ER, 170.2 IP), 186 SO, and a .217

# DREW POMERANZ



opponent AVG over 30 starts and 1 relief appearance.

- Selected by All-Star Manager Terry Collins to replace Noah Syndergaard on the NL All-Star roster.
- Ranked among ML leaders in opponent AVG (9th, .217), SO/9.0 IP (10th, 9.81), SO (18th) and ERA (20th).
- Allowed 2 ER-or-fewer in 20 of his 30 starts, including 7 starts with 0 earned runs allowed.
- Made 6 starts with 0 ER and 3-or-fewer hits allowed, which tied for 3rd-most in MLB (behind Clayton Kershaw's 8, Jake Arrieta's 7 and Jeremy Hellickson's 6).
- Ranked among ML leaders on the road with a 2.75 ERA (6th) and a .198 opponent AVG (3rd)...allowed 2-or-fewer runs in 13 of his 16 road starts.
- Acquired by BOS from SD on July 14 in exchange for RHP Anderson Espinoza...at the time of his trade, he led NL starters with a .184 opponent AVG and ranked among ML leaders with a 2.47 ERA (7th) and a .555 opp. OPS (2nd).

**POSTSEASON:** Pitched in the Postseason for the 1st time in his career...recorded 2.1 scoreless innings of relief in Game 1 of the ALDS at CLE (3 H, BB , 5 SO)...also appeared in relief in Game 3 (1.1 IP, 2 ER).

## 2015

- Appeared in a career-high 53 games (9 starts) for OAK, going 5-6 with a 3.66 ERA (35 ER, 86.0 IP).
- Posted a 4.63 ERA and a .244 opponent AVG in 9 starts, compared to a 2.61 ERA and .205 opponent AVG in 44 relief outings.
- Placed on the 15-day DL on May 19 with a sprained left AC joint...reinstated on June 3 and moved to the bullpen...missed the final 7 games with an AC joint inflammation...underwent left shoulder surgery on Oct. 21 in Dallas, performed by Dr. Keith Meister.

## 2014

- Made his 1st-career Opening Day roster and spent the majority of the season with OAK, posting a 2.35 ERA in 20 ML games (10 GS).
- Went 1-1 with a 1.62 ERA in 10 relief appearances and went 4-3 with a 2.58 ERA in 10 starts.
- Fractured his right wrist June 16 and landed on 15-day DL.

## 2013

- Worked in 8 games (4 starts) for COL, spending most of the year with Colorado Springs (AAA).
- Began the year with CS and went 8-1 with a 4.20 ERA in 15 starts before being recalled on June 30...ranked 2nd in the Pacific Coast League in wins (8) and strikeouts (132) at the time of his promotion to the ML club.

- Went 0-4 with an 8.10 ERA in 4 starts for COL before being optioned to CS on July 11.

## 2012

- Made 22 starts for COL in his rookie season, going 2-9 with a 4.93 ERA (53 ER, 96.2 IP)...began the season with Tulsa (AA) before being recalled by COL on April 15...optioned to CS on May 11 after making 5 starts for COL.
- Recalled again on July 1.
- Hit his 1st-career HR on May 7 at SD (Edinson Volquez).

## 2011

- Made his ML debut with COL in his 1st pro season after being acquired on Aug. 17 to complete a 5-player trade with CLE.
- Named a Carolina League Mid-Season and Post-Season All-Star for Kinston (A).
- Selected to the U.S. Team for the 2011 All-Star Futures Game at Chase Field in Phoenix, Ariz.
- Debuted on September 11 with a start against CIN, working 5.0 shutout innings for his 1st-career win...became the 7th starting pitcher in COL history to win his debut and the 3rd to do so without allowing a run.

## PERSONAL

- Married Carolyn Esserman in November 2016, and the couple had their first child, Tate Andrew, in February 2021.
- Was selected in the 12th round of the 2007 MLB Draft by the Texas Rangers, but he chose to play college for the University of Mississippi...named a 2005 Freshman All-American, an All-SEC Freshman and Southeastern Conference Pitcher of the Year honors...as a junior, earned All-America honors from the National Collegiate Baseball Writers Association.
- Received the Cellular South Ferriss Trophy (now known as the C Spire Ferriss Trophy) in 2010, which is awarded annually to Mississippi's top collegiate baseball player.
- His older brother, Stuart, was signed by STL as a 2nd-round selection of the 2003 First-Year Player Draft. His father, Mike, lettered 4 years at Ole Miss...his uncle, Pat, also lettered 4 years at Ole Miss and was selected by CWS in the 18th round of the 1983 First-Year Player Draft.
- Went 20-6 at Collierville High School (TN) with 11 saves, a 2.21 ERA, and 312 strikeouts in 181.0 IP.
- Pitched for the United States Collegiate National Team in the 2009 World Baseball Challenge. Threw a 1-hitter in the Championship game against the German National team... finished the 2009 World Baseball Challenge with a 4-1 record, a 1.75 ERA and a team-leading 48 SO.

# DREW POMERANZ

## DREW POMERANZ CAREER PITCHING

Season	Team	League	W	L	ERA	G	GS	CG	SV	SVO	IP	H	R	ER	HR	HB	BB	SO	WHIP	AVG	AB	WP	GDP	TBF	NP/S
2011	KIN	A(Adv)	3	2	1.87	15	15	0	0	0	77.0	56	22	16	2	1	32	95	1.14	.202	277	6	4	313	624/474
2011	AKR	AA	0	1	2.57	3	3	0	0	0	14.0	10	4	4	1	0	6	17	1.14	.200	50	0	0	57	169/115
2011	TUL	AA	1	0	0.00	2	2	0	0	0	10.0	2	0	0	0	0	7	0.20	.063	32	0	0	32	124/86	
2011	COL	MLB	2	1	5.40	4	4	0	0	0	18.1	19	11	11	0	1	5	13	1.31	.271	70	1	2	77	266/164
2011	3 Teams	Minors	4	3	1.78	20	20	0	0	0	101.0	68	26	20	3	1	38	119	1.05	.189	359	6	4	402	917/675
2011	2 Teams	AA	1	1	1.50	5	5	0	0	0	24.0	12	4	4	1	0	6	24	0.75	.146	82	0	0	89	293/201
2012	TUL	AA	0	0	0.00	1	1	0	0	0	4.0	4	0	0	0	1	1	4	1.25	.235	17	1	0	19	77/48
2012	COL	AAA	4	4	3.69	8	8	0	0	0	46.2	52	23	13	2	0	20	46	1.54	.274	190	0	8	212	838/538
2012	COL	MLB	2	9	4.93	22	22	0	0	0	96.2	97	57	53	14	4	46	83	1.48	.261	372	8	4	434	1702/1040
2012	2 Teams	Minors	4	4	2.31	10	10	0	0	0	50.2	56	23	13	2	1	21	50	1.52	.271	207	1	8	231	915/586
2013	TUL	AA	0	1	11.81	1	1	0	0	0	5.1	10	7	7	2	0	1	5	2.06	.400	25	0	0	27	105/70
2013	COL	AAA	8	1	4.20	15	15	0	0	0	85.2	83	40	40	6	3	33	96	1.35	.256	324	3	7	366	1488/949
2013	COL	MLB	0	4	6.23	8	4	0	0	0	21.2	25	15	15	4	1	19	19	2.03	.301	83	0	5	105	417/251
2013	2 Teams	Minors	8	2	4.65	16	16	0	0	0	91.0	93	47	47	8	3	34	101	1.40	.266	349	3	7	393	1593/1019
2014	SAC	AAA	3	1	3.69	8	8	0	0	0	46.1	45	19	19	6	0	17	54	1.34	.260	173	2	3	194	738/465
2014	OAK	MLB	5	4	2.35	20	10	0	0	0	69.0	51	22	18	7	1	26	64	1.12	.204	250	0	10	278	1138/771
2015	STK	A(Adv)	0	0	0.00	1	0	0	0	0	2.0	0	0	0	0	0	3	0.00	.000	6	0	0	6	23/16	
2015	OAK	MLB	5	6	3.66	53	9	0	3	6	86.0	71	44	35	8	3	31	82	1.19	.226	314	2	8	357	1442/915
2016	SD	MLB	8	7	2.47	17	17	0	0	0	102.0	67	30	28	8	1	41	115	1.06	.184	364	7	4	411	1698/1064
2016	BOS	MLB	3	5	4.59	14	13	0	0	0	68.2	70	35	35	14	0	24	71	1.37	.262	267	3	6	292	1143/727
2016	2 Teams	MLB	11	12	3.32	31	30	0	0	0	170.2	137	65	63	22	1	65	186	1.18	.217	631	10	10	703	2841/1791
2017	BOS	MLB	17	6	3.32	32	32	0	0	0	173.2	166	69	64	19	4	69	174	1.35	.252	659	6	23	740	3080/1924
2018	POR	AA	1	0	3.38	1	1	0	0	0	5.1	4	2	2	1	0	3	4	1.31	.211	19	0	1	22	86/53
2018	PAW	AAA	0	2	5.49	5	5	0	0	0	19.2	16	12	12	7	0	13	12	1.47	.225	71	1	3	84	348/209
2018	BOS	MLB	2	6	6.08	26	11	0	0	0	74.0	87	53	50	12	4	44	66	1.77	.297	293	4	9	344	1447/877
2018	2 Teams	Minors	1	2	5.04	6	6	0	0	0	25.0	20	14	14	8	0	16	16	1.44	.222	90	1	4	106	434/262
2019	SF	MLB	2	9	5.68	21	17	0	0	0	77.2	89	51	49	17	4	36	92	1.61	.285	312	1	5	355	1519/950
2019	MIL	MLB	0	1	2.39	25	1	0	2	2	26.1	16	7	7	4	0	8	45	0.91	.176	91	0	2	100	437/298
2019	2 Teams	MLB	2	10	4.85	46	18	0	2	2	104.0	105	58	56	21	4	44	137	1.43	.261	403	1	7	455	1956/1248
2020	SD	MLB	1	0	1.45	20	0	0	4	5	18.2	9	3	3	1	0	10	29	1.02	.145	62	0	2	73	323/205
2021	SD	MLB	1	0	1.75	27	0	0	0	0	25.2	19	6	5	2	0	10	30	1.13	.211	90	1	3	102	430/278
2022	PAD	ROK	0	0	0.00	1	1	0	0	0	1.0	0	0	0	0	0	0	2	0.00	.000	3	0	0	3	7/7
2022	LE	A	0	0	4.50	2	1	0	0	0	2.0	3	1	1	0	0	0	2	1.50	.375	8	0	0	8	33/25
2022	ELP	AAA	0	0	16.20	2	0	0	0	0	1.2	1	3	3	1	0	3	2	2.40	.167	6	0	0	9	45/24
2022	3 Teams	Minors	0	0	7.71	5	2	0	0	0	4.2	4	4	4	1	0	3	6	1.50	.235	17	0	0	20	85/56
Career		MLB	48	58	3.91	289	140	0	9	13	858.1	786	403	373	110	23	369	883	1.35	.244	3227	33	83	3668	15042/9404
Career		Minors	20	12	3.28	66	62	0	0	0	320.2	286	133	117	28	5	129	349	1.29	.238	1201	13	26	1352	4705/3079

# DREW POMERANZ



## WILD CARD

Season	Team	League	W	L	ERA	G	GS	CG	SHO	SV	IP	H	R	ER	HR	HB	BB	SO	WHIP	AVG	AB	WP	GDP	TBF	NP-S
2019	MIL	MLB	0	0	0.00	1	0	0	0	0	2.0	0	0	0	0	0	2	0.00	.000	6	0	0	6	30/19	
2020	SD	MLB	0	0	0.00	3	0	0	0	0	3.0	1	2	0	0	1	1	2	0.67	.125	8	0	0	12	49/29
Career	Multiple	MLB	0	0	0.00	4	0	0	0	0	5.0	1	2	0	0	1	1	4	0.40	.071	14	0	0	18	79/48

## DIVISION SERIES

Season	Team	League	W	L	ERA	G	GS	CG	SHO	SV	IP	H	R	ER	HR	HB	BB	SO	WHIP	AVG	AB	WP	GDP	TBF	NP-S
2016	BOS	MLB	0	0	4.91	2	0	0	0	0	3.2	4	2	2	1	0	2	7	1.64	.286	14	0	0	17	81/49
2017	BOS	MLB	0	1	18.00	1	1	0	0	0	2.0	5	4	4	2	0	1	1	3.00	.455	11	0	0	12	47/30
2020	SD	MLB	0	0	0.00	2	0	0	0	0	1.0	2	0	0	0	0	2	2	4.00	.500	4	0	0	7	32/17
Career	Multiple	MLB	0	1	8.10	5	1	0	0	0	6.2	11	6	6	3	0	5	10	2.40	.379	29	0	0	36	160/96

## POSTSEASON (COMBINED)

Season	Team	League	W	L	ERA	G	GS	CG	SHO	SV	IP	H	R	ER	HR	HB	BB	SO	WHIP	AVG	AB	WP	GDP	TBF	NP-S
2016	BOS	MLB	0	0	4.91	2	0	0	0	0	3.2	4	2	2	1	0	2	7	1.64	.286	14	0	0	17	81/49
2017	BOS	MLB	0	1	18.00	1	1	0	0	0	2.0	5	4	4	2	0	1	1	3.00	.455	11	0	0	12	47/30
2019	MIL	MLB	0	0	0.00	1	0	0	0	0	2.0	0	0	0	0	0	2	0.00	.000	6	0	0	6	30/19	
2020	SD	MLB	0	0	0.00	5	0	0	0	0	4.0	3	2	0	0	1	3	4	1.50	.250	12	0	0	19	81/46
Career	Multiple	MLB	0	1	4.63	9	1	0	0	0	11.2	12	8	6	3	1	6	14	1.54	.279	43	0	0	54	239/144

## ALL STAR

Season	Team	League	W	L	ERA	G	GS	CG	SHO	SV	IP	H	R	ER	HR	HB	BB	SO	WHIP	AVG	AB	WP	GDP	TBF	NP-S
2016	NL	MLB	0	0	0.00	1	0	0	0	0	1.0	1	0	0	0	0	0	0	1.00	.250	4	0	0	4	NA

## CAREER TRANSACTIONS

OPTIONS USED: 3/3

- 2010 Signed by CLE as a first-round (fifth overall) selection in the First-Year Player Draft, August 16
- 2011 Acquired by COL from CLE as the player to be named later from a July 30, 2011 trade that sent a PTBNL (Pomeranz), Joe Gardner, Matt McBride and Alex White to COL in exchange for Ubaldo Jiménez, August 16
- 2013 Acquired OAK from COL in exchange for Brett Anderson, December 10
- 2015 Acquired by SD from OAK along with Jose Torres and a PTBNL (Jabari Blash) in exchange for Mark Rzepczynski and Yonder Alonso, December 2
- 2016 Acquired by BOS from SD in exchange for Anderson Espinoza, July 14
- 2019 Signed by SF as a Major League free agent, January 23
- Acquired by MIL from SF along with Ray Black in exchange for Mauricio Dubon, July 31
- Signed by SD as a Major League free agent, November 27



# SEAN POPPEN



Height: 6-4      Bats: R  
Weight: 205      Throws: R

# 63

RHP

@SPoppen71  
seanpoppen

Full Name	Sean Russell Poppen
Date of Birth	March 15, 1994 in Virginia Beach, Virginia
Current Residence	Marietta, Georgia
2023 Opening Day Age	29
MLB Service Time	1.116
MLB Debut	June 19, 2019 vs. BOS (with MIN)
How Obtained	Claimed off waivers from ARI on December 2, 2022
Contract Status	Signed through 2023

### QUICK HITS

- In 2022 for ARI, he faced 36 hitters with 2 outs and limited them to a .069 clip (2-for-29) with 6 BB. With RISP, he limited the opposition to a .125 clip (4-for-32) and held opponents hitless with RISP/2 out (0-for-13).
- Picked up his lone career ML save on Aug. 6, 2021 vs. San Diego at Petco Park, recording 6 outs in ARI's 8-5 victory.
- Made his Major League debut on June 19, 2019 vs. Red Sox. Was the fifth reliever to record 3 double plays in his Major League debut and first since Brad Moore/ PHI on June 14, 1988 vs. Expos.
- In 2016, Poppen graduated with honors from Harvard, double majoring in Chemistry and Physics, and Engineering Sciences.

### 2022 SEASON

- Made ARI's Opening Day roster and went 2-2 with a 4.40 ERA (14 ER, 28.2 IP) in his second season with the D-Backs.
- Appeared in 5 games before being placed on the 10-day IL on April 23 (right shoulder inflammation)...reinstated on May 15 and allowed 3 runs across 3.1 IP (3 G) before posting a career-high 71-scoreless inning streak across 8 games from May 22-June 8 (.130 AVG, 0.68 WHIP).
- Issued zero free passes in 19 of his 29 relief outings, as well as 1 or fewer walks in 27 of the 29 appearances.
- Had 2 stints with Reno (AAA), going 0-3 with a 4.62 ERA (13 ER, 25.1 IP) and 1 SV in 21 appearances.
- Major League lefties slashed .333/.447/.633 against him while righties posted a slash line of .236/.284/.431.
- Faced 36 hitters with 2 outs and limited them to a .069 clip (2-for-29) with 6 BB...with 1 out, 43 batters hit .371 (13-for-35) with 4 BB...with 0 outs, 41 batters hit .316 (12-for-38) with 2 BB.
- With runners on, he limited opponents to a .164 clip (9-for-55)...with RISP, they hit .125 (4-for-32)...with RISP/2 out, he held opponents hitless (0-for-13).

### 2021

- Appeared in 24 Major League games over 3 organizations in his 3rd ML season, going 1-1 with 1 SV, a 5.16 ERA (13 ER,

### ACCOLADES

- International League Pitcher of the Week (June 6, 2019 - Rochester)
- Midwest League Mid-Season All-Star (2017, Cedar Rapids)
- Florida State League Pitcher of the Week (July 16, 2017)

22.2 IP) and 26 strikeouts.

- Pitched in 3 games with PIT before being traded to TB on May 18 for cash considerations.
- Claimed off waivers by ARI from TB on Aug. 2 after appearing in only 1 game.
- Picked up his lone career save on Aug. 6 vs. San Diego at Petco Park in ARI's 8-5 victory, recording 6 outs.
- Was 3-3 with 2 SV and a 2.08 ERA (8 ER, 34.2 IP) in 24 total games with IND (AAA-PIT; 2 G) Durham (AAA-TB; 19 G) and Reno (AAA-ARI; 3 G).

### 2020

- Spent the majority of the season at MIN's Alternate Training Site...pitched in 6 games with the Twins.
- Designated for assignment on Sept. 29...claimed off waivers by the Pirates on Oct. 1.

### 2019

- Made 4 relief appearances with the Twins in his first Major League season (7 ER, 8.1 IP).
- Spent the majority of the campaign in MIN's minor league system with Pensacola (AA) and Rochester (AAA), going 7-4 with a 4.01 ERA (40 ER, 89.2 IP) and 107 strikeouts in 20 games (16 starts).
- Earned International League Player of the Week on June 9.
- Made his ML debut on June 19 vs. BOS...became the 5th reliever to record 3 double plays in his ML debut and first since PHI's Brad Moore on June 14, 1988 vs. Expos...Poppen on jogging in from the bullpen: "It was cool. I got a little of that feeling like when you're going to cry...I don't know if it was nerves or just adrenaline."

# SEAN POPPEN



## 2016-18

- Split **2018** between Fort Myers (A) and Chattanooga (AA), making a career-high 26 app. (20 starts) with 2 complete games...went 6-9 with a 3.45 ERA (49 ER, 127.2 IP).
- Split **2017** between Cedar Rapids (A) and Fort Myers (A), posting career highs in wins (9), starts (25) and IP (139.0)... earned Midwest League Mid-Season All-Star honors and was named MWL Pitcher of the Week on July 16.
- Made his professional debut in **2016** between Elizabethton (R) and Cedar Rapids (A), going 3-4 with a 2.70 ERA (16 ER, 53.1 IP) across 12 appearances (11 starts).

## PERSONAL

- Married to Taylor Mae, a 2014 Harvard graduate...the couple has 2 children.
- In 2016, Poppen graduated with honors from Harvard, double majoring in Chemistry and Physics, and Engineering Sciences.

## SEAN POPPEN CAREER PITCHING

Season	Team	League	W	L	ERA	G	GS	CG	SV	SVO	IP	H	R	ER	HR	HB	BB	SO	WHIP	AVG	AB	WP	GDP	TBF	NP/S
2016	ELZ	ROK	2	3	2.97	8	8	0	0	0	36.1	34	18	12	2	6	18	38	1.43	.250	136	4	3	162	300/216
2016	CR	A(Full)	1	1	2.12	4	3	0	0	0	17.0	11	4	4	1	0	6	19	1.00	.180	61	2	1	68	295/173
2016	2 Teams	Minors	3	4	2.70	12	11	0	0	0	53.1	45	22	16	3	6	24	57	1.29	.228	197	6	4	230	595/389
2017	CR	A(Full)	6	2	2.90	14	14	0	0	0	87.0	76	40	28	5	7	17	81	1.07	.226	336	8	4	364	1340/896
2017	FTM	A(Adv)	3	2	3.63	11	11	0	0	0	52.0	57	23	21	0	3	8	41	1.25	.277	206	2	3	221	773/517
2017	2 Teams	Minors	9	4	3.17	25	25	0	0	0	139.0	133	63	49	5	10	25	122	1.14	.245	542	10	7	585	2113/1413
2018	FTM	A(Adv)	1	2	2.41	8	6	0	1	2	33.2	30	12	9	3	4	11	44	1.22	.236	127	3	4	143	543/367
2018	CHA	AA	5	7	3.83	18	14	2	0	0	94.0	88	45	40	11	6	28	79	1.23	.254	347	2	16	385	1464/927
2018	2 Teams	Minors	6	9	3.45	26	20	2	1	2	127.2	118	57	49	14	10	39	123	1.23	.249	474	5	20	528	2007/1294
2019	PNS	AA	2	3	4.40	8	7	0	0	0	28.2	30	16	14	0	4	17	39	1.64	.275	109	1	3	131	501/299
2019	ROC	AAA	5	1	3.84	12	9	0	0	0	61.0	53	29	26	4	7	27	68	1.31	.229	231	4	7	266	1030/633
2019	MIN	MLB	0	0	7.56	4	0	0	0	0	8.1	10	7	7	1	0	5	9	1.80	.323	31	0	3	36	134/79
2019	2 Teams	Minors	7	4	4.01	20	16	0	0	0	89.2	83	45	40	4	11	44	107	1.42	.244	340	5	10	397	1531/932
2020	MIN	MLB	0	0	4.70	6	0	0	0	0	7.2	9	4	4	0	0	4	10	1.70	.290	31	3	1	35	153/91
2021	IND	AAA	1	0	4.50	2	0	0	0	1	4.0	3	2	2	1	1	1	4	1.00	.214	14	0	0	16	59/32
2021	DUR	AAA	2	3	1.59	19	0	2	2	28.1	23	7	5	1	0	11	30	1.20	.230	100	1	6	112	437/281	
2021	RNO	AAA	0	0	3.86	3	0	0	0	1	2.1	3	1	1	0	0	1	3	1.71	.300	10	0	0	11	47/31
2021	PIT	MLB	0	0	7.71	3	0	0	0	0	4.2	11	7	4	1	1	2	4	2.79	.478	23	0	3	26	101/66
2021	TB	MLB	0	0	0.00	1	0	0	0	0	0.2	0	0	0	0	0	0	1	0.00	.000	2	0	0	2	11/6
2021	AZ	MLB	1	1	4.67	20	0	0	1	1	17.1	20	11	9	1	2	7	21	1.56	.274	73	2	1	82	294/188
2021	3 Teams	Minors	3	3	2.08	24	0	0	2	4	34.2	29	10	8	2	1	13	37	1.21	.234	124	1	6	139	543/344
2021	3 Teams	AAA	3	3	2.08	24	0	0	2	4	34.2	29	10	8	2	1	13	37	1.21	.234	124	1	6	139	543/344
2021	3 Teams	MLB	1	1	5.16	24	0	0	1	1	22.2	31	18	13	2	3	9	26	1.76	.316	98	2	4	110	406/260
2021	RNO	AAA	0	3	4.62	21	0	0	1	3	25.1	26	15	13	1	7	19	1.30	.274	95	1	5	112	389/246	
2022	AZ	MLB	2	2	4.40	29	0	0	0	1	28.2	27	15	14	5	1	12	22	1.36	.265	102	2	2	120	439/280
Career		MLB	3	3	5.08	63	0	0	1	2	67.1	77	44	38	8	4	30	67	1.59	.294	262	7	10	301	1132/710
Career		Minors	28	27	3.35	128	72	2	4	9	469.2	434	212	175	29	45	152	465	1.25	.245	1772	28	52	1991	7178/4618

## CAREER TRANSACTIONS

## OPTIONS USED: 4/4

- 2016** Signed by MIN as a 19th-round selection in the First-Year Player Draft, June 21
- 2020** Claimed off waivers by PIT from MIN, October 1
- 2021** Acquired by TB from PIT in exchange for cash considerations, May 18
- Claimed off waivers by ARI from TB, August 2
- 2022** Claimed off waivers by SD from ARI, December 2



# RANGEL RAVELO



Height: 6-1      Bats: R  
Weight: 226      Throws: R

RAHN-hell ruh-VEL-oh  
 rangelr24

# 90

INF

Full Name	Rangel Ravelo
Date of Birth	April 24, 1992 in Havana, Cuba
Current Residence	Orlando, Florida
2023 Opening Day Age	30
MLB Service Time	1.054
MLB Debut	June 17, 2019 vs. MIA (with STL)
How Obtained	Signed as a minor league free agent on February 8, 2023
Contract Status	Signed through 2023

## QUICK HITS

- Spent the 2022 campaign in Japan with the Orix Buffaloes of Nippon Professional Baseball (NPB) before playing in 32 games with Lara of the Venezuelan Winter League. With Lara, he posted a .955 OPS with more walks (22) than strikeouts (21).
- Made his Major League debut in June 2019 after playing 838 games over 10 minor league seasons with 3 organizations (Cardinals, Athletics and White Sox).
- Entered 2023 having played in 896 career minor league games and is a career .302 batter in the minors, including batting over .300 6 different seasons (min. 100 at-bats each season).
- In 2014, he was acquired by OAK along with Chris Bassitt and Marcus Semien in the 6-player deal that sent Jeff Samardzija to CHW.

## 2022 SEASON

- Spent all of 2022 in Japan with the Orix Buffaloes of Nippon Professional Baseball, and hit .217 (33-for-152) with 5 doubles, 2 home runs, 10 RBI and 16 runs scored in 59 games played.
- Following the season, he played in 32 games for Lara in the Venezuelan Winter League batting .324 with 4 HR, 24 RBI, 24 runs scored, 22 walks and 21 strikeouts with a .441 OBP.

## 2021

- Began the campaign with Oklahoma City (Dodgers' AAA) and hit safely in 34 of his 37 games played at a .407 clip before being released by LAD on June 16.
- Posted the 2nd and 3rd multi-HR games of his career on May 23 at Albuquerque and June 4 at Sugar Land...the 6 RBI on June 4 were a career high.
- Hit safely in 13 consecutive games at a .511 clip (23-for-45) from May 22-June 7 prior to being released.
- Played in 5 games for the Orix Buffaloes of Nippon Professional Baseball in Japan (3-for-13, .231 AVG).

## 2020

- Played in 13 games for STL in the shortened 2020 campaign

in his final season with the Cardinals' organization, going 6-for-35 at the dish (.171 AVG) with 1 HR, 6 RBI and 5 runs scored.

- Was on the Cardinals' Wild Card Series roster for their best-of-three series in San Diego but did not appear in a game.

## 2019


- Made his Major League debut on June 17 vs. MIA after playing in 838 career games in the minor leagues...was recalled 4 times in 2019.
- Collected his first MLB hit with a single vs. MIA (June 19).
- Owned the team high and 3rd-highest exit speed velocity average in the NL (94.8 MPH), behind Reds Michael Lorenzen (97.0) and Dodgers Edwin Rios (95.5).
- Started 5 Major League games, all at first base.
- 4 of his 8 hits went for extra bases (2 HR, 2 doubles).
- Ranked T-6th among MLB rookies in PH AB (20)...of his 5 pinch-hits, 3 were for extra bases...had a .318 OBP as a pinch-hitter.
- Hit the longest Cardinals home run of the StatCast Era (2015) with a 487-foot shot to left-centerfield at Coors Field vs. COL (Sept. 12)...it was his first road hit (snapping 0-for-10) and his 2nd HR.
- Following September recall, batted .250 (5-for-20) with 2 HR & 6 RBI in 15 games.
- Hit a 422-ft pinch-hit two-run home run vs. SF (Sept. 5), his first MLB HR.
- Batted .333 (6-for-18) with 1 HR at home and .105 (2-for-21) with 1 HR on the road.
- Named a Pacific Coast League All-Star along with teammates C Andrew Knizner and RHP Jake Woodford, but did not play in the game.
- In 95 games at Memphis (AAA), batted .299 with 12 HR and 56 RBI.

## 2018

- Spent the entire campaign at the Triple-A level for the 4th consecutive season, and ranked 5th among Cardinals minor leaguers with 67 RBI and 9th with a .879 OPS.
- Posted a .998 fielding percentage over 422 total chances at first base, making only one error all season.



# RANGEL RAVELO



- Named Cardinals Minor League Player of the Month for June, batting .449 (31-for-69) with 6 HR and 23 RBI.
- The .449 BA was the 8th-highest in all of minor league baseball in June, while his .537 OBP ranked 6th.
- Compiled a 16-game hitting streak from July 24-Aug. 14, batting .407 (24-for-59) during the stretch...also hit safely in 17 straight road games from July 15 through the end of the season.
- Posted his first-career multi-HR game at Salt Lake (July 24), hitting a solo home run in the 2nd inning and a 3-run shot in the 5th inning as Memphis hit six home runs in the game.
- Hit his first career grand slam vs. Reno (June 11).
- Batted .636 (7-11) with 16 RBI in bases loaded situations.
- Played in eight Pacific Coast League playoff games, batting .290 (9-for-31) with 4 runs scored and 2 RBI.
- Was 3-for-4 with 3 runs scored in the Triple-A Championship game against Durham (Sept. 18).
- Played 36 games for Lara in the Venezuelan Winter League batting .320 with 3 HR, 16 RBI and 22 walks for a .428 OBP.

## 2017

- Signed by STL as a minor league free agent on April 7 and played in 89 games for Memphis (AAA), starting 52 games at first base, 12 in right field and three in left field.
- Went 3-for-4 on May 18 to move his AVG from .295 to .333 and it never dipped below .300 the rest of the season.
- Batted .367 with runners in scoring position (33-for-90).
- Compiled a team-high 15-game hitting streak (May 9-June 3), batting .429 (21-for-49) during the stretch.
- Placed on the 7-day DL with a right thumb contusion on Sept. 5 and missed the 2017 Postseason after getting hit by a Hiram Burgos pitch at Colorado Springs (Sept. 2).
- Batted .397 over 38 games for Lara in the Venezuelan Winter League, the 3rd-highest mark in the league.

## 2016

- Appeared in 106 games for Nashville (Athletics' AAA), starting 71 at first base and 13 in the outfield.
- Played in 53 games for Lara in the Venezuelan Winter

# RANGEL RAVELO



League, batting .300 with 6 HR and 27 RBI.

- Batted .279 with 7 RBI in 17 Postseason games, finishing as a runner-up to Zulia.

## 2015

- Began the season on the disabled list at Nashville (AAA) after undergoing a partial ECU tendon repair on Mar. 13 with the surgery performed by Dr. Mark Leber at the Gateway Surgery Center in Phoenix.
- Reinstated from the DL on July 11 and transferred to Midland (AA).
- Played in 55 games for Lara in the Venezuelan Winter League, batting .380 with 8 HR and 38 RBI.
- Led the league with a .480 OBP, while ranking 2nd in SLG (.562) and walks (41) and 3rd in AVG (.380).

## 2014

- In his final season with the White Sox organization and his first at the Double-A level, he was named Birmingham Barons Player of the Year, while also being named to the Southern League Post-Season All-Star Team.
- Led the Southern League in 2B (37) and ranked among the league leaders in AVG (.309, 2nd), hits (147, 2nd), runs (72, 5th), TB (225, 3rd), OBP (.386, 5th) and SLG (.473, 5th).
- Posted the longest hitting streak in the Southern League at 26 games and the 3rd-longest in Barons team history...batted .382 (39-for-102) during the streak.
- Was on the Suspended List (fighting) from Aug. 1-3.
- Rated as the No. 10 prospect in the White Sox organization by Baseball America and as having the "Best Strike Zone Discipline".
- Played in 1 game for Escogido during the Dominican Winter League and went 0-for-2.

## 2013

- Played exclusively at first base, making 84 starts and committed only 6 errors for a .992 fielding percentage.
- Ranked 6th among White Sox farmhands in OBP (.388) and 7th in AVG (.299).
- Batted .857 (6-for-7) with 16 RBI in bases loaded situations.
- Was placed on the 7-day DL with a laceration on his left hand (April 23), and was reinstated on May 2.
- Returned to the 7-day disabled list on May 5 with a laceration on his left thumb, and was reinstated on May 18.

## 2010-12

- In **2012**, named to the South Atlantic League Mid-Season All-Star Team...was the starting third baseman for the North Squad but exited the game after getting hit by a Mike Foltyniewicz pitch in his first plate appearance...hit three doubles in a game vs. Lexington (May 18)...missed the final 2 months of the season after being placed on the Restricted List after leaving the team on July 5.
- Split **2011** between Bristol (R) and Kannapolis (A)...posted a 20-game hitting streak (July 6-30), batting .407 (33-for-81) during the streak...had a season-high 5 RBI at Rome (Aug. 30).
- In **2010**, made his professional debut with Bristol (R) and hit his first professional HR at Princeton (July 15) off Braulio Lara, a solo home run.

## PERSONAL

- Played high school baseball at Hialeah (Fla.) High School, the same high school which produced Major League players Bucky Dent, Charlie Hough and Alan Wiggins.
- Named First-Team All-Dade County by the Miami Herald.

# RANGEL RAVELO



## RANGEL RAVELO CAREER BATTING

Season	Team	League	W	L	ERA	G	GS	CG	SV	SVO	IP	H	R	ER	HR	HB	BB	SO	WHIP	AVG	AB	WP	GDP	TBF	NP/S
2011	GL	A(Full)	8	4	2.82	20	16	0	0	0	99.0	72	40	31	5	4	39	84	1.12	.198	363	10	4	415	767/573
2012	RC	A(Adv)	6	12	6.58	27	23	0	0	0	130.0	157	106	95	26	5	51	103	1.60	.300	524	11	11	587	1052/784
2013	GL	A(Full)	2	7	4.88	14	14	0	0	0	72.0	80	50	39	6	2	28	70	1.50	.273	293	7	1	329	624/470
2013	RC	A(Adv)	0	0	3.00	2	1	0	0	0	9.0	8	4	3	0	0	2	12	1.11	.235	34	0	0	36	68/58
2013	JUP	A(Adv)	4	3	3.22	10	10	1	0	0	50.1	45	19	18	5	1	21	42	1.31	.233	193	5	2	215	392/284
2013	3 Teams	Minors	6	10	4.11	26	25	1	0	0	131.1	133	73	60	11	3	51	124	1.40	.256	520	12	3	580	1084/812
2013	2 Teams	A(Adv)	4	3	3.19	12	11	1	0	0	59.1	53	23	21	5	1	23	54	1.28	.233	227	5	2	251	460/342
2014	WS	A(Adv)	1	1	4.26	2	2	0	0	0	12.2	13	7	6	1	1	3	9	1.26	.271	48	0	0	53	141/92
2014	JAX	AA	0	8	6.88	12	12	0	0	0	52.1	69	44	40	2	3	18	30	1.66	.314	220	6	3	246	815/526
2014	MTG	AA	0	1	8.00	2	2	0	0	0	9.0	11	8	8	2	0	2	6	1.44	.289	38	1	0	40	151/97
2014	BIR	AA	1	2	6.60	3	3	0	0	0	15.0	22	14	11	2	0	5	9	1.80	.349	63	0	1	71	252/161
2014	ALT	AA	0	2	4.32	6	5	0	0	0	33.1	40	18	16	5	0	10	21	1.50	.303	132	2	3	145	520/330
2014	5 Teams	Minors	2	14	5.96	25	24	0	0	0	122.1	155	91	81	12	4	38	75	1.58	.309	501	9	7	555	1879/1206
2014	4 Teams	AA	1	13	6.16	23	22	0	0	0	109.2	142	84	75	11	3	35	66	1.61	.313	453	9	7	502	1738/1114
2014	ALT	AA	8	1	2.79	13	13	0	0	0	77.1	72	27	24	4	2	19	49	1.18	.246	293	5	3	318	1115/778
2015	IND	AAA	5	1	2.55	10	10	0	0	0	60.0	49	18	17	6	3	15	50	1.07	.217	226	4	3	246	918/580
2015	2 Teams	Minors	13	2	2.69	23	23	0	0	0	137.1	121	45	41	10	5	34	99	1.13	.233	519	9	6	564	2033/1298
2017	IND	AAA	3	5	3.74	39	0	0	1	4	55.1	51	23	23	4	1	15	65	1.19	.242	211	5	5	229	857/562
2017	PIT	MLB	1	0	8.76	8	0	0	0	0	12.1	16	12	12	5	0	1	10	1.38	.308	52	2	0	54	208/134
Career		MLB	1	0	8.76	8	0	0	0	0	12.1	16	12	12	5	0	1	10	1.38	.308	52	2	0	54	208/134
Career		Minors	38	47	4.41	160	111	1	1	4	675.1	689	378	331	68	22	228	550	1.36	.261	2638	56	36	2930	7672/5235

## CAREER TRANSACTIONS

OPTIONS USED: 3/3

- 2010** Signed by CWS as an international free agent, June 16
- 2014** Acquired by OAK along with RHP Chris Bassitt, C Josh Phegley and INF Marcus Semien from CWS in exchange for RHPs Jeff Samardzija and Michael Ynoa, December 9
- 2017** Signed by STL as a minor league free agent, April 7
- 2021** Signed by LAD as a minor league free agent, January 9
- 2023** Signed by SD as a minor league free agent, February 8



# ALFONSO RIVAS



Height: 5-11      Bats: L  
Weight: 190      Throws: L

# 37

INF

al-fahn-zoh REE-vahs  
alfonsorivas

Full Name	Alfonso Rivas
Date of Birth	September 13, 1996 in Chula Vista, California
Current Residence	Austin, Texas
2023 Opening Day Age	26
MLB Service Time	1.009
MLB Debut	August 29, 2021 @ CWS (with CHC)
How Obtained	Signed as a minor league free agent on January 11, 2023
Contract Status	Signed through 2023

## QUICK HITS

- Made his Major League debut with the Cubs on Aug. 29, 2021 vs. the White Sox and collected his first Major League hit in his first at-bat, sending a first-pitch 98 mph fastball from Dylan Cease up the middle for a single.
- The Tijuana native has appeared in 119 Major League games over parts of the last 2 seasons, all with the Cubs, and has batted .247 with 6 doubles, 2 triples, 4 home runs, 28 RBI and 34 runs scored.

## 2022 SEASON

- Made the Cubs Opening Day roster and was optioned to Triple-A Iowa four times throughout the season.
- Made 92 appearances (73 starts) at first base for the Cubs, committing just 1 error in 642 total chances across 646.1 innings at first...also made 2 appearances in left field and 1 in right field.
- For the big league club, batted .235 (59-for-251) in 101 games with 5 doubles, 2 triples, 3 home runs, 27 runs scored and 25 RBI.
- Collected a ML career-high 3 hits with 1 HR on April 23 vs. PIT in CHC's 21-0 route of PIT...his 5 RBI tied a career high, as he collected 5 RBI nearly 2 months later, this time at PIT on June 22.
- Hit safely in a season and career-high 8 consecutive games with the Cubs from July 26-Aug. 31.
- Went hitless in his final 6 games and 11 plate appearances from Sept. 29-Oct. 5.
- Had 87 SO vs. 29 BB...among all NL hitters who had at least 280 plate appearances, his 3.30 plate appearances per strikeout ratio was the 11th-fewest.
- 57 of his 59 hits came vs. right-handed pitching (.257 AVG), as the lefty hit just .069 (2-for-29) vs. left-handers.
- With no runners on, he hit .215 (32-for-149)...with runners on, he hit .265 (27-for-102), including a .283 clip (17-for-60) with RISP.
- On 1st-pitch at-bats that got put in play, hit .619 (13-for-21).
- In his 26 games for Iowa, he hit .298 (28-for-94) with 6 doubles, 1 triple, 1 home run and 10 RBI.

## ACCOLADES

California League Mid-Season All-Star (2019, Stockton)

## 2021

- Made his debut in the Cubs' organization at Iowa (AAA), where he hit .284 (56-for-197) with 13 doubles, 4 home runs, 22 runs scored and 32 RBI in 58 games.
- Began the season on the IL before hitting safely in 41 of his 58 games played for Iowa from June 23-Aug. 27.
- Recalled by CHC on August 28 and made his Major League debut the following day, collecting his first Major League hit in his first at-bat after sending a first-pitch 98 mph fastball from CWS pitcher Dylan Cease up the middle for a single.
- Hit .318 (14-for-44) in 18 games for CHC before being placed on the Injured List with a season-ending right middle finger tendon injury.

## 2020

- Traded to CHC from OAK in January in exchange for 2B Tony Kemp.
- Did not play competitively due to the COVID-19 pandemic.

## 2019

- Split the season between the Single-A (Stockton) and Triple-A (Las Vegas) levels of the Oakland A's system...batted a combined .292 with 26 doubles, 4 triples and 9 home runs in 122 games.
- Prior to making the jump to AAA, Rivas hit .283 with 8 home runs in 114 games with Stockton, ranking 11th in the Cal League in AVG and fourth in walks (66)...earned Cal League Mid-Season All-Star honors.
- In 8 games with Las Vegas, he slashed .406/.441/.625 with 2 doubles, a triple and a home run for the Aviators...hit a 3-run homer as part of a 5-run third inning for the Aviators to help earn a Game 1 victory over the Sacramento River Cats in the Pacific Coast League semifinals...went 0-for-13 across the rest of the series in Games 2-5.
- Following the season, appeared in 15 games for the Mesa Solar Sox of the Arizona Fall League and hit .306 with 7 doubles and 7 RBI.

# ALFONSO RIVAS



## 2018

- Made his professional debut for Vermont (A) of the New York-Penn League in and hit .285 with 16 doubles, 1 triple, 1 home run, 28 RBI and 33 runs scored across 61 games played...hit safely in 43 of his 58 starts and finished fourth in the New York-Penn League in walks (36).
- Was voted as the 2018 Tom Racine MVP winner by Vermont Lake Monster fans, recognizing the team's MVP.

## PERSONAL

- Son of Sandra and Alfonso, and has three siblings: Sandra, Santiago and Angel...his sister, Sandra, played soccer at San Diego Christian College.
- Born on the side of Interstate 805 in San Diego on the way

to hospital after his mother went into labor in Tijuana.

- Family lived in Tijuana before moving to Chula Vista, Calif, when Alfonso was in the fourth grade.
- Graduated from La Jolla Country Day (CA) before attending the University of Arizona.
- At UA, Rivas hit .323 with 15 homers during his collegiate career...as a freshman in 2016, he appeared in 55 games, making 47 starts in the field and 18 appearances as a relief pitcher, recording two saves during the Wildcats' run to the CWS championship series.
- He was a First-Team All-Pac-12 Selection as a sophomore in 2017 and as a junior in 2018, and a Second-Team All-American as a sophomore (voted by the National Collegiate Baseball Writers Association).

## ALFONSO RIVAS CAREER BATTING

Season	Team	League	AVG	G	AB	R	H	2B	3B	HR	RBI	BB	SO	SB	CS	OBP	SLG	OPS	PA	HBP	SAC	SF	GIDP
2018	VER	A(Short)	.285	61	214	33	61	16	1	1	28	36	44	7	4	.397	.383	.780	257	5	0	2	1
2019	STK	A(Adv)	.283	114	431	60	122	24	3	8	55	66	113	2	2	.383	.408	.791	509	7	0	5	8
2019	LV	AAA	.406	8	32	2	13	2	1	1	5	2	7	0	0	.441	.625	1.066	34	0	0	0	0
2019	2 Teams	Minors	.292	122	463	62	135	26	4	9	60	68	120	2	2	.387	.423	.810	543	7	0	5	8
2021	IOW	AAA	.284	58	197	22	56	13	0	4	32	35	49	0	1	.405	.411	.816	237	5	0	0	9
2021	CHC	MLB	.318	18	44	7	14	1	0	1	3	4	16	0	0	.388	.409	.797	49	1	0	0	1
2022	IOW	AAA	.298	26	94	15	28	6	1	1	10	10	28	0	0	.368	.415	.783	106	1	0	1	1
2022	CHC	MLB	.235	101	251	27	59	5	2	3	25	29	87	6	1	.322	.307	.629	287	4	1	2	1
Career		MLB	.247	119	295	34	73	6	2	4	28	33	103	6	1	.331	.322	.653	336	5	1	2	2
Career		Minors	.289	267	968	132	280	61	6	15	130	149	241	9	7	.391	.411	.802	1143	18	0	8	19

## CAREER TRANSACTIONS

OPTIONS USED: 1/3

- 2018 Signed by OAK as a fourth round selection in the First-Year Player Draft, June 10
- 2020 Acquired by CHC from OAK in exchange for Tony Kemp, January 13.
- 2023 Signed by SD as a minor league free agent, January 11



# EGUY ROSARIO

Height: 5-9      Bats: R  
Weight: 200      Throws: R

# 10

INF

EGG-ee-ro-SAHR-ee-oh  
@Eguy\_Rosario  
paparosario01

Full Name	Eguy Rosario
Date of Birth	August 25, 1999 in Juan Baron, Dominican Republic
Current Residence	Juan Baron, Dominican Republic
2023 Opening Day Age	23
MLB Service Time	0.041
How Obtained	Signed as an international free agent on August 25, 2015
MLB Debut	August 26, 2022 at KC (w/SD)
Contract Status	Signed through 2023

## QUICK HITS

- Was transferred to the 60-Day Injured List on February 16, 2023 with a left-ankle fracture.. Broke his ankle earlier this offseason during sprint work over the winter. Slashed .242/.306/.272 in 11 games while playing for Aguilas in the Dominican Republic this winter and .136/.269/.136 in seven games for Santurce in the Puerto Rican Winter League.
- Entered 2023 rated as the Padres' No. 8 prospect in the Padres farm system by MLB Pipeline and No. 9 by *Baseball America* and *The Athletic*.
- Made his Major League debut on Aug. 26, 2022 @ Kansas City and collected his first Major League hit in his final appearance of the season on Sept. 11 vs. LAD. Overall, went 1-for-5 with a walk and 2 strikeouts across 7 games off the bench for the Padres in 2022.
- Led the Pacific Coast League with his 34 doubles and ranked among the top PCL bats in runs (4th), hits (4th), total bases (4th), home runs (9th), walks (9th) and stolen bases (10th).
- Garnered 2022 MiLB.com Organizational All-Star honors for the 2nd consecutive season and was tabbed a PCL Post-Season All-Star. Also earned PCL Player of the Week honors twice on July 3 and August 7.
- In 644 career MiLB games from 2016-22, he converted 137 of 198 stolen base attempts (69%).
- In an August 2019 game for Single-A Lake Elsinore, he led the Storm with 4 hits in a contest where the club scored in all 9 innings, becoming the 3rd team in California League history to achieve the feat, and the 1st to do so since 2010.
- At 17 years old in 2017 with Single-A Fort Wayne, he was the youngest player on a full-season roster, and at 18 years old with Lake Elsinore in 2018, he was the youngest player in the California League.

## 2022 SEASON

- The 23-year-old rookie completed his seventh professional season, spending the majority of the campaign with El Paso (AAA) while getting his first ML action with SD.
- Made his Major League debut on Aug. 26 at Kansas City and collected his first Major League hit in his final appearance of the season on Sept. 11 vs. LAD...went 1-for-5 with a walk and 2 strikeouts across 7 games off the bench.

## ACCOLADES

2x MiLB.com Organization All-Star (2021 & 2022, SD)

Pacific Coast League Post-Season All-Star (2022, SD)

2x Pacific Coast League Player of the Week (July 3 & Aug. 7, 2022, SD)

Arizona Fall League Rising Star (2021, Peoria)

- Defensively, logged seven innings between third base (4 G) and shortstop (2 G) with one appearance as the DH.
- Saw a career year at Triple-A El Paso where he matched his 2018 career high in games played (124), while tallying career marks in SLG (.508) runs (98), hits (141), doubles (34), home runs (22), RBIs (81) and walks (59)...paced the PCL with his 34 doubles and ranked among the top PCL bats in runs (4th), hits (4th), total bases (4th), home runs (9th), walks (9th) and stolen bases (10th).
- His 54 games (51 GS) at second base were his most since a career-high 101 games in 2018 at Single-A Lake Elsinore (99 GS)...also split time between shortstop (37 G) and third (35 G), totaling a .956 fielding percentage (20 E/459 TC) in 124 games.
- Garnered 2022 MiLB.com Organizational All-Star honors for the 2nd consecutive season and was tabbed a PCL Post-Season All-Star...also earned PCL Player of the Week honors on July 3 and August 7.

## 2021

- Spent all of 2021 with San Antonio (AA) and led Double-A Central in 2B (31) while ranking 2nd in total hits (114), 4th in at-bats (420), 5th in stolen bases (30), 9th in RBI (61), 10th in runs scored (65), T-10th in BB (49) and 11th in AVG (.281).
- Hit just .206 in his 19 May contests before hitting .303 in June, .316 in July, .270 in August and .292 in September.
- Collected 4 straight-multi-hit games twice during the campaign (July 4-8; .529, 9-for-17 and Aug. 20-24; .615, 8-for-13).
- Hit .357 (40-for-112) vs. LHP and .253 vs. RHP, but 9 of his 12 HR came against righties.
- Hit .364 with RISP (39-for-107) with 5 HR and 52 RBI.
- 226 of his 420 at-bats came batting third in the Missions' lineup, while he also hit 1st (91 at-bats), 5th (64), 6th (26) and 7th (13).

# EGUY ROSARIO



- Made 69 appearances at SS (67 starts), 38 app. at 2B (36 starts), 7 at 3B (all starts) and 3 as the DH (all starts).
- Played in 19 G for the Peoria Javelinas and hit .250 with 3 2B, 12 RBI and 9 runs scored, earning AFL Rising Star honors.

## 2020

- Did not appear in the Padres' 60-man player pool at their Alternate Training Site during the regular season.
- Played in 27 Venezuelan Winter League games for Bravos de Margarita, collecting 6 2B and 14 RBI at a .327 clip.

## 2019

- Spent the entire season with Lake Elsinore (A), hitting .278 (129-for-464) 25 2B, 8 3B, 7 HR, 72 RBI and 60 runs scored across 122 games played.
- Converted 21 of his 30 stolen base attempts (70%), 3rd-most on the Storm.
- Ranked in the Top 10 in the Cal League in a multitude of categories, including 6th in games played, triples and runs scored, 8th in at-bats and T-9th in doubles.
- After hitting .222 (43-for-194) in the first half of the season, hit .319 (86-for-270) the rest of the way.
- Hit in every slot in the Storm batting order, spending the most time in the 5 hole (41 G) at a .342 clip (55-for-161).

## 2018

- Spent the majority of the season with LE, collecting 28 2B, 1 3B, 9 HR, 47 RBI and 62 runs at a .237 clip (111-for-468).
- After hitting just 1 HR in 2017, recorded his 1st career multi-HR game in the 6th game of the year on April 10 @ Visalia.
- Got his first action at the Double-A level, joining San Antonio from July 13-15 and hit safely in 2 of his 3 games.
- Assigned back to LE on July 18 where he remained the rest of the season.

## 2017

- Played in an even 100 games between Fort Wayne (A) and the Rookie-Level Arizona League Padres, hitting a combined .246 (95-for-386) with 21 2B, 9 3B, 1 HR, 46 RBI and 51 runs scored.
- Swiped 17 bags in 22 attempts (77%) with FW and 16 in 23 attempts with the AZL Pads (70%).

## 2016

- Split his first professional season between the Dominican Summer League and AZL Pads, hitting a combined .346 (74-for-214) with 22 2B, 1 3B, 1 HR, 25 RBI and 45 runs scored across 60 games.
- Stole 22 bags in his 32 attempts (69%).

### EGUY ROSARIO CAREER BATTING

Season	Team	League	AVG	G	AB	R	H	2B	3B	HR	RBI	BB	SO	SB	CS	OBP	SLG	OPS	PA	HBP	SAC	SF	GIDP
2016	DSL PAD	ROK	.341	53	185	42	63	19	1	1	24	23	31	21	9	.421	.470	.891	216	5	0	3	4
2016	PAD	ROK	.379	7	29	3	11	3	0	0	1	2	7	1	1	.438	.483	.921	32	1	0	0	1
2016	2 Teams	Minors	.346	60	214	45	74	22	1	1	25	25	38	22	10	.423	.472	.895	248	6	0	3	5
2016	2 Teams	ROK	.346	60	214	45	74	22	1	1	25	25	38	22	10	.423	.472	.895	248	6	0	3	5
2017	SD2	ROK	.282	50	206	36	58	12	7	1	33	24	43	16	7	.363	.422	.785	234	3	0	1	4
2017	FW	A(Full)	.206	50	180	15	37	9	2	0	13	20	51	17	5	.296	.278	.574	204	3	1	0	4
2017	2 Teams	Minors	.246	100	386	51	95	21	9	1	46	44	94	33	12	.332	.355	.687	438	6	1	1	8
2018	LE	A(Adv)	.239	121	457	60	109	28	1	9	45	38	119	9	8	.307	.363	.670	505	8	0	2	9
2018	SA	AA	.182	3	11	2	2	0	0	0	2	2	5	1	0	.357	.182	.539	14	1	0	0	0
2018	2 Teams	Minors	.237	124	468	62	111	28	1	9	47	40	124	10	8	.308	.359	.667	519	9	0	2	9
2019	LE	A(Adv)	.278	122	464	60	129	25	8	7	42	37	103	21	9	.331	.412	.743	512	3	1	7	14
2021	SA	AA	.281	114	420	65	118	31	3	12	61	49	109	30	14	.360	.455	.815	481	6	0	5	6
2022	ELP	AAA	.288	124	490	98	141	34	4	22	81	59	109	21	8	.368	.508	.876	564	7	1	7	10
2022	SD	MLB	.200	7	5	0	1	0	0	0	0	1	2	0	0	.333	.200	.533	6	0	0	0	0
Career		MLB	.200	7	5	0	1	0	0	0	0	1	2	0	0	.333	.200	.533	6	0	0	0	0
Career		Minors	.274	644	2442	381	668	161	26	52	332	254	577	137	61	.348	.425	.773	2762	37	3	25	52

### CAREER TRANSACTIONS

OPTIONS USED: 1/3

2015 Signed by SD as an international free agent, August 25



# ANGEL SANCHEZ

NRI

Height: 6-1 Bats: R

Weight: 202 Throws: R

AHN-hell

angel\_sanchez59

# 78

RHP

Full Name	Angel Luis Sánchez
Date of Birth	November 28, 1989 in Tenares, Dominican Republic
Current Residence	Phoenix , Arizona
2023 Opening Day Age	33
MLB Service Time	0.040
MLB Debut	August 24, 2017 vs. LAD (with PIT)
How Obtained	Signed as a minor league free agent on January 20, 2023
Contract Status	Signed through 2023

## QUICK HITS

- After making 8 appearances in 2017 with PIT, he pitched 2 seasons in the Korean Baseball Organization (2018-19), 2 seasons in Nippon Professional Baseball (2020-21) and once in the Dominican Winter League (2022-23).
- Pitched for the Dominican Republic team in the 2020 Tokyo Olympic games, winning a bronze medal.
- Made his Major League debut on August 24, 2017 vs. LAD, opposite the team who signed him as an international free agent in 2010.
- Underwent Tommy John surgery on September 15, 2015, performed by Dr. Thomas Melhoff in Houston, Texas.

## 2022 SEASON

- Pitched in the Dominican Winter League for the Gigantes del Cibao, posting a 1.29 ERA in his four appearances (two starts).
- Was teammates on the club with OF Luis Liberato and former Padres, Webster Rivas and Ivan Castillo.

## 2021

- In his second season in the Japanese Nippon Professional Baseball (NPB) league with the Yomiuri Giants, made 14 appearances and went 5-5.
- Tossed 73.0 innings and struck out 54 batters against 23 walks...posted a 4.68 ERA (38 ER, 73.0 IP) with 317 batters faced.
- In his two seasons in the NPB (2020-21), Sanchez combined to go 13-9 in 29 appearances (.591 winning percentage) with a 3.81 ERA (68 ER, 160.2 IP)...he logged 113 strikeouts while walking 57.

## 2020

- After two seasons in the Korean Baseball Organization (KBO) from 2018-19, he joined the Japanese Nippon Professional Baseball (NPB) league in 2020 with the Yomiuri Giants.
- Pitched in 15 games for Yomiuri, posting an 8-4 record and 3.08 ERA (30 ER, 87.2 IP).

- Worked 87.2 innings, striking out 59 while walking 34 opposing batters.
- Pitched for the Dominican Republic team in the 2020 Tokyo Olympic games, winning a bronze medal.

## 2019

- In his second season in the Korean Baseball Organization (KBO), struck out 148 batters with a 2.62 ERA in 28 games for the Wyverns, logging a 17-5 record in 165.0 innings pitched.
- After allowing 50 extra-base hits (21 doubles, three triples, and 26 home runs) in 2018, he allowed just 22 extra-base hits in 2019 (18 doubles, 2 triples, and 2 home runs).
- Became a free agent following the 2019 season, and on December 6, 2019, he signed a multi-year contract with the Yomiuri Giants in Nippon Professional Baseball (NPB).
- Concluded his career in the KBO with a 3.68 ERA (127 ER, 310.1 IP) and 272 punchouts.

## 2018

- With the SK Wyverns (now known as the SSG Landers) in the Korean Baseball Organization (KBO), he went 8-8 and made 29 appearances (26 games started) for a 4.89 ERA (79 ER, 145.1 IP) and 1.38 WHIP.
- Punched out 124 batters while allowing 39 walks.
- Allowed 70 extra-base hits (21 doubles, two triples, and 26 home runs).
- Helped lead the Wyverns to claim the Korean Series Championship with the club in 2018.

## 2017

- Pitched exclusively in relief for the first time in his career, making a total of 45 appearances with 64.2 innings pitched between Triple-A Indianapolis and the Pirates' big-league club.
- Spent majority of season with Indianapolis, where he went 3-5 with 1 save and a 3.74 ERA in 39 relief appearances (23 ER, 55.1 IP)...fanned 65 with 15 walks allowed.
- Recorded his first professional save on June 18 @ Charlotte.
- Had contract purchased by the Pirates on August 23 and made Major League debut on August 24 vs. LAD.



# ANGEL SANCHEZ



- Gave up back-to-back homers to Yasmani Grandal and Adrian Gonzalez in his debut (2 ER, 2 IP).
- Pitched a big league career-high 2.1 innings in his fourth outing on September 7 vs. CHC.
- Was scored upon in each of his first six appearances with the Pirates...gave up five home runs in 9.1 IP.
- Escaped a bases-loaded, no-out situation and stranded his three inherited runners while winning his first Major League game in the final game of the season on October 1 @ WSH.
- Grounded out to first base in his first and only Major League plate appearance on October 1.
- Released by the Pirates on November 30.

## 2016

- Did not pitch and spent the season rehabbing from Tommy John surgery...was performed on September 15, 2015 by Dr. Thomas Melhoff in Houston, TX.

## 2015

- Tied for the second-most wins (13) among all Pirates farmhands in his first full season with the organization.
- Attended Spring Training with the Pirates in 2015 as a non-roster invitee...was Altoona's Opening Day starter in 2015 and tossed 6.0 scoreless innings in a no-decision on April 9 at Harrisburg (the most scoreless innings by a Curve pitcher in a season opener in team history).
- Began 2015 campaign with a 13.0-inning scoreless streak before allowing his first run on April 20...suffered his only loss with Altoona on May 7, 2015 after surrendering four runs in 6.0 innings vs. Richmond...tossed a career-high tying 8.0 innings while earning the win on May 24...went 6-0 over his final seven starts with Altoona in 2015 before being promoted to Indianapolis on June 18...won each of his first three decisions with Indianapolis to extend his overall win streak to nine between Double-A and Triple-A.
- Made his last appearance in a game on August 17, 2015 while pitching for Triple-A Indianapolis.

# ANGEL SANCHEZ



## 2011-14

- In **2014**, was claimed off waivers three times: first by the TB from MIA on June 13, the second by CWS from TB on July 2, and lastly claimed off waivers by PIT from CWS on July 31... was assigned to Double-A Altoona.
- In **2013**, was acquired by Marlins on July 31, 2013 as part of a 4-player trade that sent pitcher Ricky Nolasco to the Dodgers...tossed 6.0 hitless innings on July 22, 2013 at Clearwater in a combined no-hitter with Colby Suggs and James Nygren (was the second combined no-hitter in Jupiter's 16-year history).
- Made 27 appearances (23 starts) for Rancho Cucamonga (A) in **2012**, going 6-12 with a 6.58 ERA (95 ER, 130.0 IP) and 103 SO vs. 51 BB.
- Won 8 games during his first professional season in **2011** with the Great Lakes Loon.

## PERSONAL

- Graduated from the Universidad Autonoma de Santo Domingo in Santo Domingo, Dominican Republic.
- His wife's name is Delia Verdugo.
- Also played basketball while growing up.
- Lists Hall-of-Famer Pedro Martinez as his favorite childhood player.

# ANGEL SANCHEZ



## ANGEL SÁNCHEZ CAREER PITCHING

Season	Team	League	W	L	ERA	G	GS	CG	SV	SVO	IP	H	R	ER	HR	HB	BB	SO	WHIP	AVG	AB	WP	GDP	TBF	NP/S
2011	GL	A(Full)	8	4	2.82	20	16	0	0	0	99.0	72	40	31	5	4	39	84	1.12	.198	363	10	4	415	767/573
2012	RC	A(Adv)	6	12	6.58	27	23	0	0	0	130.0	157	106	95	26	5	51	103	1.60	.300	524	11	11	587	1052/784
2013	GL	A(Full)	2	7	4.88	14	14	0	0	0	72.0	80	50	39	6	2	28	70	1.50	.273	293	7	1	329	624/470
2013	RC	A(Adv)	0	0	3.00	2	1	0	0	0	9.0	8	4	3	0	0	2	12	1.11	.235	34	0	0	36	68/58
2013	JUP	A(Adv)	4	3	3.22	10	10	1	0	0	50.1	45	19	18	5	1	21	42	1.31	.233	193	5	2	215	392/284
2013	3 Teams	Minors	6	10	4.11	26	25	1	0	0	131.1	133	73	60	11	3	51	124	1.40	.256	520	12	3	580	1084/812
2013	2 Teams	A(Adv)	4	3	3.19	12	11	1	0	0	59.1	53	23	21	5	1	23	54	1.28	.233	227	5	2	251	460/342
2014	WS	A(Adv)	1	1	4.26	2	2	0	0	0	12.2	13	7	6	1	1	3	9	1.26	.271	48	0	0	53	141/92
2014	JAX	AA	0	8	6.88	12	12	0	0	0	52.1	69	44	40	2	3	18	30	1.66	.314	220	6	3	246	815/526
2014	MTG	AA	0	1	8.00	2	2	0	0	0	9.0	11	8	8	2	0	2	6	1.44	.289	38	1	0	40	151/97
2014	BIR	AA	1	2	6.60	3	3	0	0	0	15.0	22	14	11	2	0	5	9	1.80	.349	63	0	1	71	252/161
2014	ALT	AA	0	2	4.32	6	5	0	0	0	33.1	40	18	16	5	0	10	21	1.50	.303	132	2	3	145	520/330
2014	5 Teams	Minors	2	14	5.96	25	24	0	0	0	122.1	155	91	81	12	4	38	75	1.58	.309	501	9	7	555	1879/1206
2014	4 Teams	AA	1	13	6.16	23	22	0	0	0	109.2	142	84	75	11	3	35	66	1.61	.313	453	9	7	502	1738/1114
2014	ALT	AA	8	1	2.79	13	13	0	0	0	77.1	72	27	24	4	2	19	49	1.18	.246	293	5	3	318	1115/718
2015	IND	AAA	5	1	2.55	10	10	0	0	0	60.0	49	18	17	6	3	15	50	1.07	.217	226	4	3	246	918/580
2015	2 Teams	Minors	13	2	2.69	23	23	0	0	0	137.1	121	45	41	10	5	34	99	1.13	.233	519	9	6	564	2033/1298
2017	IND	AAA	3	5	3.74	39	0	0	1	4	55.1	51	23	23	4	1	15	65	1.19	.242	211	5	5	229	857/562
2017	PIT	MLB	1	0	8.76	8	0	0	0	0	12.1	16	12	12	5	0	1	10	1.38	.308	52	2	0	54	208/134
Career		MLB	1	0	8.76	8	0	0	0	0	12.1	16	12	12	5	0	1	10	1.38	.308	52	2	0	54	208/134
Career		Minors	38	47	4.41	160	111	1	1	4	675.1	689	378	331	68	22	228	550	1.36	.261	2638	56	36	2930	7672/5235

## KBO (KOREA)

Year	Team	ERA	WHIP	W	L	SV	H	BSV	G	GS	CG(SHO)	QS	TBF	NP	IP	R	ER	H	2B	3B	HR	SO	BB
2019	SK Wyverns	2.62	1.17	17	5	0	0	0	28	28	0 (0)	17	671	2538	165	51	48	151	18	2	2	148	42
2018	SK Wyverns	4.89	1.38	8	8	0	1	1	29	26	0 (0)	14	632	2467	145.1	90	79	161	21	3	26	124	39
Career	KBO	3.68	1.27	25	13	0	1		57		0 (0)		1303		310.1	141	127	312			28	272	81

## NPB (JAPAN)

Year	Team	G	W	L	SV	HLD	HP	CG	SHO	PCT	BF	IP	H	HR	BB	HB	SO	WP	BK	R	ER	ERA
2020	Yomiuri Giants	15	8	4	0	0	0	0	0	.667	363	87.2	74	8	34	0	59	0	0	35	30	3.08
2021	Yomiuri Giants	14	5	5	0	0	0	0	0	.500	317	73	82	13	23	3	54	2	1	40	38	4.68
Career	NPB	29	13	9	0	0	0	0	0	.591	680	160.2	156	21	57	3	113	2	1	75	68	3.81

## CAREER TRANSACTIONS

OPTIONS USED: 1/3

- 2010 Signed by LAD as an international free agent, July 12
- 2013 Acquired by MIA from LAD along with Steven Ames and Josh Wall in exchange for Ricky Nolasco, July 6
- 2014 Claimed off waivers by TB from MIA, June 13
- Claimed off waivers by CWS from TB, July 2
- Claimed off waivers by PIT from CWS, July 31
- 2023 Signed by SD as a minor league free agent, January 20



# MAX SCHROCK

NRI

Height: 5-9      Bats: L  
Weight: 189      Throws: R

# 80

INF

SHROCK  
@mschrock94  
mschrock94

Full Name	Max William Schrock
Date of Birth	October 12, 1994 in Tacoma, Washington
Current Residence	Cary, North Carolina
2023 Opening Day Age	28
MLB Service Time	1.107
MLB Debut	August 15, 2020 @ CWS (with STL)
How Obtained	Signed as a minor league free agent on December 19, 2022
Contract Status	Signed through 2023

## QUICK HITS

- 2023 Spring Training marks his sixth consecutive year in a big league camp.
- In 77 Major League games, has hit .256 (43-for-168) between the Cardinals (2020) and Reds (2021-22).
- During his first of 2 stints with CIN's big league squad in '22, he broke up Charlie Morton's no-hit bid with a leadoff single in the 7th inning on July 3 in CIN's 4-3 victory.
- On July 30, 2022 with Triple-A Louisville, the day before he was to be added to the Reds' Taxi Squad for a 10-game road trip, he suffered a right patella fracture when he fouled a pitch off his right knee...didn't play again the rest of the year.

## 2022 SEASON

- Missed the first 63 games of the season with a left calf strain suffered in a Spring Training game on April 3...went on the 60-day Injured List on Opening Day.
- At the time of his injury, his 14 hits ranked T-2nd among the Major League spring training leaders (finished T-7th)... finished spring training leading the team in hits, OBP (.630), OPS (1.456) and five 2-hit games...hit safely in each of his last six spring training apps and in 9 of his last 10 games.
- After 11 rehab appearances at Louisville (May 28-June 15), was reinstated on June 17 from the 60-day IL and joined CIN.
- Made his 13 appearances during two stints with CIN...from June 17-July 4, he hit .167 in 11 app. and 4 starts (4-for-24, 1 RBI, 1 walk)...from July 14-16 went 0-for-2 in a pair of PH app.
- Made his 4 starts for the Reds at 4 different positions -- at DH on June 26 @ SF (1-for-5), in LF on June 28 @ CHC (0-for-4), in RF on June 30 @ CHC (0-for-3, BB, R) and at 2B on July 3 vs. ATL (1-for-4).
- In the 15-7 loss on June 30 @ CHC made his fourth career pitching appearance (1.0 IP, 7 hits, 5 ER, 0 BB, 2 home runs, 26 pitches)...allowed a two-run HR to P.J. Higgins and a solo HR to Christopher Morel...became the second position player in Reds history to allow at least 7 hits and 5 runs in a pitching appearance (3B Buck Fausett, June 10 1944 vs. STL, 6.2 IP, 10 hits, and six runs).
- In the Reds' 4-3 walkoff win on July 3 vs. ATL, led off the seventh inning with a single that snapped Charlie Morton's no-hit bid.

## ACCOLADES

MiLB.com Organization All-Star (2017, OAK)

Texas League Mid and Post-Season All-Star (2017, Midland)

South Atlantic League Mid-Season All-Star (2016, Hagerstown)

South Atlantic League All-Star Game Top Star (2016, Hagerstown)

- While with LOU on July 30 vs. Columbus, the day before he was set to be added to the Reds' Taxi Squad for a 10-game road trip, suffered a right patella fracture when he fouled a pitch off his right knee...didn't play again the rest of the year.
- Was designated for assignment on August 29, when the Reds promoted RHP Chase Anderson to start that night's game vs STL...was released on August 30.


## 2021

- Hit .288 in 53 appearances and 28 starts during four stints with the Reds...played five games from April 16-22, seven games from May 20-31, 10 games from July 24-August 4, and 31 games from August 25 through the remainder of the season.
- Was promoted for the final time on August 25, when RHP Tejay Antone went on the 10-day injured list with a season-ending right elbow injury...in 31 appearances and 20 starts the rest of the season, he hit .275, including a .299 clip in his final 26 starts.
- Made 28 starts, including two at 1B, five at 2B, two at 3B, 18 in LF, and one in RF...were his first Major League appearances in the outfield.
- As a pinch hitter went 7-for-17 (.412/.474/.588)...his seven pinch hits ranked second on the team behind Tyler Stephenson's team-high nine pinch hits.
- From June 1-July 7 missed 34 games while on the Reds' 10-day injured list with a strained left calf...from June 27-July 7 hit .400 in seven rehab appearances for Louisville...on July 8 was returned from rehab, was reinstated from the 10-day IL and was optioned to Louisville.

## 2020

- Spent most of the season at the Cardinals' Alternate Training site and made his Major League debut, playing in 11 games.

# MAX SCHROCK



- Made all 11 of his appearances from August 5-28...was on the roster twice more, from September 16-17 and September 28-29, but did not play in a game.
- On August 15 made his Major League debut in a 6-3 Cardinals win at White Sox...started at second base in the nightcap of a doubleheader sweep...in the fifth inning, in his second career plate appearance, singled off Jimmy Cordero for his first Major League hit...singled again in his next plate appearance, in the sixth inning, off Jace Fry.
- Also made a pitching appearance...in the 14-2 loss to the Indians on August 28, threw 8 pitches in a perfect ninth inning (Tyler Naquin F8, Jordon Luplow FP2, Roberto Perez 6-3).
- Hit his 1st Major League homer in a 5-4 loss to the Cubs in the nightcap of a doubleheader at Wrigley Field on August 17 (solo off Kyle Ryan)...was the second of the Cardinals' only set of back-to-back HR all season, preceded by Brad Miller's HR.
- Following the season, on October 30, was claimed off waivers by the Cubs...on February 5, 2021 was designated for assignment by the Cubs, and on February 10, 2021 was claimed off waivers by the Reds.

## 2019

- Spent the season with Triple-A Memphis, landing three times on the 7-day injured list...played in 85 games, batting .275 (73-for-265) with 20 doubles, one triple, two homers, 31 RBI, 42 runs scored, and 37 walks drawn.
- His 12 stolen bases from Memphis ranked 2nd on the team, behind Adolis García's 14 SB.
- Made three stints on the Injured List in the campaign...on May 9, was placed on the 7-day injured list (retro: May 8), and he was reinstated on May 16.
- Placed on the 7-day injured list on June 8th and was reinstated on June 27...finally was placed on the 7-day IL on July 5 and reinstated on July 23.

## 2018

- Was invited to Major League Spring Training but injured his oblique on the first day of practice and did not appear in a game until exhibition games in Montréal.
- Batted .323 (30-93) during the month of April in Triple-A Memphis, leading the Redbirds in hits (30).

# MAX SCHROCK

NRI

- Played in 114 games, starting 76 at second base, 14 at third base and four in left field.
- Hit a three-run home run in his first game as a member of the Cardinals organization for Triple-A Memphis at Round Rock (April 5).
- Recorded two stolen bases in a game twice (at Round Rock April 9 & at Nashville September 1).
- Played in six Pacific Coast League playoff games batting .313 (5-for-16)...appeared in the Triple-A Championship game vs. Durham and recorded one at-bat.

## 2017

- Played in 106 games at Double-A Midland, starting 100 games at second base.
- Named to the Texas League All-Star South Squad as the starting second baseman...batted No. 5 in the lineup and was 2-for-3 with two runs scored in the South's 10-3 win.
- Named to the Texas League Post-Season All-Star Team.
- Ranked second among Texas League leaders in batting (.321, 4th) and on-base percentage (.379, 3rd).
- Led all Texas League second basemen in fielding percentage (.986), games (101), total chances (436), put outs (173), assists (257) and double plays (83).
- Posted a 35-game errorless streak from (April 26-June 25).
- Hit safely in 20 straight home games from April 9 to July 1 (.443, 35-for-79), leading the Texas League.
- Played in 10 Postseason games and batted .350 (14-40) with two doubles, two RBI and six runs scored, helping Midland to their fourth straight Texas League Championship
- Missed two and one-half weeks (May 31-June 17) of the season with a strained left hamstring.

## 2016

- Played for four different teams (Single-A Hagerstown, Single-A Potomac, Single-A Stockton, and Double-A Midland) during the 2016 season compiling a .331 batting average with 32 doubles, two triples, nine home runs and 71 RBI over 129 games.
- Led all of minor league baseball with 177 hits and ranked ninth in batting among all full-season minor league players...struck out only 42 times, averaging 13.7 plate appearances per strikeout.
- Tallied 57 multi-hit games, including career highs with two five-hit games (5-for-5, 5 RBI at Lakewood April 19 & 5-for-6 at Asheville on April 28).
- Named to the South Atlantic League All-Star Game North Squad as starting second baseman...went 2-for-3 with a double and two RBI in the game accounting for all the South's runs earning the Top Star of the game as MVP.
- Hit safely in his first 16 games (.427, 32-for-75) with Potomac,

marking the fourth-longest hitting streak in the Carolina League...had two streaks of seven consecutive multiple-hit games during the streak (June 25-July 2 & July 6-13).

- Was traded to the Oakland Athletics on August 25 in exchange for LHP Marc Rzepczynski and cash considerations.
- Played in eight Postseason games batting .235 (8-34) with five runs, three doubles and five RBI, helping Midland to their third straight Texas League Championship.
- Played for Mesa in the Arizona Fall League, batting .278 (15-54) with five doubles, a triple, 10 RBI and only two strikeouts in 54 total at-bats (the fewest strikeouts of any player with 25 or more at-bats).

## 2015

- Made his professional debut with Single-A Auburn and played in 46 games starting 30 at second base, 10 at shortstop, and one at third base.
- Posted an 11-game hitting streak from August 7-20 batting .364 (16-for-44) during the streak.
- Hit his first professional home run at State College (August 28) off Juan Perez...also tripled in the game, the only game of his career in which he homered and tripled in the same game.

## PERSONAL

- Parents are Bill and Julie Schrock...Max and his wife, Sarah, married in January 2018...the two have a daughter, Scarlett Lee Schrock, born on May 17, 2022.
- Graduated from Cardinal Gibbons High School in Raleigh, NC.
- Played for the Evoshield Canes Baseball AAU team that won the 2010 16-U World Wood Bat National Championship.
- From 2013-2015 played at the University of South Carolina, where he was a freshman teammate of senior pitcher Tyler Webb.
- In 2013, was an NCBWA freshman All-American...in 2015 was a second-team All-Southeastern Conference pick.

## MAX SCHROCK CAREER BATTING

Season	Team	League	AVG	G	AB	R	H	2B	3B	HR	RBI	BB	SO	SB	CS	OBP	SLG	OPS	PA	HBP	SAC	SF	GDP
2015	AUB	A(Short)	.308	46	172	31	53	10	4	2	14	13	16	2	1	.355	.448	.803	186	0	0	1	1
2016	HAG	A(Full)	.326	67	270	46	88	20	2	4	39	22	20	15	3	.381	.459	.840	299	4	0	3	7
2016	POT	A(Adv)	.341	54	232	30	79	11	0	5	29	9	22	7	2	.373	.453	.826	244	3	0	0	3
2016	STK	A(Adv)	.111	2	9	0	1	0	0	0	0	0	0	0	0	.111	.111	.222	9	0	0	0	1
2016	MID	AA	.391	6	23	3	9	1	0	0	3	0	0	0	1	.375	.435	.810	24	0	0	1	1
2016	4 Teams	Minors	.331	129	534	79	177	32	2	9	71	31	42	22	6	.373	.449	.822	576	7	0	4	12
2016	2 Teams	A(Adv)	.332	56	241	30	80	11	0	5	29	9	22	7	2	.364	.440	.804	253	3	0	0	4
2017	MID	AA	.321	106	417	55	134	19	1	7	46	34	42	4	2	.379	.422	.801	457	5	0	1	7
2018	MEM	AAA	.249	114	417	41	104	22	0	4	42	24	36	10	5	.296	.331	.627	457	7	1	8	3
2019	MEM	AAA	.275	85	265	42	73	20	1	2	31	37	49	12	2	.366	.381	.747	303	1	0	0	5
2020	STL	MLB	.176	11	17	1	3	0	0	1	1	0	6	0	0	.176	.353	.529	17	0	0	0	0
2021	LOU	AAA	.289	38	128	14	37	4	0	6	19	7	25	0	0	.333	.461	.794	138	2	0	1	2
2021	CIN	MLB	.288	53	125	19	36	7	2	3	14	8	24	1	1	.328	.448	.776	134	0	0	1	0
2022	LOU	AAA	.304	20	69	14	21	3	0	2	9	3	10	0	0	.342	.435	.777	73	1	0	0	0
2022	CIN	MLB	.154	13	26	1	4	0	0	0	1	1	6	0	0	.185	.154	.339	27	0	0	0	0
Career		MLB	.256	77	168	21	43	7	2	4	16	9	36	1	1	.292	.393	.685	178	0	0	1	0
Career		Minors	.299	538	2002	276	599	110	8	32	232	149	220	50	16	.352	.410	.762	2190	23	1	15	30

## CAREER TRANSACTIONS

OPTIONS USED: 3/3

- 2012 Selected by ARI in the 28th round in the First-Year Player Draft (did not sign)
- 2015 Signed by WSH as a 13th-round selection in the First-Year Player Draft, June 30
- 2016 Acquired by OAK in exchange for LHP Mark Rzepczynski and cash considerations, August 24
- 2017 Acquired by STL along with INF Yairo Muñoz in exchange for OF Stephen Piscotty, December 14
- 2020 Claimed off waivers by CHC, October 20
- 2021 Claimed off waivers by CIN, February 10
- 2022 Signed by SD as a minor league free agent, December 19



# CHANDLER SEAGLE

(R)

Height: 5-11    Bats: R  
Weight: 180    Throws: R

# 93

C

Full Name	Chandler Mackenzie Seagle
Date of Birth	May 23, 1996 in New Bern, North Carolina
Current Residence	New Bern, North Carolina
2023 Opening Day Age	26
MLB Service Time	0.000
How Obtained	Signed as a 30th round selection in the 2017 First-Year Player Draft on June 21
Contract Status	Signed through 2023

### QUICK HITS

- 2023 marks his first invite to ML camp as he enters his sixth professional season.
- In 2022, set career high marks in games played (73), runs scored (28), total hits (50), doubles (12), home runs (3), RBI (22), walks (24) and total bases (71).
- Defensively in 2022, notched career highs in starts (68), innings (602.1), chances (621) and putouts (567).
- Has nabbed 48% of attempted stolen bases against him across the last 2 seasons (56-of-118).
- After the 2020 minor league season was cancelled (COVID-19), Seagle joined his alma mater Appalachian State's coaching staff as a student assistant for the season.

### 2022 SEASON

- Played the entirety of his season with Double-A San Antonio for the second straight year, slashing .209/.288/.297 with 12 doubles, three home runs and 22 RBI across 73 games for the Missions...set career marks across all offensive categories.
- At home, hit .236 (26-for-110) and with four doubles, two home runs and nine RBI in 35 games...on the road, hit .186 (24-for-129) with eight doubles, a home run and 13 RBI across 38 contests.
- Saw his best offensive month in May, when he hit .264 (14-for-53) with 10 runs scored, three doubles, a home run and nine RBI.
- Across 12 games from April 20 to May 10, collected four doubles a home run and seven RBI at a .310 clip (13-for-42), including five consecutive games with a hit and three multi-hit efforts during the span.
- On June 3 vs. Tulsa, matched his single-game career high in hits (3) for the fourth time in his career when he went 3-for-3 with an RBI and walk...two weeks later, on June 18, eclipsed another career mark when he drove in four vs. Amarillo off his first and only grand slam.
- Turned in a .992 fielding percentage across a career-high 70 games (68 GS) behind the plate...also notched career marks in innings (602.1), total chances (621) and putouts (567).

### 2021

- In his first season at Double-A, hit .190 (30-for-158) with nine doubles, a home run and 14 RBI in 53 games for San Antonio.
- Behind the dish, turned in a .984 fielding percentage (8 E/498 TC) in 53 games (51 GS).
- Compiled a .344 average (11-for-32) over 11 games in June for his single-best month of production in his career (min. 5 G)...collected four of his nine doubles, his lone home run and seven of 14 RBI on the season...his five strikeouts were also a single-month career best (min. 5 G).
- Played in nine AZL games for Peoria...went 7-for-30 (.233) with a pair of doubles, a homer and seven RBI as a Javelina.

### 2019

- Split his 2019 campaign between the Rookie-Level AZL Padres 1 (27 G) and Single-A Fort Wayne (6 G), combining to hit .224 (26-for-116) with 11 doubles, one home run and 13 RBI in 33 games.
- With the AZL Padres 1, tallied a .223 average (21-for-94) with nine doubles, a homer and 11 RBI in 27 games before being promoted to Single-A Fort Wayne on Aug. 25.
- In his six games with Fort Wayne, went 5-for-22 at the dish (.227).
- Made a combined 32 starts behind the plate and tallied a .991 fielding percentage (3 E/348 TC) across 276.1 innings.

### 2018

- Began the season playing in 17 games for Single-A Tri-City... hit .213 (10-for-47) with two doubles and five RBI.
- Promoted to Single-A Fort Wayne on Aug. 17 and spent the remainder of the season playing in nine games for the TinCaps...went 1-for-24 (.042) with a pair of walks and 12 strikeouts.
- Made two appearances (2.0 IP) on the mound for Tri-City and allowed three runs on six hits with one strikeout in a pair of losses.
- Behind the plate, matched his career-best fielding percentage from 2017 (.995) after committing just one error across 219 total chances over a combined 187.0 innings between the Padres' Class-A teams.



# CHANDLER SEAGLE



## 2017

- Drafted by the Padres in the 30th round of the 2017 First-Year Player Draft out of Appalachian State University (Boone, NC).
- Split his rookie campaign between Single-A Tri-City (24 G) and Single-A Fort Wayne (10 G), combining to hit .209 (23-for-110) with five doubles, a home run and 12 RBI across 34 games.
- Registered the best fielding mark of his career (tied with 2018)...committed two errors in 373 chances across 289.0 innings in a combined 34 games (32 GS).

## PERSONAL

- Enjoys fishing in his free time.
- After the 2020 minor league season was cancelled (COVID-19), Seagle joined the Appalachian State coaching staff as a student assistant for the season.
- During his senior season in 2017, led the Sun Belt Conference in caught stealing percentage after throwing out 57 percent (18 of 42) of runners.
- Was a member of the Sun Belt Conference Commissioner's List (3.5+ GPA).
- Named the 2014 New Bern Sun Journal Player of the Year and was a two-time all-conference and all-area selection.

## CHANDLER SEAGLE CAREER BATTING

Season	Team	League	AVG	G	AB	R	H	2B	3B	HR	RBI	BB	SO	SB	CS	OBP	SLG	OPS	PA	HBP	SAC	SF	GIDP
2017	TRI	A(Short)	.229	24	83	7	19	4	0	1	8	6	21	1	1	.312	.313	.625	94	4	1	0	2
2017	FW	A(Full)	.148	10	27	1	4	1	0	0	4	0	12	0	0	.143	.185	.328	28	0	0	1	0
2017	2 Teams	Minors	.209	34	110	8	23	5	0	1	12	6	33	1	1	.273	.282	.555	122	4	1	1	2
2018	TRI	A(Short)	.213	17	47	6	10	2	0	0	5	8	16	2	0	.367	.255	.622	60	4	0	1	3
2018	FW	A(Full)	.042	9	24	0	1	0	0	0	0	2	12	0	0	.148	.042	.190	27	1	0	0	2
2018	2 Teams	Minors	.155	26	71	6	11	2	0	0	5	10	28	2	0	.299	.183	.482	87	5	0	1	5
2019	SD1	ROK	.223	27	94	14	21	9	0	1	11	12	29	1	0	.321	.351	.672	109	2	0	1	8
2019	FW	A(Full)	.227	6	22	4	5	2	0	0	2	0	5	0	0	.217	.318	.535	23	0	0	1	0
2019	2 Teams	Minors	.224	33	116	18	26	11	0	1	13	12	34	1	0	.303	.345	.648	132	2	0	2	8
2021	SA	AA	.190	53	158	24	30	9	0	1	14	7	45	0	1	.257	.266	.523	181	8	6	2	2
2022	SA	AA	.209	73	239	28	50	12	0	3	22	24	73	2	1	.288	.297	.585	275	3	8	1	14
Career		Minors	.202	219	694	84	140	39	0	6	66	59	213	6	3	.283	.284	.567	797	22	15	7	31

## CAREER TRANSACTIONS

OPTIONS USED: 0/3

2017 Signed by SD as a 30th-round selection in the First-Year Player Draft, June 21



# PEDRO SEVERINO

NRI

Height: 6-0      Bats: R  
Weight: 226      Throws: R

# 29

C

Full Name	Pedro Severino
Date of Birth	July 20, 1993 in Bona0, Dominican Republic
Current Residence	San Cristobal, Dominican Republic
2023 Opening Day Age	29
MLB Service Time	4.133
MLB Debut	September 20, 2015 vs. MIA (with WSH)
How Obtained	Signed as a minor league free agent on December 19, 2022
Contract Status	Signed through 2023

## QUICK HITS

- Severino's minor league deal with SD for the 2023 campaign will be his 4th different organization, spending 2011-18 with WSH, 2019-21 with BAL and 2022 with MIL.
- After serving an 80-game suspension after testing positive for the performance enhancing substance Clomiphene, Severino spent the majority of the season with Triple-A Nashville of the Milwaukee Brewers' system and hit safely in 28 of 37 games played, with the Sounds going 25-12 in games in which he appeared.
- In his first season with BAL in 2019, he became the first catcher in Orioles' franchise history to produce a 3-homer game in a 12-11 win on June 4 at TEX.

## 2022 SEASON

- After signing a 1-year Major League deal with MIL on November 29, 2021, he began the 2022 campaign on the restricted list and was suspended 80 games after testing positive for the performance-enhancing substance Clomiphene.
- Sent on a rehab assignment with Biloxi (AA) on June 17 and hit .435 (10-for-23) in 6 games before being transferred to Nashville (AAA) on June 24...played in 5 games for NAS before being reinstated by MIL from the restricted list on July 3 for the Brewers' 81st game of the season.
- Played in a total of 8 games for MIL, going 4-for-18 (.222) at the dish with 2 2B, 1 RBI, 3 BB and 7 SO.
- Designated for assignment on Aug. 3 before being outrighted to NAS on Aug. 5, where he slashed .348/.390/.565 with 12 XBH (8 2B, 4 HR), 14 RBI and 19 runs scored across 25 games played.
- Overall, Severino hit safely in 28 of his 37 games played with NAS, including 13 multi-hit efforts, and the club went 25-12 in games in which he appeared.

## 2021

- In his third and final season with BAL, he hit .248 (94-for-379) with 11 HR and 46 RBI in 113 games.
- Set career highs in games (113), at-bats (379), hits (94), doubles (18), RBI (46), walks (34), total bases (145) and extra-base hits (29).

## ACCOLADES

Eastern League Mid and Post-Season All-Star (2015, Harrisburg)

South Atlantic League Mid-Season All-Star (2013, Hagerstown)

- Made 106 starts (102 G at catcher, 4 G as the designated hitter)...the team had a 5.38 ERA when he caught (528 ER, 883.0 IP) and went 38-64 when he started behind the plate.
- Threw out 6 of 37 runners attempting to steal (16.2%).
- His 10 passed balls tied for the most in the American League lead (T-2nd in MLB).
- Hit 2 HR in a 4-3 win on July 30 at DET, his 2nd career multi-homer game.
- Posted a career-high 6 RBI in a 13-1 win on Aug. 26 vs. LAA...hit his 2nd career grand slam in that contest off Jake Petricka.
- Recorded a career-high 11-game hitting streak from Sept. 19-Oct. 3, batting .341 (14-for-41) with 1 HR and 6 RBI.
- Signed as a free agent with Milwaukee on Nov. 30.

## 2020

- Batted .250 with 5 HR and 21 RBI in 48 games with BAL in the shortened 2020 campaign.
- Made 42 starts (32 G at C, 10 G at DH)...the team had a 3.89 ERA when he caught (119 ER, 275.2 IP) and went 15-17 when he started behind the plate.
- Threw out 3 of 12 runners attempting to steal (25.0%).
- His 5 passed balls tied for most in the AL (T-2nd in MLB).
- Hit his 2nd career pinch-hit homer on Aug. 8 at WSH with a solo shot off Sean Doolittle.
- Notched his first career walk-off hit on Aug. 22 vs. BOS with an RBI-single in the 10th inning off Matt Barnes.
- Had 1 hit in his final 29 at-bats, bringing his season AVG from .292 down to .250.

## 2019

- Claimed off waivers by BAL from WSH on March 23 and made his first career Opening Day roster with the Orioles... hit .249 (76-for-305) with career highs in HR (13) and runs

# PEDRO SEVERINO

NRI



scored (37) with 44 RBI in 96 games.

- Made 83 starts (80 G at C, 3 G at DH)...the team had a 5.45 ERA when he caught (436 ER, 719.2 IP) and went 27-53 when he started behind the plate.
- Threw out 10-of-52 runners attempting to steal (19.2%).
- His 10 passed balls were second-most in the American League.
- Had four 4-hit games: May 25 at COL, July 25 at LAA, July 27 at LAA and Aug. 30 at KC...they are the only 4-hit games of his career...had three 4-RBI games: June 4 at TEX, July 27 at LAA and Aug. 24 vs. TB.
- Hit 3 HR with 4 RBI in a 12-11 win on June 4 at TEX...was his first career multi-homer game...became the first catcher in Orioles' franchise history to produce a 3-homer game.
- Belted his first career grand slam in a 7-1 win on Aug. 24 vs. TB off Austin Pruitt.

## 2018

- In his final season with WSH, batted .168 (32-for-190) with 2 HR and 15 RBI in 70 games.
- Had two stints with the ML team (April 2-July 8 and Sept. 1-end of season)
- Made 56 starts, all at catcher...the team had a 3.74 ERA

when he caught (213 ER, 512.0 IP) and went 25-31 when he started.

- Threw out 11-of-40 runners attempting to steal (27.5%)
- Batted .269 with 6 HR and 13 RBI in 33 games at Syracuse (AAA).
- Following the season played in 4 games for Aguilas in the Dominican Winter League.

## 2017

- Entered the season rated as the 9th-best prospect in the Nationals organization according to Baseball America.
- Had 5 separate stints with the ML team and batted .172 with 0 HR and 3 RBI in 17 games with WSH.
- Made 6 starts (5 G at C, 1 G at DH)...the team had a 4.34 ERA when he caught (27 ER, 56.0 IP) and went 2-3 when he started behind the plate.
- Batted .242 with 5 HR and 29 RBI in 59 games at Syracuse (AAA).
- Following the season played in 19 games for Aguilas in the Dominican Winter League (.273, 1 HR, 6 RBI).

## 2016

- Batted .321 with 2 HR and 4 RBI in 16 games with WSH and

# PEDRO SEVERINO

NRI



made 8 starts (all at catcher).

- Had three stints with the team, and pitchers had a had a 4.10 ERA when he caught (39 ER, 85.2 IP)...the club went 5-3 when he started.
- His first ML home run was a pinch-hit solo shot off Matt Carasiti on Aug. 17 at COL.
- Went 1-for-10 (2B) in 4 games during the NLDS vs. LAD.... started Games 1 and 4.
- Batted .271 with 2 HR and 21 RBI in 82 games at Syracuse (AAA).
- Following the season played in 6 games for Aguilas in the Dominican Winter League.

## 2015

- Batted .246 with 5 HR and 34 RBI in 91 games at Harrisburg (AA), earning Eastern League Mid and Post-Season All-Star honors.
- Contract was selected by the Nationals on Sept. 1.
- Appeared in 2 games with WSH, making his ML debut on Sept. 20 vs. MIA....produced a pinch-hit double off José Ureña in his first career plate appearance and later scored... remained in the game to catch.

- His other game with WSH was a start behind the plate on Oct. 4 at NYM.
- Following the season played in 23 games for Aguilas in the Dominican Winter League (.207, 2 HR, 4 RBI).

## 2011-14

- Played for Potomac (A) in **2014** and hit 15 doubles, 1 triple, 9 home runs, 36 RBI and 41 runs scored across 94 games played... following the season, played in 12 games for the Arizona Fall League with the Mesa Solar Sox (.250 AVG, 5 RBI).
- Earned South Atlantic League Mid-Season All-Star honors for Hagerstown (A) in **2013**, setting MiLB career highs in 2B (19) and RBI (45).
- Played with the Gulf Coast League Nationals in both 2011 and **2012**.

## PERSONAL

- Enjoys spending time on his ranch tending to horses, cows and chickens.

# PEDRO SEVERINO



## PEDRO SEVERINO CAREER BATTING

Season	Team	League	AVG	G	AB	R	H	2B	3B	HR	RBI	BB	SO	SB	CS	OBP	SLG	OPS	PA	HBP	SAC	SF	GIDP
2010	SPO	A(Short)	.250	63	252	42	63	19	0	4	23	28	46	8	3	.323	.373	.696	288	0	6	2	8
2011	HIC	A(Full)	.286	115	430	86	123	37	8	12	65	65	63	23	9	.390	.493	.883	516	11	6	4	7
2012	FRI	AA	.281	126	480	76	135	26	7	14	62	66	79	16	4	.368	.452	.820	562	5	2	9	11
2012	TEX	MLB	.176	9	17	2	3	2	0	1	2	0	4	0	0	.176	.471	.647	17	0	0	0	1
2013	RR	AAA	.278	37	144	27	40	7	2	4	19	21	24	6	1	.370	.438	.808	166	0	1	0	3
2013	TEX	MLB	.234	85	286	30	67	11	0	6	26	26	63	2	4	.308	.336	.644	324	5	6	1	1
2015	2 Teams	Minors	.256	12	43	2	11	2	0	1	6	2	11	0	0	.298	.372	.670	47	1	0	1	0
2015	HIC	A(Full)	.273	9	33	2	9	1	0	1	5	1	9	0	0	.314	.394	.708	35	1	0	0	0
2015	FRI	AA	.200	3	10	0	2	1	0	0	1	1	2	0	0	.250	.300	.550	12	0	0	1	0
2016	RR	AAA	.284	42	169	28	48	9	0	5	26	16	26	4	3	.356	.426	.782	189	3	1	0	5
2016	TEX	MLB	.239	90	272	35	65	6	3	5	20	30	61	2	1	.321	.338	.659	307	3	2	0	7
2017	RR	AAA	.287	87	327	50	94	25	0	7	45	43	33	5	0	.383	.428	.811	383	8	4	1	9
2017	TEX	MLB	.172	22	58	8	10	2	0	0	5	9	14	1	1	.294	.207	.501	70	1	2	0	0
2018	TEX	MLB	.254	146	524	82	133	35	6	20	77	54	88	10	0	.335	.458	.793	594	12	0	4	9
2019	OAK	MLB	.218	139	459	65	100	24	2	20	67	48	75	9	1	.301	.410	.711	518	8	0	3	12
2020	SD	MLB	.278	56	180	28	50	6	0	7	25	15	28	7	1	.343	.428	.771	202	4	1	2	1
2021	ELP	AAA	.100	3	10	1	1	0	0	0	0	4	1	0	0	.357	.100	.457	14	0	0	0	0
2021	SD	MLB	.227	137	353	47	80	17	2	4	33	49	65	10	5	.329	.320	.649	412	6	1	2	12
Career		MLB	.236	684	2149	297	508	103	13	63	255	231	398	41	13	.320	.384	.704	2444	39	12	12	43
Career		Minors	.278	485	1855	312	515	125	17	47	246	245	283	62	20	.367	.439	.806	2165	28	20	17	43

## WILD CARD

Season	Team	League	AVG	G	AB	R	H	2B	3B	HR	RBI	BB	SO	SB	CS	OBP	SLG	OPS	PA	HBP	SAC	SF	GIDP
2012	TEX	MLB	1.000	1	1	0	1	0	0	0	0	0	0	0	0	1.000	1.000	2.000	1	0	0	0	0
2019	OAK	MLB	.500	1	4	0	2	0	0	0	0	0	1	0	0	.500	.500	1.000	4	0	0	0	0
2020	SD	MLB	.571	3	7	1	4	0	0	0	0	0	1	0	0	.571	.571	1.143	7	0	0	0	0
Career	Multiple	MLB	.583	5	12	1	7	0	0	0	0	0	2	0	0	.583	.583	1.167	12	0	0	0	0

## DIVISION SERIES

Season	Team	League	AVG	G	AB	R	H	2B	3B	HR	RBI	BB	SO	SB	CS	OBP	SLG	OPS	PA	HBP	SAC	SF	GIDP
2020	SD	MLB	.000	3	8	0	0	0	0	0	0	0	1	0	0	.000	.000	.000	8	0	0	0	0

## POSTSEASON (COMBINED)

Season	Team	League	AVG	G	AB	R	H	2B	3B	HR	RBI	BB	SO	SB	CS	OBP	SLG	OPS	PA	HBP	SAC	SF	GIDP
2012	TEX	MLB	1.000	1	1	0	1	0	0	0	0	0	0	0	0	1.000	1.000	2.000	1	0	0	0	0
2019	OAK	MLB	.500	1	4	0	2	0	0	0	0	0	1	0	0	.500	.500	1.000	4	0	0	0	0
2020	SD	MLB	.267	6	15	1	4	0	0	0	0	0	2	0	0	.267	.267	.533	15	0	0	0	0
Career	Multiple	MLB	.350	8	20	1	7	0	0	0	0	0	3	0	0	.350	.350	.700	20	0	0	0	0

## CAREER TRANSACTIONS

OPTIONS USED: 3/3

- 2010 Signed by WSH as a international free agent, December 13
- 2019 Claimed off waivers by BAL from WSH, March 23
- 2021 Signed by MIL as a Major League free agent, November 29
- 2022 Signed by SD as a minor league free agent, December 19



# BLAKE SNELL

Height: 6-4      Bats: L  
Weight: 225      Throws: L

@snellzilla4

snellzilla4

# 4

LHP

Full Name	Blake Ashton Snell
Date of Birth	December 4, 1992 in Seattle, Washington
Current Residence	Lynnwood, Washington
2023 Opening Day Age	30
MLB Service Time	6.072
MLB Debut	April 23, 2016 at NYY (with TB)
How Obtained	Acquired from TB in a five-player trade on December 29, 2020
Contract Status	Signed through 2023

## QUICK HITS

**NL WEST KINDA GUY** From his rookie 2016 season through 2021, he posted an 8-0 record with a 2.22 ERA and .176 AVG in his 20 starts vs. the NL West. All 4 of Snell's career losing decisions vs. NL West opponents came in '22, going 4-4 with a 3.05 ERA vs. the division last season

**MORE NL WEST SUCCESS** Entered 2023 having made 32 career starts vs. NL West opponents, and his .192 opp. AVG was the 2nd-best mark of any ML pitcher since 1969 (min. 30 starts), trailing only Jacob deGrom (.174 in 45 career app - all starts). Using the same qualifications and timeframe, his .750 winning % (12-4) vs. the division was T-3rd best mark of any ML pitcher with Julio Urias, behind only Walker Buehler (.867) and Chris Carpenter (.778).

**SINCE '16** Among all ML pitchers who made at least 150 starts from Snell's debut season in '16 through '22, he ranked in the top 6 in HR/9 (0.96, 4th), H/9 (7.31, 6th), ERA (3.41, 6th) and opponents' AVG (.221, T-6th).

**CAN'T SPELL BLAKE WITHOUT THE K** In 2022, Snell posted the 2nd-highest SO/9 IP ratio (12.02) of his career, along with 5 double-digit strikeout performances. From 2018-22, he posted the 3rd-most double-digit strikeout games (23) among all ML left-handers, trailing only Robbie Ray (26) and Chris Sale (25).

**CY SNELL** Named the 2018 AL Cy Young Award winner in his age-25 season, becoming the youngest pitcher to win a Cy Young Award since LAD Clayton Kershaw (25) in 2013, and the youngest AL pitcher since SEA Félix Hernández (24) in 2010.

**AN ELITE COMBO** In his Cy Young season in '18, he led the AL in wins (21) and ERA (1.89), both TB club records. The last AL pitcher to match his combination of wins and ERA was NYY Ron Guidry in 1978 (25, 1.74).

**UP FOR THE CHALLENGE** In the 2020 Postseason with TB, he went 2-2 with a 3.03 ERA (10 ER, 29.2 IP), and while facing LAD in the World Series, he became the third left-handed pitcher to record nine-or-more strikeouts twice in a single Fall Classic, joining Sandy Koufax of the Dodgers (3x in 1965) and Hal Newhouser of the Detroit Tigers (2x in 1945).

## ACCOLADES

American League Cy Young (2018, TB)

American League All-Star (2018, TB)

American League ERA Champion (2018, TB)

American League Pitcher of the Month (Aug. & Sept. 2018, TB)

American League MVP Voting (finished 9th in 2018)

Warren Spahn Award (2018, TB)



*Blake Snell*

## 2022 SEASON

- Made 24 starts in 2022, tied with 2017 for the 3rd-most in his career...he posted the 2nd-highest SO/9 IP ratio of his career (12.02), his 2nd-lowest HR/9 IP ratio (0.77), his 2nd-lowest H/9 IP ratio (7.24) and his 2nd-highest first pitch strike percentage (64.6%).
- His 8 winning decisions were the 2nd-most of his career, trailing only his 21 from his 2018 Cy Young season...his 10 losing decisions were also a career high, ahead of the 8

# BLAKE SNELL



from his rookie 2016 season and in 2019 with Tampa Bay.

- In his 10 first half starts, he went 1-5 with a 5.22 ERA and .705 opponent OPS...in his 14 second half starts, he went 7-5 with a 2.19 ERA and .585 opponent OPS.
- Finished the season with a 3.38 ERA, it's lowest mark at any point in 2022.
- He was slated to start SD's 4th game of the season on April 10 @ ARI, but was scratched minutes before first pitch with a left adductor strain...placed on the 10-day IL on April 14, his only IL stint of the campaign...made 3 rehab starts before being reinstated and making his season debut on May 18 @ PHI.
- Snell started the season with the Padres losing each of his 1st 8 starts from May 18-July 1, going 0-5 with a 5.13 ERA (23 ER, 40.1 IP) with just 7 total runs of support.
- Earned his first winning decision in his 9th start of the season on July 8 vs. SF, the night the Padres debuted their City Connect uniforms, behind 6.0 innings of 1-run, 3-hit ball in SD's 6-3 victory.
- Posted double digit strikeouts in back-to-back games on July 1 @ LAD and July 8 vs. SF for the 5th time in his career... he's struck out 10+ in consecutive games a total of 4 times in his career...punched out 10+ in a career-high 3 straight last season (Aug 25-Sept 7).
- Overall in '22, he posted 5 double-digit strikeout games (July

1 @ LAD, July 8 vs. SF, Aug. 14 @ WSH, Sept. 5 vs. ARI and Sept 21 vs. STL)...since 2018, Snell has the 3rd-most double-digit strikeout games (23) among all ML left-handers, trailing only Robbie Ray (26) and Chris Sale (25).

- In his final start of the 1st half on Thurs., July 14 @ COL, his 3.2 IP tied his 2nd-shortest outing of the campaign (also: season debut, May 18 @ PHI)...his 6 walks were also a season high, trailing only his 7 on June 19, 2018 @ HOU while with TB...it's 1 of 18 six-walk outings in MLB this season, trailing only Dylan Cease's 7 walks on June 4 @ TB.
- Among all qualifying pitchers in the 2nd half, he ranked 2nd in SO/9 IP (12.12), behind only SF's Carlos Rodon (13.1)...he ranked 3rd in total strikeouts (105), behind only NYY's Gerrit Cole (110) and MIL's Brandon Woodruff (106), and 3 ahead of NYM's Jacob deGrom (102)...ranked 5th in ERA (2.19 ERA), behind only LAD's Julio Urias (1.26), ARI's Zac Gallen (1.62), STL's Jose Quintana (1.67) and LAA's Shohei Ohtani (1.73).
- Earned the winning decision in 3 straight starts from July 23-Aug. 3 to begin the second half, his 5th career winning streak of 3 in a row-or-longer...the other 4 streaks came during his 2018 Cy Young campaign with TB, highlighted by earning the win in 9 straight games from Aug 10-Sept 23.
- He has 8 career starts in which he's allowed 1 or 0 runs with 0 walks and 9+ puchouts in at least 6.0 innings of work, with 2 of those outings coming this season (Aug. 3 vs. COL and Aug. 14 @ WSH).

# BLAKE SNELL



- After allowing just 4 home runs in his 14 starts from May 31-Aug. 19, Snell allowed a career-high-tying 3 HR for the 3rd time in his career on Aug 24 vs. CLE, and for the first time since March 28, 2019 vs. HOU while with TB...his 0.48 HR/9 IP ratio from May 31-Aug 19 was tied for the 5th-lowest in the Majors among all qualifying starting pitchers...and his current 0.77 HR/9 IP ratio on the season was below his career average 0.96 HR/9 IP.
- Faced off against the Giants for the 3rd time in '22 on Aug 30 at SF, and posted his 18th career start of 6.0+ shutout innings and his 3rd of the campaign (also: Aug 14 @ WSH and Sept 21 vs. STL)...he was 1 of 16 hurlers to make at least 3 starts vs. the Giants this season, and his 1.02 ERA ranked 3rd, behind only MIL's Corbin Burnes (0.82) and LAD's Julio Urias (0.90).
- He posted a career-high 20.0 consecutive scoreless innings across parts of his final 4 starts from Sept. 16-October 2...it was the longest scoreless-inning streak by an SD hurler in '22, and the Padres were the only team in the Majors this season with 4 different starters to have a 15.0+ scoreless IP streak -- Yu Darvish (16.0), Joe Musgrove (16.0) and MacKenzie Gore (16.0)...the last time the Padres had multiple SP with 15.0 scoreless inning streaks in the same season was in 2010, when Jon Garland, Mat Latos and Wade LeBlanc combined for 6 such streaks.
- Tossed season highs in IP in back-to-back starts on Sept 16 at ARI and Sept. 21 vs. STL...in the Sept. 16 start at Chase Field, his 95 pitches thrown where his fewest to ever get through 7.0 innings...he received 11 runs of support in SD's 12-3 victory, the 2nd-most an SD hurler has received this season (behind only Sean Manaea's 13 on June 8 @ NYM)... and he was the only SD hurler to receive double digit runs of support in multiple outings in '22 (10 on July 29 vs. MIN).
- Including his 3.0 scoreless innings from his Sept 16 start in the 4th-7th innings, he contributed 11.0 scoreless innings to the Friars' 31.2 consecutive scoreless innings from Sept 16-22...it was the longest scoreless streak by a starting staff in the Majors in '22, and it was 1.2 IP shy of the club record (33.1 IP from July 28-Aug 1, 1984).
- The Padres allowed just 1 run in 4 games from Sept 17-21, the 1st club to allow no more than 1 run over a 4-game span while striking out 40+ batters in MLB history.
- In his Sept. 21 start vs. STL at Petco Park, he punched out a career-high-tying 13 Cardinals for the 4th time behind the 2nd-most pitches in his career (117) in SD's 1-0 victory... it was his 9th career outing of 7.0 shutout innings while allowing 2 hits-or-fewer.
- Faced LAD for the 3rd and final time in the regular season on Sept. 27, tossing 5.0 shutout innings of 1-hit ball...among all active ML pitchers at the end of the 2022 season who have made at least 12 career starts vs. the Dodgers (regular + Postseason), his 2.45 ERA and .187 opponent AVG both ranked 1st.
- He's the only hurler to have ever made at least 5 career starts vs. ARI and have a sub-1.00 ERA (0.84), and his .142 opponents' AVG across his 7 career starts vs. ARI also





ranked first all-time...his 0.84 ERA vs. ARI at the end of the '22 season ranked 1st all-time ahead of Johan Santana (1.25), Julio Urias (1.38) and Jacob deGrom (1.40).

- From 2016-21, he posted an 8-0 record with a 2.22 ERA and .176 AVG in his 20 starts vs. the NL West...all 4 of Snell's career losing decisions vs. NL West opponents came in '22 (June 19 @ COL, Aug. 8 vs. SF, Sept. 5 vs. ARI and Sept 10 vs. LAD)...vs. the division in '22, he went 4-4 with a 3.05 ERA and .217 opp. AVG.
- Snell contributed 11 quality outings to the Padres' NL-leading 84 quality starts, 10 behind HOU's 94 for most in the Majors...it was 9 more quality outings than the next-closest NL team (PHI's 75).
- Snell faced just 97 lefties compared to 438 righties...10 of his 11 HR allowed and 40 of his 46 extra-base hits allowed came vs. RHH...but Snell limited righties to a .213 AVG while lefties hit .233.
- Snell posted exactly a 1.88 ERA (5 ER, 24.0 IP) in both the 1st, 2nd innings and 3rd innings, followed by a 6.35 ERA (16 ER, 22.2 IP) in the 4th and a 6.27 ERA in the 5th (13 ER, 18.2 IP)...he worked into the 6th in 14 starts (2.84 ERA) and through the 7th twice (scoreless).
- 30 of his 60 runs of support came in 3 outings (July 29 vs. MIN, Aug 3 vs. COL and Sept 16 @ ARI...he's received 1

run-or-fewer in 13 of his 24 starts, including 6 outings with 0 runs of support.

- The first time thru the lineup, opponents hit .165 with a .484 OPS, the 2nd time thru - .228 with a .716 OPS, and the 3rd time thru - .301 with a .784 OPS.
  - Per Statcast, Snell relied on 4 pitches: 4-Seam Fastball (55.5%), Slider (24.3%), Curveball (15.1%) and Changeup (5%)
  - His 32.8 whiff% ranked in the 90th percentile while the 2,434 rpm spin rate on his 4-seamer ranked in the 91st percentile...his 32.0 K% ranked in the 92nd percentile.
  - His 9.5 BB% ranked in the 27th percentile...he posted a 5.58 BB/9 IP ratio in his 1st 10 half starts, and a 2.31 BB/9 IP ratio across his 14 2nd-half starts.
- POSTSEASON:** Made his NL debut in the Postseason after reaching the NLDS with TB in '19 and the World Series in '20, going 2-0 with a 4.61 ERA (7 ER, 13.2 IP), .264 opp. AVG and 1.68 WHIP.
- Started Game 2 of the Wild Card Series at NYM on Oct 8 vs. NYM and did not factor into SD's 7-3 defeat...his 3.1 IP tied for the shortest outing of his Postseason career (also: his Postseason debut on Oct. 5, 2019 @ HOU)...he walked a Postseason career-high 6, allowing 2 runs on 4 hits.

# BLAKE SNELL

- Earned the win and gave SD the 2-1 series advantage in Game 3 of the NLDS vs. LAD on Oct. 14 at Petco Park, allowing 1 run on 5 hits with 6 strikeouts across 5.1 IP in SD's 2-1 victory.
- Started Game 2 of the NLCS vs. PHI on Oct. 19 at Petco Park and earned the win in SD's 8-5 victory, tossing 5.0 innings of 4-run ball on 5 hits and 1 walk with 6 strikeouts.

## 2021

- In his first season in SD, he ranked 3rd on the SD staff in starts (27), IP (128.2) and strikeouts (170), while his 7 wins T-3rd-most.
- His .158 opponents' AVG at Petco Park tied with MIL's Freddy Peralta for the lowest clip at home in the majors (min. 12 starts) while his 2.50 home ERA ranked 8th in the NL and 10th in the majors.
- His 6.12 ERA on the road was 2nd-highest in the majors (min. 15 starts) while his .272 opp. AVG was 6th-highest in the NL and 11th-highest in MLB.
- Allowed 2 earned runs-or-fewer in 7 of his first 9 starts from April 2-May 18 (3.79 ERA) but factored into just 1 contest, a winning decision on May 1 vs. SF.
- Allowed a career-high-tying 7 earned runs 3 times (May 30 @ HOU, June 16 @ COL and July 28 vs. OAK).
- Was the only NL pitcher and 1 of 2 pitchers in the Majors (also: CWS Carlos Rodon) with 3 outings of 7.0+ IP with 1 hit-or-fewer in '21 (June 4 vs. NYM, Aug. 31 @ ARI and Sept. 7 vs. LAA).
- Finished the first half with 9.0-combined scoreless IP across his final 2 outings (June 22 vs. LAD and July 4 @ PHI).
- His 5 starts vs. LAD were the most he made against any team in '21...he went 1-0 with a 1.90 ERA (5 ER, 23.2 IP), 0.97 WHIP and .188 opp. AVG.
- 15 of his 27 starts came vs. the NL West, going 4-0 with a 2.87 ERA (24 ER, 75.1 IP), .197 opp. AVG and 1.19 WHIP.
- Among all ML pitchers who made at least 20 starts vs. the NL West from 1969-2021, Snell's 2.22 ERA vs. the division ranked T-4th with Oil Can Boyd, trailing only Jacob deGrom (1.85), Johan Santana (1.93) and Roger Clemens (2.20)...his .176 opp. AVG vs. the division ranked T-1st with deGrom.
- In the 2nd half, allowed 2 earned runs-or-fewer in 8 of his 11 starts, going 4-3 with a .180 opp. AVG and 1.05 WHIP.
- Earned the winning decision in consecutive starts just once in '21 (Aug. 3 @ OAK and Aug. 8 vs. ARI).
- Struck out a career-high-tying 13 batters on Aug. 8 vs. ARI, allowing just 2 hits and 0 runs in SD's 2-0 victory.
- On Aug. 25 vs. LAD, tossed career highs in IP (7.2) and total pitches (122), allowing just 1 run (Will Smith solo HR in the 8th) in SD's eventual 5-3 defeat in 16 innings.
- In his next start on Aug. 31 @ ARI, was hitless and a struck out 10 across 7.0 IP in SD's 3-0 victory...including Joe

Musgrove's no-hitter on April 9 @ TEX, the only other hitless start across at least 7.0 IP in franchise history was Clay Kirby's 8.0-hitless innings on July 21, 1970 vs. NYM.

- Took a perfect game into the 7th inning on Sept. 7 vs. LAA before walking 2 batters and allowing a 2-out, 2-run single to Jo Adell on his 96th pitch...he struck out 11, marking the first time in his career he's posted 3 consecutive double-digit strikeout performances.
- Snell's 13.0 consecutive hitless innings from Aug. 31 to Sept. 7 set a franchise record for any pitcher (starter or reliever), passing Bill Laxton's 12.1 consecutive hitless frames in July-August 1974...the previous longest streak by a SD starter was 11.0 IP, done 3x (Steve Arlin in July 1972, Bruce Hurst in April 1989 and Chris Young in Sept. 2006).
- The 42 consecutive batters retired over a span of 46 plate appearances was the 2nd-longest streak in the majors in '21, behind only Carlos Rodon (50 from April 5-20).
- He eclipsed the 100-pitch plateau in 6 of his final 8 outings from Aug. 3-Sept. 12, tossing 92 on Aug. 20 vs. PHI and 11 on Sept. 12 @ LAD...left his Sept. 12 start @ LAD after just 0.2 IP due to a left adductor strain, finishing the season on the 10-day IL, 1 of his 3 stints on the 10-day IL in '21.
- On the season, he received 2 runs of support-or-fewer in 17 of 27 starts, including 1-or-fewer in 13 and 0 runs 8 times...his 3.64 run support average was 3rd-lowest among all NL pitchers (min. 120.0 IP) and 10th-lowest among all ML hurlers.
- LHH had just 7 XBH against him and hit .144 (16-111), T-6th-lowest clip in the majors (min. 120 batters faced)...RHH had 36 XBH against him and hit .235 (85-361).

## 2020

- Yielded 3 runs-or-fewer in 10 of 11 starts and 2 runs-or-fewer in 7 of 11 in the shortened 2020 campaign.
- Averaged just over 4.1 IP per start, using his first 3 starts as a continuation of the summer camp build up...went 2 IP, 3 IP and 3 IP in his first 3 starts, then recorded between 15-17 outs in each of his final 8 starts (from Aug 12-Sep 22).
- Only faced 23 batters the third time through the lineup...went fewer than 6.0 IP in 14 consecutive starts beginning on Sep 17, 2019 at LAD, when he returned from arthroscopic surgery to remove loose bodies from his left elbow...was 1 of 6 pitchers in the Majors to make at least 10 starts and go fewer than 6.0 IP in all of them.
- His 11.34 SO/9 IP ratio ranked 5th in the AL (min. 50.0 IP)...he struck out 31.0% of batters faced, the best mark among left-handed pitchers in the majors...walked 8.9% of hitters, the lowest rate of his career.
- Allowed 10 HR for a 1.80 HR/9 IP ratio, the 5th-highest in the AL (min. 50.0 IP), after yielding 14 HR in 107.0 IP in 2019...29.4 pct. of his fly balls were homers, the highest rate in the majors...allowed multiple homers in 4 of his 11 starts...yielded 3 HR against lefties, compared to 5 total HR vs. LHB from 2016-19.

# BLAKE SNELL



- 50.8% of his balls in play were grounders, which would have ranked 5th in the AL if he qualified...increased his grounder rate from 38.6 pct. in 2019 and 42.5 % from 2016-19.
- His avg. fastball velocity, according to FanGraphs, was 95.1 mph, 6th in the AL (min. 50 IP).
- Held opponents to a .132 AVG (5-for-38) in at-bats ending with his curveball, 5th in the AL (min. 25 AB), according to Statcast
- Opponents hit .033 (1-for-30) with 17 SO in at-bats ending with his slider.
- His first three interleague innings were scoreless, extending his scoreless streak to 35.2 IP... this was the longest in interleague history, passing TOR/MIA Henderson Alvarez III (31.0 IP) in 2012-14...the streak was snapped on a solo homer by MIA Corey Dickerson, his first interleague run allowed since a Ronald Acuña Jr. homer on May 8, 2018 vs. ATL.
- Made his 4th consecutive Opening Day roster, all as part of the starting rotation.

**POSTSEASON:** Went 2-2 with a 3.03 ERA (10 ER, 29.2 IP) in 6 Postseason starts, limiting the opposition to a .194 AVG and allowing 2 earned runs-or-fewer in 5 of his 6 outings.

- Allowed just 1 hit across 5.2-scoreless IP in TB's 3-1 Wild Card victory vs. TB.
- While facing the Los Angeles Dodgers in the World Series, he became the 3rd LHP to record 9-or-more strikeouts twice in a single Fall Classic, joining Sandy Koufax of the Dodgers

(3x in '65) and Hal Newhouser of the Detroit Tigers (2x in '45).

## 2019

- In the season following his AL Cy Young Award, was limited to 23 starts due to 2 stints on the injured list...missed a start while on the 10-day IL from April 14-24 (fractured right fourth toe), and nearly two months toward the end of the season... underwent arthroscopic surgery to remove loose bodies from his left elbow on July 29, performed by Dr. Koco Eaton in St. Petersburg.
- Reinstated from his second injury on Sep 17 and made 3 starts spanning 6.0 IP after his return, yielding 3 runs and recording 11 SO...made two rehab starts for Triple-A Durham in the International League Postseason.
- His 12.36 SO/9 IP ratio ranked 4th in the majors and 3rd in the AL (min. 100.0 IP)...threw first-pitch strikes to 67.8% of batters faced, 4th in the AL, compared to 57.1% in 2018...17.7 pct. of his pitches were swings-and-misses, highest mark in the majors, ahead of HOU Gerrit Cole (16.8).
- His avg. fastball velocity was 95.6 mph, 2nd in the AL (min. 100 IP) behind HOU Gerrit Cole (97.2), according to FanGraphs.
- In *Baseball America's* annual Best Tools survey of major league managers, coaches and executives, was ranked as having the AL's 3rd-best curveball behind Charlie Morton

# BLAKE SNELL

and CLE Trevor Bauer.

- On March 21, signed a five-year, \$50 million contract, the largest in Major League history for a pitcher before reaching arbitration.
- His Opening Day start was opposite HOU Justin Verlander, who finished 2nd to Snell in the 2018 AL Cy Young Award voting and made his 11th Opening Day assignment...it was the fourth time since the Cy Young Award was introduced in 1956 that a reigning winner faced the runner-up on Opening Day.

**POSTSEASON:** Started Game 2 of the ALDS at HOU and took the loss, but his only run allowed in 3.1 IP was a solo HR to Alex Bregman in the 4th...pitched in relief in Games 4 and 5...in Game 4 vs. HOU, entered with 1 out in the 9th inning and the potential game-tying run at the plate, and got a Yordan Álvarez swinging strikeout and a Yuli Gurriel groundout for the save.

- Became the second Rays pitcher to record his first career save in the Postseason, following David Price in Game 7 of the 2008 ALCS vs. BOS...according to Stats LLC, he became the second pitcher to have his first career relief appearance (regular season or Postseason) end with a save in the Postseason, joining ATL's John Smoltz in Game 2 of the 1999 NLCS vs. NYM.

## 2018

- Named the AL Cy Young Award winner by the BBWAA in his age-25 season...became the youngest pitcher to win a Cy Young Award since LAD Clayton Kershaw (25) in 2013, and the youngest AL pitcher since SEA Félix Hernández (24) in 2010...his 180.2 IP were the fewest ever for a Cy Young Award-winning starting pitcher over a full season.
- Only 2 pitchers have won the AL Cy Young and appeared in fewer career games than Snell (74) at the time of their award: BOS Roger Clemens in 1986 and OAK Vida Blue in 1971.
- Won the 2018 Warren Spahn Award as the majors' top left-handed pitcher, based on wins, ERA and strikeouts.
- Led the AL outright in wins (21) and ERA (1.89)...the last AL pitcher to match his combination of wins and ERA was NYY Ron Guidry (25, 1.74) in 1978...since the advent of the designated hitter in 1973, he was only the third AL pitcher to record at least 20 wins and a sub-2.00 ERA, along with Guidry and BOS Roger Clemens (21, 1.93) in 1990...his ERA ranked 3rd in the AL in the DH era, behind a pair of unanimous Cy Young winners: Guidry in 1978 and BOS Pedro Martínez (1.74) in 2000.
- In the live ball era (1920), only three other pitchers age 25-or-younger achieved his combination of 21 wins and a 1.89 ERA: NYM Dwight Gooden (24, 1.53) in 1985, OAK Vida Blue (24, 1.82) in 1971 and DET Hal Newhouser (25, 1.81) in 1945.
- Was the Majors' youngest 21-game winner since LAD's Clayton Kershaw in 2011 and the AL's youngest since OAK's Barry Zito in 2002.
- Yielded 2 runs-or-fewer in 27 of 31 starts, the most such starts by an AL pitcher in the DH era, ahead of NYY Ron Guidry (26) in 1978...allowed 1 run-or-fewer in 21 starts, the most by an AL non-opener in the DH era ahead of TOR Roger Clemens (20) in 1997.
- Also ranked among AL leaders in WHIP (0.97, 2nd), HR/9 IP ratio (0.80, 3rd) and SO/9 IP ratio (11.01, 4th)...according to Baseball Reference, led AL pitchers with a 7.5 WAR...according to FanGraphs, averaged 95.8 mph on his fastball (3rd in the AL) and 15.1% of his pitches were swings and misses (2nd in the AL).
- 12 of his 31 starts came against the 5 AL Postseason teams—the Red Sox (4), Yankees (3), Indians (2), Astros (2) and Athletics (1)...in these 12 starts, he went 9-2 with a 2.00 ERA (72-IP, 16-ER), including 8 starts allowing 1 run-or-fewer, while all other pitchers compiled a 4.84 ERA vs. these clubs...went 3-0 with a 1.08 ERA (3 ER, 25.0 IP) in 4 starts against the Red Sox.
- Won 9 consecutive starts from Aug 10–Sep 23, the only pitcher in the Majors to do so in '18...over that stretch, posted a 1.03 ERA (52.2 IP, 6 ER) and 74 SO...according to Stats LLC, the only other pitchers in ML history to match or exceed those numbers over a 9-start span are MIN Johan Santana in 2004 and STL Bob Gibson in 1968, both unanimous Cy Young Award winners.
- Went 10-1 at home with a 1.27 ERA—the lowest home ERA by an AL pitcher since CAL Nolan Ryan (1.07) in 1972.
- Faced his childhood idol, Félix Hernández, in consecutive starts from June 3-9, and went 1-0 with a 0.75 ERA (12.0 IP, 2 R/1 ER)...in the first of these starts, pitched in front of family and friends in his first career start at Safeco Field.
- On June 3 at SEA, struck out his first seven batters faced, tying an AL record...joined CWS' Carlos Rodón on Sep 30, 2016 vs. MIN and CWS' Joe Cowley on May 28, 1986 at TEX...his 7 consecutive strikeouts to start the game fell 1 shy of tying a modern ML record.
- Replaced CLE's Corey Kluber on the AL All-Star roster... was the first selection of his career...was the third pitcher used by the AL and tossed 1.2 IP, yielding a homer to Willson Contreras on the first pitch of his outing...struck out Nolan Arenado, Matt Kemp and Bryce Harper.
- Was named AL Pitcher of the Month for August and September, the youngest pitcher in either league to win back-to-back awards since MIN Johan Santana (July, August, September) in 2004...went 4-0 with a 1.04 ERA (3 ER, 26.0 IP) in 5 starts in August and 4-0 with a 1.26 ERA (5 ER, 35.2 IP) in 6 starts in September.
- On Aug 10 at TOR, retired all 15 BF on 47 pitches in his second start after returning from the 10-day IL...it was the 4th time since Baseball Reference data is available (1908) that a starting pitcher was pulled with a perfect game through at least 5.0 IP...joined LAD Rich Hill on Sep 10, 2016 at MIA (7.0 IP)—his third start back from the injured list; DET Daniel Norris on Sep 22, 2015 vs. CWS (5 IP)—his second

# BLAKE SNELL



start back from the injured list; and HOU Bob Knepper on Oct 5, 1986 vs. ATL (5 IP)—the club's regular season finale and a tuneup start for the postseason.

## 2017

- Made 24 starts over 3 stints with the Rays, and made 7 starts for Durham over a 6-week assignment there.
- Began the season as the Rays No. 4 starter, was optioned to Durham on May 14 after 8 starts, recalled June 28, optioned Aug 4 and recalled Aug 8...did not miss a start between his second and third stints, as Alex Cobb was placed on the IL with turf toe.
- In his 3rd stint with the Rays and final 10 starts after the Aug. 8 recall, he went 5-1 with a 2.84 ERA (57-IP, 18-ER) and averaged 16.0 pitches per inning...did not allow an earned run in 4 of those 10 starts, and went at least 6.0 IP in 7 of them.
- Compiled a 15-start winless streak (April 6–Aug 10) and 10-start unbeaten streak (July 29–Sep 20)...the 15-start winless streak was the longest by any pitcher to begin a season since MIL Marco Estrada (15) in 2012, and it tied Tanyon Sturtze in 2002 for the longest in club history to begin a season.
- Became the first pitcher in AL history to make a pair of scoreless starts against the Cubs in the same season... did not factor into the decision on July 5 at CHC when the bullpen yielded 7 runs in a 7-3 loss...on Sept. 20 at home, threw 7.0 IP of 2-hit ball in an 8-1 win over Jon Lester.
- On Oct. 1 vs. BAL, totaled 7.0 IP, 2 H, 0 R, 0 BB and 13 SO in a 6-0 victory...the 13 SO remain tied for a career high and were the most by a Rays pitcher since Chris Archer (15) on June 2, 2015 at LAA and most by a Rays lefty since David Price (13) on Sep 25, 2012 at BOS...it was only the 3rd time in Rays history a pitcher recorded at least 13 SO without allowing a run, joining Price (14) on Aug. 28, 2011 at TOR and James Shields (13) on May 22, 2011 at FLA.
- Made 7 starts during his 6-week stay with Durham.

## 2016

- Named the club's 2016 Outstanding Rookie by the Tampa Bay Chapter of the BBWAA.
- Ranked 3rd among AL rookies with 19 starts and 5th with 98 SO...his 3.54 ERA ranked 2nd among AL rookies (min. 10 starts) behind DET Michael Fulmer (3.06).
- His 9.91 SO/9 IP ratio led AL rookies, set a club rookie record and ranked 8th overall in the AL (min. 10 starts).
- Yielded only 5 HR in 89.0 IP with the Rays...min. 10 starts, his 0.51 HR/9 IP ratio led all ML rookies, was a club rookie record and ranked 3rd overall behind OAK/LAD's Rich Hill (0.33) and LAD's Clayton Kershaw (0.48).
- Min. 75.0 IP, his 19.3 pitches per inning were the most in the Majors and in club history...his 5.16 BB/9 IP (89.0 IP, 51 BB)

was the highest in the majors and highest by a Ray since Seth McClung (5.94) in 2006.

- Recalled from Durham on April 23 to make a spot start, the 3rd Rays pitcher to make his major league debut at Yankee Stadium (David Price in '08 and Bobby Seay in '01)—but first as a starter...his line: ND, 5.0 IP, 2 H, 1 R, 6 SO...his 6 SO were the most by a visiting pitcher in his debut at Yankee Stadium since BOS' Robinson Checo (6) on Sep 16, 1997... twice struck out Álex Rodríguez, who he grew up watching as a young Mariners fan...the only run scored on a 1st-inning wild pitch...left with a 2-1 lead but earned no decision in the 3-2 loss.
- Recalled again on June 16 and remained in the majors through the end of the season.
- At the time of his June 16 recall, his 90 SO led the International League and ranked 2nd in the minors...also led the IL with 12.86 SO/9 IP...in his final start, June 10 at Lehigh Valley (Phillies), recorded 13 SO in 5.2 IP.

## 2015

- Named Minor League Player of the Year by *USA Today* and *Baseball America* in...was 15-4 with a 1.41 ERA and 163 SO in 25 app. (23 starts) between Charlotte (A), Montgomery (AA) and Durham (AAA)...across all 3 levels, struck out 31.3% of all batters faced...his combination of wins (15), ERA (1.41) and SO (163) could be matched only 3 times in the minors over the previous 75 years.
- His 1.41 ERA led all minor league qualifiers and was the lowest for a full-season pitcher since Justin Verlander's 1.29 ERA in 2005...also led all minor league pitchers with a .182 opp. AVG and ranked 4th in wins and strikeouts.
- Did not allow a run in his first 46.0 IP, extending his scoreless streak to 49.0 IP dating back to the end of 2014... didn't allow a run in 21.0 IP at Charlotte or in his first 25.0 IP at Montgomery...according to *Baseball America*, finished 3.0 IP shy of tying the longest single-season modern minor league record held by Brad Thompson for Double-A Tennessee (Cardinals) in '04.
- Pitched a perfect inning in both the Futures Game @ Great American Ball Park and in the SL All-Star Game.
- Ranked by *Baseball America* as the No. 12 overall prospect in the minors following the season...was the No. 1 prospect in the Rays system...the publication also tabbed him as having the Best Changeup in the organization.

## 2012-14

- In **2014**, named Minor League Pitcher of the Year by the Rays Baseball Operations department...ranked 3rd in the system with 119 SO and 4th with a 3.19 ERA...threw the 1st no-hitter in Charlotte history on Aug. 2 (rain-shortened, 5.1 IP) over Daytona...ranked by *Baseball America* as having the Best Slider in the organization following the season.
- In **2013**, led Class-A Bowling Green with 106 SO, but his 73

# BLAKE SNELL

BB were 2nd in the Midwest League.

- In **2012**, named MVP for Rookie-Level Princeton by the Rays Baseball Operations department...also honored as the Appalachian League Pitcher of the Year.

## PERSONAL

- Blake has a pizza named after him at Spiro's Pizza and Pasta in Shoreline, Wash...the pie comes with Italian salami, pepperoni, Canadian bacon and mozzarella cheese...Spiro's remains one of his favorite food spots.
- Along with Diamondbacks infielder Jake Lamb, Blake sponsors one corner of the University of Washington's Husky Ballpark..."Blake's Corner" hosts underprivileged kids, with tickets provided by Blake himself.
- His remodeled home in Lynnwood, Wash., features a dedicated gaming space with a custom computer and four monitors on the wall...he collects cleats from fellow athletes to display in the room.
- He regularly streams his video games via his Twitch

channel (@classicallyfamous), which has more than 10,000 subscribers.

- He owns more than 400 pairs of shoes...began his collection in the 7th grade by saving the money he earned from catching the bullpens of his father's pitching students.
- Blake does everything right-handed, except on the baseball field.
- He is a big fan of the University of Washington and Seattle Seahawks...he never misses a game, whether in person or on television.
- Blake's alter-ego, "Snellzilla," became nationally known in 2018...teammates have simply called him Zilla, his preferred nickname for Players' Weekend.
- His father, Dave, is in his 7th year as head baseball coach at Shoreline (Wash.) Community College...Dave pitched 6 minor league seasons with Royals and Mariners from 1983-88.
- Currently has three dogs: Junior, named after Ken Griffey Jr., Deuce and Boogie.

## BLAKE SNELL CAREER PITCHING

Season	Team	League	W	L	ERA	G	GS	CG	SV	SVO	IP	H	R	ER	HR	HB	BB	SO	WHIP	AVG	AB	WP	GDP	TBF	NP/S
2011	RAY	ROK	1	2	3.08	11	8	0	0	0	26.1	30	9	9	0	0	11	26	1.56	.291	103	4	1	115	202/156
2012	PRN	ROK	5	1	2.09	11	11	1	0	0	47.1	34	12	11	4	4	17	53	1.08	.202	168	2	4	189	358/275
2013	BG	A	4	9	4.27	23	23	0	0	0	99.0	90	55	47	8	2	73	106	1.65	.245	367	13	5	447	926/602
2014	BG	A	3	2	1.79	8	8	0	0	0	40.1	26	10	8	1	0	19	42	1.12	.184	141	4	3	161	361/262
2014	CHA	A+	5	6	3.94	16	16	1	0	0	75.1	69	40	33	1	5	37	77	1.41	.245	282	9	11	330	621/447
2014	2 Teams	Minors	8	8	3.19	24	24	1	0	0	115.2	95	50	41	2	5	56	119	1.31	.225	423	13	14	491	982/709
2015	CHA	A+	3	0	0.00	4	2	0	0	0	21.0	10	0	0	0	0	11	27	1.00	.143	70	1	2	82	217/155
2015	MTG	AA	6	2	1.57	12	12	0	0	0	68.2	45	13	12	5	1	29	79	1.08	.191	236	5	7	268	1127/698
2015	DUR	AAA	6	2	1.83	9	9	0	0	0	44.1	29	11	9	2	1	13	57	0.95	.187	155	5	2	171	707/455
2015	3 Teams	Minors	15	4	1.41	25	23	0	0	0	134.0	84	24	21	7	2	53	163	1.02	.182	461	11	11	521	2051/1308
2016	DUR	AAA	3	5	3.29	12	12	0	0	0	63.0	56	23	23	4	2	28	90	1.33	.234	239	6	5	270	1127/707
2016	TB	MLB	6	8	3.54	19	19	0	0	0	89.0	93	44	35	5	0	51	98	1.62	.269	346	6	7	401	1716/1037
2017	DUR	AAA	5	0	2.66	7	7	0	0	0	44.0	43	13	13	5	0	15	61	1.32	.254	169	4	1	187	733/486
2017	TB	MLB	5	7	4.04	24	24	0	0	0	129.1	113	65	58	15	0	59	119	1.33	.234	482	8	15	547	2278/1359
2018	TB	MLB	21	5	1.89	31	31	0	0	0	180.2	112	41	38	16	1	64	221	0.97	.178	630	13	15	700	2918/1815
2019	TB	MLB	6	8	4.29	23	23	0	0	0	107.0	96	53	51	14	1	40	147	1.27	.241	399	11	4	441	1891/1213
2020	TB	MLB	4	2	3.24	11	11	0	0	0	50.0	42	19	18	10	0	18	63	1.20	.228	184	7	4	203	872/539
2021	SD	MLB	7	6	4.20	27	27	0	0	0	128.2	101	61	60	16	3	69	170	1.32	.214	472	7	10	550	2347/1425
2022	LE	A	0	0	6.75	1	1	0	0	0	4.0	4	4	3	1	0	2	8	1.50	.250	16	0	0	18	67/41
2022	FW	A+	0	0	0.00	1	1	0	0	0	4.0	2	0	0	0	1	0	4	0.50	.133	15	0	1	16	44/29
2022	ELP	AAA	1	0	1.80	1	1	0	0	0	5.0	3	1	1	0	0	7	6.0	1.67	.18	0	0	0	18	59/41
2022	SD	MLB	8	10	3.38	24	24	0	0	0	128.0	103	51	48	11	2	51	171	1.20	.216	476	6	6	535	2341/1455
2022	3 Teams	Minors	1	0	2.77	3	3	0	0	0	13.0	9	5	4	1	1	2	19	0.85	.184	49	0	1	52	170/111
Career		MLB	57	46	3.41	159	159	0	0	0	812.2	660	334	308	87	7	352	989	1.25	.221	2989	58	61	3377	14363/8843
Career		Minors	42	29	2.80	116	111	2	0	0	542.1	441	191	169	31	16	255	637	1.28	.223	1979	53	42	2272	6549/4354

# BLAKE SNELL



## WILD CARD

Season	Team	League	W	L	ERA	G	GS	CG	SV	SVO	IP	H	R	ER	HR	HB	BB	SO	WHIP	AVG	AB	WP	GDP	TBF	NP/S
2020	TB	MLB	1	0	0.00	1	1	0	0	0	5.2	1	0	0	0	2	9	0.53	.059	17	0	1	19	82/48	
2022	SD	MLB	0	0	5.40	1	1	0	0	0	3.1	4	2	2	1	0	6	5	3.00	.308	13	0	1	19	90/47
Career		MLB	1	0	2.00	2	2	0	0	0	9.0	5	2	2	1	0	8	14	1.44	.167	30	0	2	38	172/95

## DIVISION SERIES

Season	Team	League	W	L	ERA	G	GS	CG	SV	SVO	IP	H	R	ER	HR	HB	BB	SO	WHIP	AVG	AB	WP	GDP	TBF	NP/S
2019	TB	MLB	0	1	1.69	3	1	0	1	1	5.1	4	1	1	1	0	0	7	0.75	.200	20	0	0	20	91/58
2020	TB	MLB	0	1	7.20	1	1	0	0	0	5.0	6	4	4	3	0	2	4	1.60	.300	20	1	0	23	84/50
2022	SD	MLB	1	0	1.69	1	1	0	0	0	5.1	5	1	1	0	0	2	6	1.31	.250	20	1	0	23	96/56
Career		MLB	1	2	3.45	5	3	0	1	1	15.2	15	6	6	4	0	4	17	1.21	.250	60	2	0	66	271/164

## LEAGUE CHAMPIONSHIP SERIES

Season	Team	League	W	L	ERA	G	GS	CG	SV	SVO	IP	H	R	ER	HR	HB	BB	SO	WHIP	AVG	AB	WP	GDP	TBF	NP/S
2020	TB	MLB	1	1	3.00	2	2	0	0	0	9.0	9	3	3	1	0	6	6	1.67	.281	32	1	1	38	187/106
2022	SD	MLB	1	0	7.20	1	1	0	0	0	5.0	5	4	4	0	0	1	6	1.20	.250	20	0	0	21	89/56
Career		MLB	2	1	4.50	3	3	0	0	0	14.0	14	7	7	1	0	7	12	1.50	.269	52	1	1	59	276/162

## WORLD SERIES

Season	Team	League	W	L	ERA	G	GS	CG	SHO	SV	IP	H	R	ER	HR	HB	BB	SO	WHIP	AVG	AB	WP	GDP	TBF	NP-S
2020	TB	MLB	0	0	2.70	2	2	0	0	0	10.0	4	3	3	1	0	4	18	0.80	.118	34	0	0	38	161/97

## POSTSEASON (COMBINED)

Season	Team	League	W	L	ERA	G	GS	CG	SV	SVO	IP	H	R	ER	HR	HB	BB	SO	WHIP	AVG	AB	WP	GDP	TBF	NP/S
2019	TB	MLB	0	1	1.69	3	1	0	1	1	5.1	4	1	1	1	0	0	7	0.75	.200	20	0	0	20	91/58
2020	TB	MLB	2	2	3.03	6	6	0	0	0	29.2	20	10	10	5	0	14	37	1.15	.194	103	2	2	118	514/301
2022	SD	MLB	2	0	4.61	3	3	0	0	0	13.2	14	7	7	1	0	9	17	1.68	.264	53	1	1	63	275/159
Career		MLB	4	3	3.33	12	10	0	1	1	48.2	38	18	18	7	0	23	61	1.25	.216	176	3	3	201	880/518

## ALL STAR

Season	Team	League	W	L	ERA	G	GS	CG	SHO	SV	IP	H	R	ER	HR	HB	BB	SO	WHIP	AVG	AB	WP	GDP	TBF	NP-S
2018	AL	MLB	0	0	5.40	1	0	0	0	0	1.2	1	1	1	1	0	2	3	1.80	.167	6	0	0	8	39/19

## CAREER TRANSACTIONS

OPTIONS USED: 2/3

2011 Signed by TB as a first-round (52nd overall) selection in the First-Year Player Draft, June 16

2020 Acquired by SD from TB in exchange for Blake Hunt, Cole Wilcox, Francisco Mejía and Luis Patiño, December 29



# JUAN SOTO

Height: 6-2      Bats: L  
Weight: 232      Throws: L

Twitter @JuanSoto25\_

Instagram @juansoto\_25

# 22 OF

Full Name	Juan Jose Soto
Date of Birth	October 25, 1998 in Santo Domingo, Dominican Republic
Current Residence	Santo Domingo, Dominican Republic
2023 Opening Day Age	24
MLB Service Time	4.134
MLB Debut	May 20, 2018 vs. LAD (with WSH)
How Obtained	Acquired from WSH in an eight-player trade on August 2, 2022
Contract Status	Signed through 2023

## QUICK HITS

**RARE AIR** In 2022, became one of just three players in Major League history to reach 500 walks within their first 605 career games, joining Max Bishop (532 BB) and Ted Williams (513 BB) in the feat.

**CHILDISH BAMBINO** Crowned the 2022 MLB Home Run Derby champion at Dodger Stadium, becoming the second-youngest player to win the competition.

**A LEAGUE OF HIS OWN** Since making his MLB debut in 2018, Soto leads the Majors in walks, ranks second in OBP and fourth in OPS.

**MR. OCTOBER** In 2019, became the youngest player since Mickey Mantle (1952) to log an RBI in a World Series Game 7 and joined Mantle (1953) as the only players in history age 21-or-younger to collect 7 RBI in a single Fall Classic.

**TEENAGE JUANDER** As a 19-year-old, finished runner up in the National League Rookie of the Year voting after compiling one of the most historic seasons for a teenager in MLB history.

**ACE IN THE HOLE** During the 2019 Wild Card Game, became the youngest player in Postseason history to come through with the game-tying or go-ahead RBI in the eighth inning or later.

## 2022 SEASON

- Concluded his 2022 campaign leading the Majors with 135 walks and 34 multi-walk games...the next closest in total walks were Aaron Judge (111) and Max Muncy (90).
- Finished the season ranked sixth in the Majors in OBP (.401) and eighth in the National League in OPS (.853).
- On Sept. 21, drew his 500th career walk, becoming the first player since 1906 to walk 500 times before reaching the age of 24.
- Is 1 of just 3 players in Major League history to reach 500 walks within their first 605 career games, joining Max Bishop (532 BB) and Ted Williams (513 BB) in the feat.
- Crowned the 2022 MLB Home Run Derby champion at Dodger Stadium, becoming the second-youngest player to win the competition.
- Since making his MLB debut in 2018 through 2022, Soto led the Majors in walks, ranked second in OBP and fourth in OPS.

## ACCOLADES

2x NL All-Star (2021 & 2022, WSH)

3x NL Silver Slugger Award (2020-2022, WSH & SD)

Home Run Derby Champion (2022, WSH)

NL Batting Title (2020, WSH)

All-MLB First Team (2020 & 2021, WSH), Second Team (2019, WSH)

NL MVP Voting (finished 9th in '19, 5th in '20 & 2nd in '21)

NL Player of the Week (Aug. 16, 2020, WSH)

3x NL Rookie of the Month (June, July & September 2018, WSH)

Babe Ruth Award (2019, WSH)



- Reached base in 51 of his final 59 regular-season games (.401 OBP), despite going 48-for-202 at the dish (.238).
- Over his final 17 regular-season games, hit .302 (19-for-63) with five doubles, three homers and nine RBI, including six multi-hit efforts during the span...in his 17 previous games from Aug. 27- Sept. 15, hit .107 (6-for-56) with a home run



# JUAN SOTO



and three RBI.

- Won his third-consecutive Silver Slugger award after hitting 27 home runs and 25 doubles, while posting an .853 OPS.
- Selected as a Gold Glove Award finalist after turning in a .990 fielding percentage (3 E/310 TC) across an NL-leading 1298.1 innings among outfielders.
- Tied for 2nd in the NL alongside Brandon Nimmo in games played (151), trailing just Jeff McNeil's 154 games.
- Acquired on Aug. 2 with infielder Josh Bell from Washington in exchange for 1B/DH Luke Voit, SS C.J. Abrams, outfielders Robert Hassell III and James Wood, LHP Mackenzie Gore and RHP Jarlin Susana.

**POSTSEASON:** Reached base safely in 11 of SD's 12 Postseason games (.727 OPS), including each of the final 11 after not reaching base in Game 1 of the Wild Card Series vs. NYM...he collected a hit in 9 of those games.

- Hit .239 (11-for-46) with two doubles, two home runs and seven RBI across 12 games.

## 2021

- Capped his 2021 campaign as the runner up for the 2021 National League MVP Award.
- Was also named to his first National League All-Star team after entering the All-Star break hitting .283 (77-for-272) with an NL-leading 58 walks (T-1st with Max Muncy) and .407 OBP, which ranked second in the NL behind LAD's Max Muncy.
- Won his second consecutive National League Silver Slugger and First-Team All-MLB awards.
- His .465 on-base percentage led the Majors and was the highest in a full season since 2008 (HOF Chipper Jones, .470).
- Ended the season as the only qualified player in the Majors with more walks than strikeouts and paced all players with a 1.56 BB/SO ratio.
- His 145 walks were the most in a full season since Barry Bonds set the Major League record for walks in a season with 232 in 2004, and the second-most by any player prior to his 23rd birthday behind HOF'r Ted Williams (147 in 1941).
- Vaulted himself into MVP consideration after a second half

# JUAN SOTO



performance where he hit .348/.525/.639 with 11 doubles, one triple, 18 homers, 53 RBI, 87 walks and 57 runs scored after the All-Star break.

- His .525 on-base percentage ranked eighth in Major League history for any player after the All-Star break.
- Reached base safely at least four times in 26 games...only Barry Bonds (2001, 2002, 2004), Hall of Famer Babe Ruth (1920, 1923, 1931) and Hall of Famer Lou Gehrig (1931) put together seasons with at least 26 games in which they reached base safely at least four times.
- Recorded his first career walk-off hit on April 6 vs. Atlanta, an RBI-single in the bottom of the ninth inning off Will Smith.
- Reached safely in 32 of 35 games (.540 OBP) and 45 of 50 games (.535 OBP) to end the season.
- On Sept. 23 at Cincinnati, broke the record for most walks in a season in Nationals' history (2005-pres.), passing Bryce Harper (130 in 2015).

## 2020

- Earned his first Louisville Slugger Silver Slugger award, named All-MLB First Team and finished fifth in the National League MVP voting.
- Secured the National League batting title, finishing the season with a .351 batting average while leading Major League Baseball in all significant rate categories: on-base percentage (.490), slugging percentage (.695), OPS (1.185),

wRC+ (200) and wOBA (.478).

- Despite missing 13 games, ranked in the National League in intentional walks (1st, 12), walks (4th, 41), fWAR (9th, 2.4), runs scored (T12th, 39) and home runs (T14th, 13).
- Was named National League Player of the Week on Aug. 17, following a week in which he hit .462 (12-for-26) with one double, five home runs, 12 RBI, three walks, one stolen base and 12 runs scored across seven games.
- On Aug. 31 at Philadelphia, collected his seventh-career multi-homer game...his seven career multi-home run games sit behind only Hall of Famer Mel Ott (8) for the most multi-home run games before turning 22 years old.

## 2019

- Helped the Nationals hoist the World Series trophy, compiling a historic season for a player under 21 years old, including honors as the Babe Ruth Postseason MVP recipient by the New York BBWAA, second-team All-MLB and a Gold Glove finalist.
- His 34 home runs were tied for second-most by a 20-year-old in Major League history behind Mel Ott (42 in 1929).
- Ranked among National League hitters in walks (3rd, 108), on-base percentage (5th, .401), OPS (6th, .949) and slugging percentage (12th, .548).

**POSTSEASON:** Appeared in his first career Postseason and went on to start in 17 Postseason games, helping the Nats

# JUAN SOTO



claim the World Series title.

- Hit a game-winning, bases loaded, three-run single in the bottom of the eighth inning of the Wild Card that plated Michael A. Taylor, Andrew Stevenson and Anthony Rendon and propelled Washington to the NLDS for the fifth time in team history.
- According to Stats, Inc., he became the youngest player in Postseason history to come through with the game-tying or go-ahead RBI in the eighth inning-or-later.
- Recorded his second Postseason homer in Game 5 of the NLDS, a game-tying solo home run off Clayton Kershaw.
- Became the eighth player in MLB history to hit a home run in a Postseason game before his 21st birthday and one of five to homer more than once: Miguel Cabrera (4), Mickey Mantle (2), Andruw Jones (2), Rafael Devers (2), Manny Machado (1), Bryce Harper (1), Ronald Acuña Jr. (1).
- Recorded the first NLCS hit of his career in the top of the ninth inning of Game 1...becoming the first player younger than 21 years old to notch a hit in an NLCS game since Justin Upton in Game 4 of the 2007 NLCS...he joined Upton, Miguel Cabrera, Andruw Jones and Claudell Washington as the only players to record a hit in an NLCS contest while younger than 21 years old.
- In Game 1 of the World Series, hit a solo home run in the top of the fourth inning, to tie the game at 2-2 and in the fifth inning, his two-run double extended Washington's lead to 5-2.

- Became the youngest player to appear in a World Series game since Adalberto Mondesi in 2015 for KC (20.095).
- Since 1997, only Mondesi, Miguel Cabrera (2003) and Francisco Rodriguez (2002) had appeared in a World Series game prior to their 21st birthday.
- Also became the fourth different player (fifth time) to homer in a World Series game before his 21st birthday, joining Miguel Cabrera (G4, 2003), Andruw Jones (G1, 1996) and HOF Mickey Mantle (G6 and G7, 1952).
- Turned 21-years-old on Oct. 25, the day of Game 3.
- Connected with his second home run of the World Series in Game 5, becoming the fifth player younger than 22 years old to hit multiple World Series home runs, joining Hall of Famers Mickey Mantle (4) and Jimmie Foxx (2), as well as Tony Kubek (2) and Andruw Jones (2).
- Game 5 marked the first in World Series history in which multiple players age 22-or-younger hit a home run (Yordan Alvarez and Juan Soto).
- Hit his 3rd HR of the World Series in Game 6, becoming the youngest player in history to record 3 home runs in a single WS...the homer was his 5th of the 2019 Postseason, passing Miguel Cabrera (2003) for the most home runs in a single Postseason by a player younger than 22 years old.
- Also became the youngest player since Mickey Mantle (1952) to log an RBI in a World Series Game 7 and he joined Mantle (1953) as the only players in history age 21-or-younger to collect seven RBI in a single Fall Classic.

# JUAN SOTO

- His 18 hits in the Postseason matched Miguel Cabrera (2003) for most hits in a single Postseason by a player younger than 22 years old.

## 2018

- As a 19-year-old, finished runner up in the National League Rookie of the Year voting as he put together one of the most historic seasons for a teenager in MLB history.
- Began his season with Single-A Hagerstown before ascending to Single-A Potomac on April 23 and later Double-A Harrisburg on May 10.
- Appeared in just eight games with the Senators before having his contract selected on May 20.
- From May 15 (the first game in his game log, due to the suspended game vs. NYY) through the end of the season, he ranked among the National League leaders in walks (T-4th, 79), on-base percentage (5th, .406), runs (T-6th, 77) and OPS (8th, .923).
- Ranked among the NL leaders (min. 490 PA) in OBP (2nd, .406), OPS (3rd, .923), SLG (10th, .517) and AVG (12th, .292).
- Finished his rookie season with a .292 AVG, .406 OBP and .517 SLG, making him the 15th rookie in MLB history (and the only teenager) to finish a season with that slash line.
- His .406 OBP placed him in exclusive company with 2017 AL Rookie of the Year Aaron Judge and 2001 National League Rookie of the Year Albert Pujols (.403 in 2001).
- Since 2001, Soto, Judge and Pujols are the only rookies to post an on-base percentage greater than .400 in their rookie season (min. 400 PA).
- Named NL Rookie of the Month for June, July and September.
- On June 13, recorded the first multi-HR game of his career with a three-run blast in the fourth and a go-ahead solo home run in the seventh inning to help WSH top NYY @ Yankee Stadium...became the 5th-youngest player in MLB history to record at least two home runs in a game.
- His 21-game on-base streak tied HOF Mickey Mantle and trailed only HOF Mel Ott (22 games in 1928) for the longest on-base streak by a teenager in MLB history.
- With three stolen bases on Sept. 15 at Atlanta, became the

youngest player since 1900 to steal three bases in a game, besting Rickey Henderson (20 years, 241 days).

- Following the season, took part in the 2018 Japan All-Star Series, where he hit .350 (7-for-20) with two doubles, two HRs, five RBIs, two walks and six runs scored in five games.

## 2017

- Had an injury-laden season, appearing in just 32 G between the GCL Nationals and Single-A Auburn.

## 2016

- At the age of 17 (2.5 years younger than the average GCL age) was named the Gulf Coast League MVP and Post-Season All-Star after pacing the league at the plate with a .361 batting average.
- Led the league in SLG (.550) and ranked 2nd in OBP (.410).
- His .368 batting average on the season led all Nationals farmhands and was good for 3rd in Minor League Baseball.

## PERSONAL

- Enjoys playing dominoes with his friends and family.
- Growing up, would train with his dad, who would toss crumpled-paper, rocks or bottles caps for him to hit with a bat.
- Became fluent in English only after his Major-League callup in 2018...he used Rosetta Stone and made his teammates talk to him in English and became fluent in English in a year and a half.
- His favorite sport outside of baseball is basketball and is a big NBA fan.
- On Jan. 15, 2023, younger brother, Elian (17), signed with WSH as an international free agent...the lefty-hitting outfielder/third baseman agreed to a \$225,000 signing bonus with an additional \$200,000 for a scholarship grant.
- When he joined the Padres at the 2022 Trade Deadline, Nick Martinez switched from No. 22 to No. 21...when Soto asked what Nick wanted in return for his uniform number, Martinez replied that he'd like a boat...they compromised on a "really nice watch."

## ALL-STAR

Season	Team	League	AVG	G	AB	R	H	2B	3B	HR	RBI	BB	SO	SB	CS	OBP	SLG	OPS	PA	HBP	SAC	SF	GIDP
2021	NL	MLB	.000	1	0	0	0	0	0	0	0	2	0	0	0	1.000	.000	1.000	2	0	0	0	0
2022	NL	MLB	.000	1	3	0	0	0	0	0	0	0	0	0	0	.000	.000	.000	3	0	0	0	0
Career	NL	MLB	.000	2	3	0	0	0	0	0	0	2	0	0	0	.400	.000	.400	5	0	0	0	0

## CAREER TRANSACTIONS

OPTIONS USED: 0/3

- 2015 Signed by WSH as an international free agent, July 2
- 2022 Acquired by SD from WSH in an eight-player trade, August 2

# JUAN SOTO



## JUAN SOTO CAREER BATTING

Season	Team	League	AVG	G	AB	R	H	2B	3B	HR	RBI	BB	SO	SB	CS	OBP	SLG	OPS	PA	HBP	SAC	SF	GIDP
2016	NAT	ROK	.361	45	169	25	61	11	3	5	31	14	25	5	2	.410	.550	.960	183	0	0	0	1
2016	AUB	A(Short)	.429	6	21	3	9	3	0	0	1	3	4	0	0	.500	.571	1.071	24	0	0	0	0
2017	NAT	ROK	.320	9	25	3	8	1	1	0	4	2	1	0	0	.370	.440	.810	27	0	0	0	1
2017	HAG	A(Full)	.360	23	86	15	31	5	0	3	14	10	8	1	2	.427	.523	.950	96	0	0	0	6
2018	HAG	A(Full)	.373	16	59	12	22	5	3	5	24	14	13	2	0	.486	.814	1.300	74	0	0	1	4
2018	POT	A(Adv)	.371	15	62	17	23	3	1	7	18	11	8	0	1	.466	.790	1.256	73	0	0	0	1
2018	HBG	AA	.323	8	31	4	10	2	0	2	10	4	7	1	0	.400	.581	.981	35	0	0	0	0
2018	WSH	MLB	.292	116	414	77	121	25	1	22	70	79	99	5	2	.406	.517	.923	494	0	1	0	9
2019	WSH	MLB	.282	150	542	110	153	32	5	34	110	108	132	12	1	.401	.548	.949	659	3	0	6	11
2020	WSH	MLB	.351	47	154	39	54	14	0	13	37	41	28	6	2	.490	.695	1.185	196	1	0	0	1
2021	WSH	MLB	.313	151	502	111	157	20	2	29	95	145	93	9	7	.465	.534	.999	654	2	0	5	23
2022	WSH	MLB	.246	101	342	62	84	17	1	21	46	91	62	6	2	.408	.485	.893	436	3	0	0	11
2022	SD	MLB	.236	52	182	31	43	8	1	6	16	44	34	0	0	.388	.390	.778	228	1	0	0	1
2022	2 Teams	MLB	.242	153	524	93	127	25	2	27	62	135	96	6	2	.401	.452	.853	664	4	0	0	12
Career		MLB	.287	617	2136	430	612	116	10	125	374	508	448	38	14	.424	.526	.950	2667	10	1	11	56
Career		Minors	.362	122	453	79	164	30	8	22	102	58	66	9	5	.434	.609	1.043	512	0	0	1	13

## WILD CARD

Season	Team	League	AVG	G	AB	R	H	2B	3B	HR	RBI	BB	SO	SB	CS	OBP	SLG	OPS	PA	HBP	SAC	SF	GIDP
2019	WSH	MLB	.250	1	4	0	1	0	0	0	2	0	2	0	0	.250	.250	.500	4	0	0	0	0
2022	SD	MLB	.333	3	12	0	4	0	0	0	2	1	2	0	1	.385	.333	.718	14	0	1	0	0
Career		MLB	.313	4	16	0	5	0	0	0	4	1	4	0	1	.353	.313	.666	18	0	1	0	0

## DIVISION SERIES

Season	Team	League	AVG	G	AB	R	H	2B	3B	HR	RBI	BB	SO	SB	CS	OBP	SLG	OPS	PA	HBP	SAC	SF	GIDP
2019	WSH	MLB	.278	5	18	4	5	0	0	2	4	3	4	0	0	.409	.611	1.020	22	1	0	0	0
2022	SD	MLB	.188	4	16	3	3	1	0	0	1	1	3	1	0	.235	.250	.485	17	0	0	0	0
Career		MLB	.235	9	34	7	8	1	0	2	5	4	7	1	0	.333	.441	.774	39	1	0	0	0

## LEAGUE CHAMPIONSHIP SERIES

Season	Team	League	AVG	G	AB	R	H	2B	3B	HR	RBI	BB	SO	SB	CS	OBP	SLG	OPS	PA	HBP	SAC	SF	GIDP
2019	WSH	MLB	.188	4	16	2	3	1	0	0	1	1	7	0	0	.235	.250	.485	17	0	0	0	0
2022	SD	MLB	.222	5	18	4	4	1	0	2	4	2	5	0	0	.333	.611	.944	21	1	0	0	0
Career		MLB	.206	9	34	6	7	2	0	2	5	3	12	0	0	.289	.441	.730	38	1	0	0	0

## WORLD SERIES

Season	Team	League	AVG	G	AB	R	H	2B	3B	HR	RBI	BB	SO	SB	CS	OBP	SLG	OPS	PA	HBP	SAC	SF	GIDP
2019	WSH	MLB	.333	7	27	6	9	2	0	3	7	5	8	1	0	.438	.741	1.179	32	0	0	0	0

## POSTSEASON (COMBINED)

Season	Team	League	AVG	G	AB	R	H	2B	3B	HR	RBI	BB	SO	SB	CS	OBP	SLG	OPS	PA	HBP	SAC	SF	GIDP
2019	WSH	MLB	.277	17	65	12	18	3	0	5	14	9	21	1	0	.373	.554	.927	75	1	0	0	0
2022	SD	MLB	.239	12	46	7	11	2	0	2	7	4	10	1	1	.314	.413	.727	52	1	1	0	0
Career		MLB	.261	29	111	19	29	5	0	7	21	13	31	2	1	.349	.495	.844	127	2	1	0	0



# CRAIG STAMMEN

NRI

Height: 6-2    Bats: R  
Weight: 232    Throws: R

# 34

RHP

STAM-en  
@cstammen35  
craigstammen

Full Name	Craig Nicholas Stammen
Date of Birth	March 9, 1984 in North Star, Ohio
Current Residence	Cincinnati, Ohio
2023 Opening Day Age	39
MLB Service Time	11.160
MLB Debut	May 21, 2009 vs. PIT (with WSH)
How Obtained	Signed as a minor league free agent on December 24, 2016
Contract Status	Signed through 2023

## QUICK HITS

**WORK HORSE** Since joining the Padres (2017-22), his 333 regular season appearances ranked 11th in the Majors and 2nd in the NL, behind only Kenley Jansen (357).

**LIKE FINE WINE** Earned 10,000 years of Major League service time on April 12, 2021, and entered 2023 Major League Spring Training as 1 of 7 Padres with +10,000 years of ML service time.

**STILL GOING STRONG** Ended the 2022 campaign with 562 career appearances, the 16th-most appearances among all active ML pitchers.

**NO FREE PASSES** Ranked in the top 10 percentiles in BB% from 2018-21, highlighted by a career-best 3.7 BB% (top 1%) in '21, striking out 83 batters and walking 13. In '22, he issued just 1 BB across his first 19 outings (21.0 IP) from April 7-June 10, joining ARI's Joe Mantiply as the only ML relievers to issue just 1 walk across at least 20.0 relief outings over that span.

## 2022 SEASON

- Ended the campaign as the 3rd-longest tenured Padre, behind only Wil Myers and José Castillo...since joining the Padres in 2017 through 2022, his 333 regular season appearances ranked 11th in the Majors and 2nd in the NL, behind only Kenley Jansen (357).
- 13 of his 20 ER on the season came across 4 separate appearances (16.71 ERA)...posted a 1.87 ERA (7 ER, 33.2 IP) across his other 29 outings.
- Allowed 1 earned run in 5 of his first 17 outings with a 2.41 ERA and 0.96 WHIP from April 7-June 3.
- Issued just 1 BB across his first 19 outings (21.0 IP) from April 7-June 10, joining ARI's Joe Mantiply as the only ML relievers to issue just 1 walk across at least 20.0 relief outings over that span.
- Allowed the 2nd-most hits (5) and earned runs (4) of his season on June 6 vs. NYM before allowing 6 ER in 17.2 IP across his 14 appearances (3.06 ERA) from June 10-Sept 29.
- Placed on the 15-day IL (right shoulder inflammation) on July 10 and was transferred to the 60-day IL on Aug. 17... posted a 1.35 ERA across 4 rehab appearances for Lake

## ACCOLADES

Roberto Clemente Award Nominee (2022)

Bob Feller Act of Valor Award (2020)


Padres Community Chairman's Award (2017)



Elsinore (A) and El Paso (AAA) from Aug 30-Sept 9.

- Reinstated from the 60-day IL on Sept. 11 and made 6 appearances in Sept/Oct...allowed season highs in hits (6) and earned runs (5) in his final outing of the year Oct. 5 vs. SF, which was also his lone start of '22 and his first start since Aug. 22, 2021 vs. PHI.
- On September 8, was named as the Padres' Roberto Clemente Award nominee for his contributions throughout the San Diego community.
- Per Statcast, he relied on 6 pitches in '22: Sinker (53.9%), Cutter (22.1%), Slider (12.3%), Curveball (8.4%), Changeup (2.7%), 4-Seam Fastball (0.6%).

# CRAIG STAMMEN



## 2021

- Went 6-3 with a 3.06 ERA (30 ER, 88.1 IP) across 67 appearances (4 starts), T-2nd most appearances out of the SD pen with Emilio Pagan, behind only Tim Hill's 78.
- Recorded 83 strikeouts against 13 walks...his 7.80 SO/BB ratio (78/10) as a reliever was the highest ratio in the NL and 3rd-highest in the majors, behind only CWS' Liam Hendriks and LAA's Raisel Iglesias.
- His 3.7 BB% was a career low and ranked in the top 1% in MLB.
- Tossed 2.0 IP-or-more in 20 app. in '21, which was 3 more than the number of times he did so from 2018-20.
- His lone save on the season came in his 5th outing of the campaign on April 15 @ PIT, tossing 3.0-shutout innings of 3-hit ball...it was 12 days after Ryan Weathers earned a save in 3.0 IP in his first career regular season appearance...prior to Weathers and Stammen, Brian Sweeney was the last Padre to record a 3.0 inn. save (Sept. 16, 2006 vs. LAD), and there have now only been 5 instances of an SD reliever recording a 3.0+ inning save since 1999.
- Posted a season-long 13.0 scoreless-inning streak across 11 appearances from April 25-May 22, T-3rd longest scoreless-inning streak of his career and the 2nd-longest by an SD reliever in '21.
- Placed on the paternity leave list from July 20-23...Craig's wife, Audrey, gave birth to their son, Ty, on Tuesday, July 30.

- Made 4 starts on the season...his June 29 start at CIN was his first start since August 4, 2010 with WSH, snapping a streak of 457 relief appearances across 590.0 IP.
- Tossed his 2nd-double digit scoreless-inning streak of the season across 9 appearances from Aug. 15-Sept. 7.
- Twirled 3.2-shutout innings Sept. 19 @ STL, the 3rd-longest relief outing of his career...it was the start of 3 consecutive outings of 2.0+ IP-or-more, the 1st time he did so as a Padre (since 2017).
- Struck out 4 hitters in the top of the 6th inning in Game 2 of the Sept. 24 doubleheader vs. ATL, joining Miguel Diaz and Luke Gregerson as the only pitchers in SD history with 4 K's in 1 IP...it was one of six 4 strikeouts innings in MLB in '21.
- Went 2-3 with a 3.28 ERA (13 ER, 35.2 IP) in his 31 appearances (1 start) vs. the NL West...since joining the Padres in 2017 thru 2021, his 142 appearances vs. the division are most in the majors, ahead of Kenley Jansen's 139 and Andrew Chafin's 126.
- Was 2-0 with a 0.84 ERA (1 ER, 10.2 IP) with a .114 opp. AVG in his 8 Interleague appearances.
- His 22 inherited runners were 2nd-most in SD's pen, behind only Tim Hill's 46.
- His 13 HR allowed were 2nd-most among all NL relievers, behind only Emilio Pagan's 16, and T-5th-most among all ML relievers.

# CRAIG STAMMEN



## 2020

- His 24 appearances T-1st out of the Padres pen with Pierce Johnson and his 4 wins T-2nd on the entire SD staff in the shortened 2020 campaign.
- Gave up multiple earned runs in 3 outings (59.40 ERA)...gave up just 4 ER across his other 21 app. (1.61 ERA), allowing just 16 hits and 3 BB.
- Posted a season-high 6.1 scoreless IP streak across 6 outings from Sept. 4-19, allowing just 3 hits (.150 AVG) while striking out 6.

**POSTSEASON:** Worked in his 1st Postseason since 2014 while with WSH, posting scoreless outings in 3 of his 4 appearances.

- Made his 1st-career Postseason start in Game 3's decisive Wild Card series victory vs. STL, allowing 1 hit over his 1.2 IP, starting off SD's 9.0 inning bullpen shutout...it was also his 1st start overall since '10 while with WSH.
- Retired all 4 batters he faced in Game 1 of the NLDS vs. LAD before allowing 3 runs on 3 hits in Game 3.

## 2019

- Set career highs in appearances (76), holds (31) and saves (4) and matched his career highs in wins (8) and losses (7)... his 8 wins ranked T-7 among all ML relievers and T-4 in the NL.
- His 31 holds were a career high and finished with OAK Jake Diekman and HOU Ryan Pressly for the most in the majors... his 31 holds rank 6th on the Padres' single-season record list and were the most since 2010 when Mike Adams had 38 holds and Luke Gregerson set the record with 40 holds.
- Appeared in a career-high 76 games, passing his previous career-high of 73 games in 2018...his 76 appearances led the club, ranked 4th in the NL and finished T-6th with OAK Jake Diekman for the most in baseball...most of his appearances came in the 7th inning or later (71.1 IP) during which he faced 297 batters, the most in MLB.
- Faced 230 batters in close and late situations, the 2nd-most in the NL and the 3rd-most in baseball, trailing only MIL Josh Hader (246) and MIN Taylor Rogers (239).
- His 33 inherited runners and 125 induced ground balls led the Padres relief corps.
- Pitched to a 6-2 record with 1 save and a 2.08 ERA (7



# CRAIG STAMMEN



ER, 30.1 IP) in 29 1-run games...his 6 wins in 1-run games finished T-1st in the majors with ATL Luke Jackson, ARI Mike Leake and BOS Brandon Workman.

- Converted a career-high 4 saves in a career-high 13 save opportunities...his 9 blown saves were the most by a pitcher in 2019 and ranked T-7th with Scott Linebrink (2006) and Gary Lucas (1982) for the most in club history.
- Began the season with a 0.96 ERA (1 ER, 9.1 IP) and 7 consecutive holds through his 1st 9 appearances from March 28-April 13, limiting hitters to a .206 clip.
- Gave up a career-high 4 HR on June 9 vs. WSH, becoming the 1st Padres pitcher to allow 4 consecutive HR...it was 2nd time in club history in which this occurred (previously: Sept. 18, 2006 at LAD off Jon Adkins and Trevor Hoffman).
- Prior to the All-Star break, he went 6-4 with a 3.83 ERA, a .275 opponent AVG and 4 saves...went 2-3 after the ASG with a 2.57 ERA and a .215 opponent AVG.

## 2018

- In his 2nd full season with SD, allowed just 3 HR in 73 app... had 8 wins, 23 holds and 88 SO with a 1.04 WHIP.
- Led the SD relief crew in wins, appearances, IP (79.0), batters faced (317), holds, inherited runners (33), inherited runners scored percent (36.4 %).
- Threw the fewest pitches per game on average of any reliever on the club (16.0).
- His 7 wins against NL opponents tied for the most of any reliever (also: LAD's Ross Stripling and MIL's Jeremy Jeffress and Corbin Burnes).

## 2017

- Made 60 appearances out of the SD bullpen in his 1st season with the Friars...his 80.1 IP ranked 3rd among NL relievers and 5th among all ML relievers, the most since he worked 81.2 innings in 2013 while with WSH.
- Fanned 7 batters on May 19 vs. ARI, his career high as a reliever.
- Had a 15.0-scoreless inning streak (in a span of 13 games) from Aug. 17-Sept. 18.
- Faced 26 batters and inherited 24 runners with the bases loaded, which were both the most of any reliever in baseball.
- After the All-Star break, he posted a 1.10 ERA (4 ER, 32.2 IP) in 31 appearances...the mark led all NL relievers in the 2nd half of the season (min. 30.0 IP).

## 2016

- Split the season between Columbus (AAA), Arkansas (AA) and the AZL Indians (R), pitching to a combined 1-4 record with a 3.62 ERA (11 ER, 27.1 IP) and 28 SO against 5 BB in 23 games (2 starts).
- Signed by CLE as a minor league free agent on February 8.
- Began the season with Columbus (AAA) before being placed on the 7-day DL, pitching in 3 games (2 starts) for the AZL Indians on a rehab assignment.

## 2015

- Appeared in 5 games for WSH, giving up 0 runs in 5.0

# CRAIG STAMMEN



innings of relief.

- Placed on the 15-day DL on April 15 with a torn right flexor tendon...transferred to the 60-day DL on June 6.

## 2014

- Went 4-5 with a 3.84 ERA (31 ER, 72.2 IP) in 49 games out of the bullpen for WSH...from 2012-2014, led all Nationals relievers in IP (242.2).

## 2013

- Over 55 games with WSH he went 7-6 with a 2.76 ERA (25 ER, 81.2 IP).
- Ranked 3rd in the NL with a team-leading 81.2 relief IP...had the top ERA among relievers to pitch 80.0+ IP of relief.
- His 133 ground balls induced were 5th-most in the majors.

## 2012

- Spent the entire season with WSH after making the club out of spring training in a long relief role.
- Led the WSH bullpen with 6 wins...ranked among NL relievers in IP (2nd, 88.1 IP) and wins (T-5th, 6).
- Had an ERA of 1.89 when working 2.0 innings-or-more...successfully stranded 22 of 27 inherited baserunners (81%).

- Earned his 1st career save on Sept. 29 after pitching a scoreless 10th inning at STL.

## 2011

- Split the season between Syracuse (AAA) and WSH.
- Started the season in SYR and went 10-7 with a 4.75 ERA (75 ER, 142.0 IP) with 127 SO and 40 BB in 25 G (24 GS).
- Had 2 stints with WSH, June 4-14 and again on Sept. 2 through the end of the year...went 1-1 with a 0.87 ERA (1 ER, 10.1 IP) with 12 SO against 4 BB in 7 relief app...limited opposing big league batters to a .088 AVG (3-for-34).

## 2010

- Split the season between Syracuse (AAA) and WSH, compiling a 4-4 record with a 5.13 ERA (73 ER, 128.0 IP) in 19 app (all starts) in his sophomore season.
- Began the season in the WSH starting rotation for the 1st time in his career.
- Returned to the WSH starting rotation on June 29 and pitched 71 IP the next night vs. ATL to earn the win.
- Assigned to the bullpen on Aug. 8 and posted a 5.48 ERA in 16 relief appearances to finish out the season.

# CRAIG STAMMEN



## 2009

- Split the season between Syracuse (AAA) and WSH, pitching to a 4-7 record with a 5.11 ERA (60 ER, 105.2 IP) in 19 games (all starts) during his ML debut campaign.
- Had a 4-2 record with a 1.80 ERA (8 ER, 40.0 IP) over 7 starts at SYR before his call up on May 20.
- His ML debut and 1st-career start came on May 21 vs. PIT...tossed 6.1 scoreless IP while retiring 19 of first 20 batters faced, but he received the no-decision.
- Earned his 1st ML win on June 18, tossing 6.1 innings scoreless innings in a 3-0 WSH win at NYY.
- Did not pitch after Aug. 29 and had surgery performed on September 6 to remove bone spurs.

## 2005-2008

- Split the **2008** season between Columbus (AAA), Harrisburg (AA) and Potomac (A), pitching to a 8-7 record with a 3.52 ERA (59 ER, 150.2 IP) over 30 G (23 starts)...named to the Carolina League Mid-Season All-Star team...earned Eastern League Pitcher of the Week honors on July 13 after going 2-0 with a 0.64 ERA over 2 starts...spent most of the **2007** season with POT, while also making one spot start for CLB...split the **2006** season between Savannah (A) and POT, pitching to a combined 6-11 record with a 4.04 ERA (64 ER, 142.2 IP) in 28 games (27 starts)...began his professional career in **2005** with Vermont (A) after being selected by

WSH in the 12th-round of the First-Year Player Draft out of the University of Dayton.

## PERSONAL

- Son of Jeff and Connie...married to Audrey, who hit a hole-in-one in January 2017 on their honeymoon...Craig captured the hole-in-one on video and it went viral, including being featured on The Today Show...Audrey has coached women's volleyball at the University of Maryland and the University of Dayton...the couple has three kids: two sons, Chase and Ty, and a daughter, Summit.
- Was a 3-sport athlete at Versailles High School (OH). Pitched at the University of Dayton where he is the all-time strikeout leader...earned his degree in entrepreneurship and business management...was an Atlantic 10 Academic All-Conference selection.
- Enjoys golfing and his all-time favorite baseball player is Eric Davis. Enjoys listening to Zac Brown Band...has been known to frequent Chipotle...his favorite TV show is *Survivor* and his favorite movies are *Iron Man* and *Tin Cup*...he is a fan of John Wooden's messages...roots for the Cincinnati Bengals and the University of Notre Dame.
- Is co-manager of the team Dad Bods in the Padres' fantasy football league with A.J. Ellis, former Padre and current Special Assistant to the Baseball Operations department.

# CRAIG STAMMEN



## CRAIG STAMMEN CAREER PITCHING

Season	Team	League	W	L	ERA	G	GS	CG	SV	SVO	IP	H	R	ER	HR	HB	BB	SO	WHIP	AVG	AB	WP	GDP	TBF	NP/S
2005	VER	A(Short)	4	5	4.06	13	7	0	0	0	51.0	62	36	23	2	2	12	32	1.45	.297	209	3	4	225	336/283
2006	SAV	A	6	9	3.58	21	21	0	0	0	113.0	110	55	45	10	2	29	93	1.23	.251	439	8	8	479	773/642
2006	POT	A(Adv)	0	2	5.76	7	6	0	0	0	29.2	34	20	19	5	1	7	16	1.38	.288	118	4	4	128	183/152
2006	2 Teams	Minors	6	11	4.04	28	27	0	0	0	142.2	144	75	64	15	3	36	109	1.26	.259	557	12	12	607	956/794
2007	POT	A(Adv)	8	6	4.18	28	22	0	0	0	125.0	156	79	58	9	4	54	96	1.68	.311	501	16	15	566	988/719
2007	COL	AAA	0	1	12.27	1	1	0	0	0	3.2	4	5	5	1	0	3	2	1.91	.267	15	0	0	18	72/37
2007	2 Teams	Minors	8	7	4.41	29	23	0	0	0	128.2	160	84	63	10	4	57	98	1.69	.310	516	16	15	584	1060/756
2008	POT	A(Adv)	4	2	2.21	15	9	0	1	1	69.1	59	24	17	6	1	17	62	1.10	.227	260	2	6	279	472/389
2008	HAR	AA	3	1	1.64	6	6	0	0	0	38.1	22	8	7	1	0	11	31	0.86	.171	129	0	4	144	243/197
2008	COL	AAA	1	4	7.33	9	8	0	0	0	43.0	62	35	35	3	2	16	35	1.81	.354	175	4	4	198	687/435
2008	3 Teams	Minors	8	7	3.52	30	23	0	1	1	150.2	143	67	59	10	3	44	128	1.24	.254	564	6	14	621	1402/1021
2009	SYR	AAA	4	2	1.80	7	7	0	0	0	40.0	33	10	8	4	0	8	14	1.03	.223	148	0	4	162	571/357
2009	WSH	MLB	4	7	5.11	19	19	1	0	0	105.2	112	67	60	14	3	24	48	1.29	.271	414	7	4	448	1584/989
2010	SYR	AAA	2	0	2.25	3	3	1	0	0	20.0	18	5	5	2	1	3	10	1.05	.237	76	0	3	81	275/175
2010	WSH	MLB	4	4	5.13	35	19	0	0	0	128.0	151	78	73	13	1	41	85	1.50	.297	509	3	16	562	2090/1280
2011	SYR	AAA	10	7	4.75	25	24	1	0	1	142.0	163	80	75	18	1	40	127	1.43	.287	568	6	14	616	2280/1448
2011	WSH	MLB	1	1	0.87	7	0	0	0	0	10.1	3	1	1	0	0	4	12	0.68	.088	34	1	1	38	149/94
2012	WSH	MLB	6	1	2.34	59	0	0	1	2	88.1	70	27	23	7	2	36	87	1.20	.215	326	3	7	370	1386/869
2013	WSH	MLB	7	6	2.76	55	0	0	0	1	81.2	78	30	25	4	2	27	79	1.29	.262	298	2	8	339	1280/806
2014	WSH	MLB	4	5	3.84	49	0	0	0	0	72.2	78	34	31	5	3	14	56	1.27	.276	283	1	8	304	1135/738
2015	WSH	MLB	0	0	0.00	5	0	0	0	0	4.0	2	0	0	0	0	3	3	1.25	.154	13	0	0	17	65/40
2016	IND	ROK	1	0	6.00	3	2	0	0	0	3.0	4	2	2	0	0	0	8	1.33	.308	13	1	0	13	31/29
2016	AKR	AA	0	1	0.79	10	0	0	0	0	11.1	9	2	1	1	0	3	9	1.06	.214	42	0	0	47	154/106
2016	COL	AAA	0	3	5.54	10	0	0	0	1	13.0	16	8	8	2	0	2	11	1.38	.302	53	0	0	57	185/127
2016	3 Teams	Minors	1	4	3.62	23	2	0	0	1	27.1	29	12	11	3	0	5	28	1.24	.269	108	1	0	117	370/262
2017	SD	MLB	2	3	3.14	60	0	0	0	2	80.1	68	29	28	12	2	28	74	1.20	.229	297	2	12	329	1285/823
2018	SD	MLB	8	3	2.73	73	0	0	0	5	79.0	65	25	24	3	3	17	88	1.04	.221	294	3	6	317	1167/793
2019	SD	MLB	8	7	3.29	76	0	0	4	13	82.0	80	36	30	13	2	15	73	1.16	.251	319	0	5	339	1251/808
2020	SD	MLB	4	2	5.63	24	0	0	1	24.0	27	16	15	2	2	4	20	1.29	.278	97	0	3	105	377/244	
2021	SD	MLB	6	3	3.06	67	4	0	1	2	88.1	79	31	30	13	3	13	83	1.04	.235	336	3	10	355	1308/852
2022	LE	A	0	0	0.00	2	1	0	0	0	2.2	0	0	0	0	0	2	3	0.75	.000	7	0	1	9	38/22
2022	ELP	AAA	0	0	2.25	2	0	0	0	0	4.0	7	1	1	0	0	0	6	1.75	.389	18	0	1	18	69/47
2022	SD	MLB	1	2	4.43	33	1	0	0	1	40.2	45	22	20	9	2	10	35	1.35	.280	161	3	3	177	701/438
2022	2 Teams	Minors	0	0	1.35	4	1	0	0	0	6.2	7	1	1	0	0	2	9	1.35	.280	25	0	2	27	107/69
Career	2 Teams		55	44	3.66	562	43	1	6	27	885.0	858	396	360	95	25	236	743	1.24	.254	3381	28	83	3700	13778/8774
Career	10 Teams		43	43	3.92	162	117	2	1	3	709.0	759	370	309	64	14	207	555	1.36	.274	2771	44	68	3040	7357/5165

## CAREER TRANSACTIONS

OPTIONS USED: 2/3

**2005** Signed by WSH as a 12th-round selection in the First-Year Player Draft, June 11

**2016** Signed by CLE as a minor league free agent, February 8

Signed by SD as a minor league free agent, December 24

**2018** Signed by SD as a Major League free agent, January 6

**2020** Signed by SD as a Major League free agent, January 17

**2023** Signed by SD as a minor league free agent, January 10

# CRAIG STAMMEN



## WILD CARD


Season	Team	League	W	L	ERA	G	GS	CG	SV	SVO	IP	H	R	ER	HR	HB	BB	SO	WHIP	AVG	AB	WP	GDP	TBF	NP/S
2020	SD	MLB	0	0	0.00	2	1	0	0	0	2.2	2	0	0	0	0	1	2	1.13	.200	10	0	0	11	47/31

## DIVISION SERIES

Season	Team	League	W	L	ERA	G	GS	CG	SV	SVO	IP	H	R	ER	HR	HB	BB	SO	WHIP	AVG	AB	WP	GDP	TBF	NP/S
2012	WSH	MLB	0	0	9.00	4	0	0	0	0	3.0	5	3	3	1	3	2	3	2.33	.357	14	0	0	21	76/44
2014	WSH	MLB	0	0	2.25	2	0	0	0	0	4.0	3	1	1	0	0	0	2	0.75	.231	13	0	0	13	50/30
2020	SD	MLB	0	0	13.50	2	0	0	0	0	2.0	3	3	3	0	0	1	2	2.00	.333	9	1	0	10	31/21
Career		MLB	0	0	7.00	8	0	0	0	0	9.0	11	7	7	1	3	3	7	1.56	.306	36	1	0	44	157/95

## POSTSEASON (COMBINED)

Season	Team	League	W	L	ERA	G	GS	CG	SV	SVO	IP	H	R	ER	HR	HB	BB	SO	WHIP	AVG	AB	WP	GDP	TBF	NP/S
2012	WSH	MLB	0	0	9.00	4	0	0	0	0	3.0	5	3	3	1	3	2	3	2.33	.357	14	0	0	21	76/44
2014	WSH	MLB	0	0	2.25	2	0	0	0	0	4.0	3	1	1	0	0	0	2	0.75	.231	13	0	0	13	50/30
2020	SD	MLB	0	0	5.79	4	1	0	0	0	4.2	5	3	3	0	0	2	4	1.50	.263	19	1	0	21	78/52
Career		MLB	0	0	5.40	10	1	0	0	0	11.2	13	7	7	1	3	4	9	1.46	.283	46	1	0	55	204/126



# ROBERT SUAREZ

Height: 6-2      Bats: R  
Weight: 237      Throws: R

SWAH-rez  
robertsuarez\_75

# 75

RHP

Full Name	Robert Suarez
Date of Birth	March 1, 1991 in Caracas, Venezuela
Current Residence	Caracas, Venezuela
2023 Opening Day Age	32
MLB Service Time	1.000
How Obtained	Signed as a Major League free agent on December 1, 2021
Contract Status	Signed through 2027 (player opt-out clause after 2025)

## QUICK HITS

- He became 1 of just 6 relievers in MLB history to allow 0 ER across 20+ home appearances in a regular season in his rookie 2022 campaign.
- After missing 55 team games in June and July (right knee surgery), he was reinstated from the 60-day IL on August 6 and was scoreless in 21 of his 23 final regular season outings, going 3-0 with 7 holds, a 1.48 ERA, .198 opponents' AVG and 11.84 SO/9 IP over that stretch.
- He posted a 19.1-scoreless inning streak across his final 13 regular season appearances and his first 5 Postseason appearances in '22.
- Made his Postseason debut in the 8th inning of Game 1 of the Wild Card Series vs. the Mets on Oct. 7 in SD's 7-1 victory, retiring all 3 batters he faced on 7 pitches (5 strikes). He became 1 of 5 SD relievers to retire all 3 batters he faced in 1.0 inning of work in 7 pitches-or-fewer in a Postseason outing, joining Emilio Pagan (2020), Trevor Hoffman, Clay Hensley (2006) and Mark Langston (1998).
- His 7 Postseason appearances tied with Nick Martinez for most on the SD staff in '22. He retired all 6 batters he faced in the Wild Card series vs. the Mets on 18 pitches, and earned a hold in Games 2 through 4 of the NLDS vs. LAD.
- Originally signed with the Padres on December 1, 2021 to a 1-year contract with a player option for 2023, but opted out after the 2022 season. Re-signed with SD to a 5-year deal through 2027 on November 7, 2022, including a player opt-out clause after 2025.
- Over his 5 seasons in Japan's Nippon Professional Baseball Organization, he compiled a 7-13 record with a 2.81 ERA (64 ER, 205.0 IP), 1.16 WHIP and 209 strikeouts to just 70 walks (3.34 SO/BB ratio) in 191 career games (all in relief) between between the Hanshin Tigers (2020-21) and Fukuoka SoftBank Hawks (2016, '18-19).
- Led all NPB pitchers with 42 saves in 2021.
- In his 2 seasons with Hanshin from 2020-21, he allowed just 2 home runs to the 437 batters he faced.

## 2022 SEASON

- Made 45 appearances out of the SD pen in his first Major League season, and led all SD hurlers in ERA (2.27), opponents' AVG (.176), SLG (.285) and OPS (.569).



- His 5 wins also tied with Nabil Crismatt and Adrian Morejon for most among all SD relievers, and his 12 holds trailed only Luis Garcia's 20 for most on the club.
- Allowed a career-high-tying 3 earned runs in his Major League debut on Opening Day on April 7 at ARI...entered the game with a 4-0 lead in the bottom of the 9th before failing to record an out, while walking 2 and hitting 1 batter in SD's eventual 4-3 defeat...it would be his only losing decision of the regular season.
- Was scoreless in 15 of his next 21 outings from April 10-June 5, going 2-0 with 1 SV, 5 HLD, a 1.93 ERA (5 ER, 23.1 IP) and a .152 opp. AVG
- Placed on the 15-day IL on June 7 with right knee inflammation before being transferred to the 60-day IL on July 12...began a rehab assignment on July 26 before being reinstated on August 6, missing 55 team games.
- Was scoreless in 21 of his 23 final regular season outings after being reinstated from the 60-day IL, going 3-0 with 7 HLD, a 1.48 ERA (4 ER, 24.1 IP), .198 opp. AVG and 11.84 SO/9 IP.
- Finished the season with a career-best 13.1 consecutive scoreless IP across his final 13 regular season appearances

# ROBERT SUAREZ



from Sept 6-Oct. 4...it was the 4th-longest scoreless streak by an SD reliever in '22, trailing Tim Hill (18.2 IP), Nick Martinez (15.0) and Adrian Morejon (13.2).

- He was 1 of 9 ML relievers and 4 NL relievers to allow 0 home runs from May 23 through the end of the regular season (min. 30.0 IP).
- He became 1 of just 6 relievers in MLB history to allow 0 ER across 20+ home app in a regular season single campaign, with STL's Kevin Siegrist in 2013 being the last to do so... allowed 12 ER in 23.2 IP in 24 regular season road app (4.56 ERA).
- Limited hitters to a .176 clip...LHH were 13-for-72 (.181), RHH batted .172 (16-for-93).
- Per Statcast, he relied on 5 pitches: 4-Seam Fastball (43.6%), Sinker (22.2%), Changeup (21%), Cutter (8.7%) and Curveball (4.5%)...opponents were just 4-for-45 (.089 AVG) vs. his changeup and 14-for-62 vs. his 4-seamer, which averaged 97.9 mph (94th percentile in fastball velocity).
- He posted a -4.1 run value per 100 sinkers throw in 2022, 3rd-best among pitchers with at least 25 plate appearances using the pitch, according to Statcast...the run value metric measures the impact of an event based on the runners on base, outs and the count...opponents hit just .139 against the sinker with a .139 SLG.

**POSTSEASON:** His 7 Postseason appearances tied with Nick Martinez for most among all SD hurlers during the club's run to the NLCS...he was scoreless in each of his first 5 career Postseason outings across the Wild Card Series vs.

NYM and NLDS vs. LAD.

- Made his Postseason debut in the 8th inning of Game 1 of the Wild Card Series vs. the Mets on Oct. 7 in SD's 7-1 victory, retiring all 3 batters he faced on 7 pitches (5 strikes)...he became 1 of 5 SD relievers to retire all 3 batters he faced in 1.0 inning of work in 7 pitches-or-fewer, joining Emilio Pagan (2020), Trevor Hoffman and Clay Hensley (2006) and Mark Langston (1998).
- Relieved Joe Musgrove in the 8th inning of SD's decisive 6-0, Game 3 Wild Card victory vs. NYM on Oct. 9, striking out 2 of the 3 batters he faced on 11 pitches...he retired all 6 batters he faced in the Wild Card series vs. the Mets on 18 pitches.
- Earned a hold in Games 2 thru 4 of the NLDS vs. LAD... entered G2 at Dodger Stadium in the 6th inning on Oct. 12 in relief of Yu Darvish with 0 outs and runners at 1st and 3rd...he struck out Justin Turner and induced an inning-ending, 4-6-3 ground ball double play...with 1 out in the 7th inning, after a single by Cody Bellinger and a double by Mookie Betts, he induced a groundout to 3B (Justin Turner), intentionally walked Freddie Freeman, and got Will Smith to line out to CF in SD's 5-3 victory...he became the 1st rookie in Padres history to enter a Postseason game in relief, strand multiple inherited runners, and pitch multiple scoreless innings...the last SD hurler overall to do so in the Postseason was Donne Wall on October 18, 1998 @ NYY (2.2 scoreless IP with 2 inherited runners stranded).
- Entered Game 3 of the NLDS on Oct. 14 in the 8th inning and earned his 2nd consecutive hold, tossing a scoreless

# ROBERT SUAREZ



8th frame in SD's 2-1 victory...tossed a perfect 8th inning in SD's 5-3, series-clinching Game 4 victory on Oct. 15 for his 3rd consecutive hold.

- Entered Game 2 of the NLCS Wed vs. PHI in the 8th inning, and allowed his first run of the season (reg + Post) at home...he was scoreless in all 23 app. and 26.0 IP at Petco Park prior to that outing...he was also scoreless in each of his prior 18 app and 19.1 IP overall dating back to Sept. 6.
- He posted a 19.1-scoreless inning streak across his final 13 regular season appearances and his first 5 Postseason appearances before having the streak snapped in Game 2 of the NLCS on Oct. 19...he allowed an 8th inning solo home run to Rhys Hoskins in SD's 8-5 victory.
- Tagged with his first losing decision since his Major League debut in Game 5 of the NLCS on Oct. 23 in SD's 4-3, season-ending defeat...entered the game in the 7th inning in relief of Yu Darvish with Bryson Stott at 2nd base and got out of the inning unscathed...in the 8th inning, he allowed a leadoff single to J.T. Realmuto before surrendering a go-ahead 2-run homer to Bryce Harper.

## 2021

- Spent the 2021 season pitching for the Hanshin Tigers in Japan's Nippon Professional Baseball Organization and went 1-1 with a 1.16 ERA (8 ER, 62.1 IP), 0.77 WHIP (40 H, 8 BB) and 58 SO (25.3% SO rate) over 62 relief app.
- Led all NPB pitchers with 42 saves and posted a 3.5 BB%

(2 IBB).

- Set a Hanshin club record with saves in 14 straight mound appearances, breaking the previous record of 11 set by Kyuji Fujikawa, who went on to pitch for the Chicago Cubs (2013-14) and Texas Rangers (2015).
- Allowed 5.8 hits/9 IP, the lowest ratio of his 5-year stay in Japan...allowed 40 hits to the 229 batters he faced, but not one was a HR...posted NPB career highs in app. (62) and IP (62.1)

## 2020

- In his 1st season with Hanshin, went 3-1 with a 2.24 ER (13 ER, 52.1 IP), 1.05 WHIP, 25 saves and 50 SO to 9 BB.
- His 25 saves led the Central League and owed just 2 HR to the 208 batters he faced.

## 2019

- Made just 9 app. in his 3rd season with the Fukuoka SoftBank Hawks, going 0-4 with a 5.74 ERA (17 ER, 26.2 IP), 27 SO against 20 BB and 6 HR allowed.

## 2018

- In his 2nd season with SoftBank, made just 11 app., going 1-1 with a 6.30 ERA (7 ER, 10.0 IP), 10 SO and 5 BB.



# ROBERT SUAREZ



## 2015-17

- Made 2 scoreless app. in **2017** for Team Venezuela during the World Baseball Classic, but injured his elbow during the tournament, eventually needing Tommy John surgery.
- Made his NPB debut in **2016** with Softbank in 2016 with a 3.19 ERA, 2-6 record, 1 save, 26 holds and 64 SO against 18 BB.
- Began his professional career in **2015** with a 23-save season in 2015 with the Saraperos de Saltillo of the Triple-A Mexican League, where he fanned 48 batters vs. 7 BB over 47.1 IP.

- Allowed just 1 ER in his final 22 appearances, including scoreless outings in his final 12 appearances.

## PERSONAL

- Worked as a security guard at a supermarket and in construction in Venezuela in his early 20s, pitching solely on the weekends in amateur and independent leagues.
- His brother, Albert, has also pitched in Nippon Professional Baseball for the Tokyo Yakult Swallows.

## NIPPON PROFESSIONAL BASEBALL (JAPAN)

Year	Team	G	W	L	SV	HLD	HP	CG	SHO	PCT	BF	IP	H	HR	BB	HB	SO	WP	BK	R	ER	ERA	
2016	SoftBank	58	2	6	1	26	28	0	0	.250	223	53.0	0.2	49	5	18	1	64	2	0	21	19	3.19
2018	SoftBank	11	1	1	0	3	4	0	0	.500	51	10.0		15	1	5	1	10	0	0	7	7	6.30
2019	SoftBank	9	0	4	0	0	0	0	0	.000	126	26.0	0.2	28	6	20	1	27	2	0	18	17	5.74
2020	Hanshin	51	3	1	25	8	11	0	0	.750	208	52.0	0.1	36	2	19	0	50	2	0	15	13	2.24
2021	Hanshin	62	1	1	42	0	1	0	0	.500	229	62.0	0.1	40	0	8	0	58	1	0	9	8	1.16
Totals		191	7	13	68	37	44	0	0	.350	837	205.0		168	14	70	3	209	7	0	70	64	2.81

## ROBERT SUAREZ CAREER PITCHING

Season	Team	League	W	L	ERA	G	GS	CG	SV	SVO	IP	H	R	ER	HR	HB	BB	SO	WHIP	AVG	AB	WP	GDP	TBF	NP/S
2015	SLT	AAA	5	0	1.71	43	0	0	23	26	47.1	38	9	9	1	3	7	48	0.95	.222	171	2	6	182	669/454
2022	PAD	ROK	0	0	0.00	1	1	0	0	0	1.0	0	0	0	0	0	3	0.00	.000	3	0	0	3	9/9	
2022	ELP	AAA	0	0	9.00	3	0	0	0	0	3.0	4	4	3	2	0	1	3	1.67	.308	13	0	0	14	61/45
2022	SD	MLB	5	1	2.27	45	0	0	1	4	47.2	29	13	12	4	4	21	61	1.05	.176	165	2	2	191	801/506
2022	2 Teams	Minors	0	0	6.75	4	1	0	0	0	4.0	4	4	3	2	0	1	6	1.25	.250	16	0	0	17	70/54
Career		MLB	5	1	2.27	45	0	0	1	4	47.2	29	13	12	4	4	21	61	1.05	.176	165	2	2	191	801/506
Career		Minors	5	0	2.10	47	1	0	23	26	51.1	42	13	12	3	3	8	54	0.97	.225	187	2	6	199	739/508

## WILD CARD

Season	Team	League	W	L	ERA	G	GS	CG	SV	SVO	IP	H	R	ER	HR	HB	BB	SO	WHIP	AVG	AB	WP	GDP	TBF	NP/S
2022	SD	MLB	0	0	0.00	2	0	0	0	0	2.0	0	0	0	0	0	2	0.00	.000	6	0	0	6	18/15	

## DIVISION SERIES

Season	Team	League	W	L	ERA	G	GS	CG	SV	SVO	IP	H	R	ER	HR	HB	BB	SO	WHIP	AVG	AB	WP	GDP	TBF	NP/S
2022	SD	MLB	0	0	0.00	3	0	0	0	0	4.0	3	0	0	0	0	1	3	1.00	.214	14	0	1	15	50/36

## LEAGUE CHAMPIONSHIP SERIES

Season	Team	League	W	L	ERA	G	GS	CG	SV	SVO	IP	H	R	ER	HR	HB	BB	SO	WHIP	AVG	AB	WP	GDP	TBF	NP/S
2022	SD	MLB	0	1	9.00	2	0	0	0	1	3.0	4	3	3	2	0	1	4	1.67	.333	12	0	1	13	44/34

## POSTSEASON (COMBINED)

Season	Team	League	W	L	ERA	G	GS	CG	SV	SVO	IP	H	R	ER	HR	HB	BB	SO	WHIP	AVG	AB	WP	GDP	TBF	NP/S
2022	SD	MLB	0	1	3.00	7	0	0	0	1	9.0	7	3	3	2	0	2	9	1.00	.219	32	0	2	34	112/85

## CAREER TRANSACTIONS

OPTIONS USED: 0/3

- 2021 Signed by SD as a Major League free agent, December 1
- 2022 Re-signed by SD as a Major League free agent, November 17



# BRETT SULLIVAN

Height: 6-0      Bats: L  
Weight: 191      Throws: R

# 24

C

Full Name	Brett Charles Sullivan
Date of Birth	February 22, 1994 in Stockton, California
Current Residence	Scottsdale, Arizona
2023 Opening Day Age	28
MLB Service Time	0.000
How Obtained	Acquired by SD from MIL along with OF Korry Howell in exchange for C Victor Caratini and cash considerations on April 6, 2022
Contract Status	Signed through 2023

## QUICK HITS

- 2023 marks Sullivan's 5th invite to Major League Spring Training. Received non-roster invites by TB in 2018, '20 and '21, and was in Brewers' camp on a Major League contract in '22.
- Acquired by SD the day before Opening Day on April 6, 2022 from MIL in a 3-player deal that sent C Victor Caratini to MIL.
- Spent all of '22 with Triple-A El Paso and posted career highs in runs scored (73), RBI (tied, 81) and walks (38).
- His 13 sacrifice flies in '22 were the 2nd-most in all of minor league baseball, trailing only TEX's Blaine Crim's 14.

## 2022 SEASON

- Acquired by SD from MIL along with Korry Howell on April 6, 2022 in exchange for C Victor Caratini and cash considerations.
- Spent all of 2022 with El Paso (AAA) and was 1 of 4 Chihuahuas to play in 100+ games (113) with 400+ at-bats (421)...he posted career highs in runs scored (73), RBI (tied, 81) and walks (38).
- His 13 sacrifice flies were the 2nd-most in all of minor league baseball, trailing only Blaine Crim's 14.
- Made 64 appearances at catcher, 15 at third base and 13 in left field.
- Collected 1 of the Chihuahuas' 10 walk-off hits on April 30 vs. Reno on an RBI-single with 2 on and 2 outs in the 9th inning.
- Hit safely in 14 of his first 17 games from April 7-May 5 at a .333 clip (19-for-57) with 5 XBH (2 2B, 3 HR)...hit .196 (10-for-51) in May before hitting .349 (29-for-83) in June, .265 (22-for-83) in July, .278 (22-for-79) in August and .274 (20-for-73) in September.
- Hit .319 (66-for-207) with 23 XBH in 55 games at home vs. a .252 clip (54-for-214) with 20 XBH in 58 away games.
- The left-handed hitter batted .303 (97-for-320) with 7 HR vs. righties and .228 (23-for-101) with 2 HR vs. lefties.
- He hit .294 (42-for-143) with RISP, including 8-for-19 (.421) with the bases loaded.
- Spent the majority of the season batting in the 5th slot (45 G, .291 AVG) of the Chihuahuas' batting order, and also

## ACCOLADES

MiLB Organization All-Star (2016 & '19, TB)

Southern League Mid-Season All-Star (2018, Montgomery)

Florida State League Mid and Post-Season All-Star (2017, Charlotte)

Midwest League Mid-Season All-Star (2016, Bowling Green)

Midwest League Player of the Week (June 19, 2016 - Bowling Green)

batted 7th 20 times (.250 AVG), 6th 19 times (.254), 4th 12 times (.273), 3rd nine times (.300), 9th 3 times (.667) 2nd twice (.444), 8th twice (.333) and lead off once (.1000).

- When he got ahead in counts, he was a .307 hitter (43-for-140) with 7 of his 9 HR...when he fell behind, he hit .183 (24-for-131).

## 2021

- Was a non-roster invitee to TB's Major League Spring Training in his final season with the Rays' organization... spent all of 2021 with Durham (AAA), batting .223 (69-for-309) with 9 HR and 35 RBI across 90 games played.
- Following the season played for Escogido in the Dominican Winter League (14g, .273, 0hr, 5rbi).
- Signed as a free agent with Milwaukee on November 30.

## 2020

- Was a non-roster invitee to Spring Training and in Major League camp with the Rays at the time of the COVID-19 shutdown.
- Appeared in 5 games with the Sugar Land Lightning Sloths of the independent All-American Baseball Challenge before he was added to the Rays' 60-man Player Pool roster on July 28.
- Following the season played for Escogido in the Dominican Winter League (11 G, .243 AVG, 2 HR, 4 RBI).

## 2019

- Spent all of 2019 at Double-A Montgomery for the 2nd consecutive season...batted .280 with 10 HR, 51 RBI and 21 SB in 102 games...played mostly left field (56 starts).

# BRETT SULLIVAN



- Ranked among the Southern League leaders in doubles (T-6th, 25), SLG (8th, .459), OPS (9th, .792), stolen bases (T-9th, 21), AVG (10th, .280) and XBH (10th, 40)
- Hit for the cycle in a 5-1 win on June 5 vs. Tennessee, the second cycle in club history (4-for-4, 3 R, 2B, 3B, HR, 2 RBI).

## 2018

- Earned his 1st non-roster invitation to TB's ML Spring Training...batted .266 with 7 HR, 65 RBI and 17 SB in 111 G @ Montgomery (AA)...his 65 RBI tied for 7th in the league
- Earned Southern League Mid-Season All-Star honors and was named Southern League Player of the Week for Aug. 27-Sept. 3, batting .481 (13-for-27) with 1 HR and 9 RBI.

## 2017

- Batted .294 with 8 HR, 74 RBI and 18 SB in 107 G between Class-A Charlotte (83 G) and Double-A Montgomery (24 G)
- Was a Florida State League Mid and Post-Season All-Star... his 67 RBI tied for second in the league.
- His 74 RBI overall ranked 2nd among Rays Minor League players, trailing only Jesús Sánchez (82).
- Following the season played for the Surprise Saguaros in the Arizona Fall League (14 G, .313, 0 H, 11 RBI).

## 2016

- Batted .283 with 13 HR, 81 RBI and 17 SB in 118 games at Bowling Green (A), and appeared at catcher for the first time in his professional career (65 starts).

- Was a Midwest League All-Star....ranked among the league leaders in RBI (T2nd, 81), runs (T3rd, 75), doubles (T6th, 34), extra-base hits (T6th, 47), total bases (T8th, 206), hits (10th, 133) and HR (T10th, 13)
- His 81 RBI led Rays Minor League players.
- Named Midwest League Player of the Week for June 13-19, batting .500 (13-for-26) with 11 RBI.

## 2015

- Batted .260 with 11 HR and 31 RBI in 64 games at Class-A Princeton, all at third base.
- Led the Appalachian League in XBH (34) and ranked among the league leaders in total bases (T-2nd, 128), runs (T-3rd, 47), HR (T-3rd, 11), 2B (T-3rd, 20) and hits (T-7th, 69).

## PERSONAL

- Is married...wife's name is Hunter...the couple has a son named Hudson.
- Graduated from Lincoln (CA) High School, where he also played football and basketball.
- Attended the University of the Pacific, where he became the 1st player in program history to hit for the cycle (sophomore).
- Was originally drafted by Tampa Bay as an infielder in 2015 (17th round).
- Brother, Tyler, a year older, also played for Pacific and was selected by the White Sox in the same draft (14th round).
- Co-founded a nutritional dog treat company with his brother called Barkley's Bag.

## BRETT SULLIVAN CAREER BATTING

Season	Team	League	AVG	G	AB	R	H	2B	3B	HR	RBI	BB	SO	SB	CS	OBP	SLG	OPS	PA	HBP	SAC	SF	GIDP
2015	PRN	ROK	.260	65	265	47	69	20	3	11	31	10	35	5	0	.296	.483	.779	281	4	1	1	4
2016	BG	A(Full)	.283	118	470	75	133	34	0	13	81	24	70	17	4	.314	.438	.752	501	0	1	6	11
2017	CHA	A(Adv)	.301	83	326	44	98	19	5	8	67	14	29	14	4	.330	.463	.793	345	2	0	3	4
2017	MTG	AA	.272	24	92	12	25	5	0	0	7	3	11	4	0	.302	.326	.628	96	1	0	0	0
2017	2 Teams	Minors	.294	107	418	56	123	24	5	8	74	17	40	18	4	.324	.433	.757	441	3	0	3	4
2018	MTG	AA	.266	111	421	47	112	19	4	7	65	34	55	17	7	.322	.380	.702	466	4	0	7	7
2019	MTG	AA	.280	102	364	53	102	25	5	10	51	32	48	21	5	.333	.459	.792	403	0	1	6	2
2021	DUR	AAA	.223	90	309	48	69	20	0	9	35	31	54	7	4	.302	.375	.677	345	4	1	0	2
2022	ELP	AAA	.285	113	421	73	120	28	6	9	81	38	58	3	0	.339	.444	.783	475	3	0	13	8
Career		Minors	.273	706	2668	399	728	170	23	67	418	186	360	88	24	.320	.429	.749	2912	18	4	36	3

## CAREER TRANSACTIONS

OPTIONS USED: 1/3

- 2015 Signed by TB as a 17th-round selection in the First-Year Player Draft, June 20
- 2021 Signed by MIL as a Major League free agent, November 21
- 2022 Acquired by SD from MIL along with OF Korry Howell in exchange for C Victor Caratini and cash considerations, April 6



# DOMINGO TAPIA

(NRI)

Height: 6-3      Bats: R  
Weight: 270      Throws: R

# 76

RHP

Full Name	Domingo Rafael Tapia
Date of Birth	August 4, 1991 in Santo Domingo, Dominican Republic
Current Residence	Santo Domingo, Dominican Republic
2023 Opening Day Age	31
MLB Service Time	0.168
How Obtained	Signed as a minor league free agent on December 28, 2022
Contract Status	Signed through 2023

## QUICK HITS

- Tapia's minor league deal with SD for 2023 marks his 7th different organization: Mets (2010-16), Reds (2017-18), Red Sox (2019-20), Mariners (2021), Royals (2021) and Oakland (2022).
- Made his Major League debut with Boston on Sept. 11, 2020, at Tampa Bay. Is scoreless in 36 of his 50 career Major League outings.
- Worked primarily as a starter to begin his professional career from 2010-14, but 193 of his 208 appearances from 2015-22 came in relief.
- In 2021 with Kansas City, posted the 2nd-highest single-season velocity average in franchise history after averaging 94.7 mph across his 485 pitches as a Royal.
- Underwent Tommy John surgery on May 5, 2015.

## 2022 SEASON

- Claimed off waivers by OAK from KC on April 30 and made 11 appearances for the A's across five separate stints (8.47 ERA -16 ER, 17.0 IP).
- Posted a 2.02 ERA (8 ER, 35.2 IP) across 32 Triple-A appearances, including a 1.76 ERA (6 ER, 30.2 IP) with 29 strikeouts while converting four of five save opportunities in 27 games (12 GF) for Las Vegas (Oakland's AAA).
- Pitched two-or-more innings in four of his 11 outings for the A's, which marked a single-season career high...also eclipsed his single-game innings mark on Aug. 18 at Texas when he tossed 2.2 innings of one-run ball.
- Signed a minor league contract with the Padres on Dec. 28.

## 2021

- Made just two appearances with Seattle before being optioned to Triple-A Tacoma on May 4 and later DFA'd on May 17.
- Traded to Kansas City on May 22 for cash considerations and spent the remainder of the season between Triple-A Omaha and the Majors.
- From May 29 to July 8, tallied 39 appearances (12 GF) for Omaha at a 3.43 clip (17 ER, 44.2 IP) with 42 strikeouts.
- Recalled by Kansas City on July 23 and made 32 appearances, going 4-1 with a 2.84 ERA (10 ER, 31.2 IP) with

25 strikeouts to conclude his 2021 campaign.

- Went 3-0 and turned in a 1.63 ERA across 27 outings for KC from July 24 to Sept. 20, limiting opposing bats to a .151 average.
- Secured his first ML win on Aug. 18 vs. Houston after recording the last out of the seventh inning.
- Notched a single-game career high in strikeouts on Sept. 20 at Cleveland when he punched out four over a hitless 1.2 innings for his third win of the season.
- Pitched two-or-more innings for the first time in his ML career on Sept. 9 at BAL, when he tossed a pair of hitless innings with one strikeout to earn the hold in a 6-0 win.
- Allowed a home run on July 30 in Toronto to Bo Bichette, before stringing together 29-straight homerless games (28.2 IP)...was the second-longest homerless span by a Royal in 2021, trailing only a 31-game, 34.0-inning stretch by Scott Barlow from April 1 to June 16.
- Went 1-0 with a 1.08 ERA across 17 appearances at Kauffman Stadium, marking the sixth-best single-season ERA at Kauffman Stadium (min. 15 G), trailing just Greg Holland (0.31 ERA in 2011 & 0.73 in '13) Louise Coleman (0.59 in '13) Joakim Soria (0.77 in '08) and Dan Quisenberry (0.99 in 1987).

## 2020

- Made his Major League debut with Boston on Sept. 11 at Tampa Bay, where he allowed just one hit over 1.0 scoreless inning of work.
- Appeared in five games as a September callup for Boston, posting a 2.08 ERA (1 ER, 4.1 IP) with four strikeouts and two walks.
- From Sept. 16 through the end of the season, tossed 3.1 scoreless innings with three strikeouts over four appearances.
- Claimed off waivers by Seattle on Oct. 23.

## 2019

- Pitched the entirety of the season at Triple-A Pawtucket and posted a 5.18 ERA (38 ER, 66.0 IP) with a 5-4 record across 44 games (1 GS, 11 GF).
- Ranked second among Pawsox arms in appearances (44) and led the club's primary relievers with 66.0 innings pitched.

# DOMINGO TAPIA

NRI



## 2010 - 2018

- Signed by the New York Mets on Dec. 16, 2009 and spent seven seasons (2010-16) as a Met farmhand before making stops with Cincinnati (2017-18), Boston (2019-20), Kansas City (2021), Seattle (2021) and Oakland (2022).
- In **2010**, made his professional debut with the DSL Mets, where he turned in a 3.09 ERA across three starts before ascending to the GCL Mets. In the GCL, posted a 4-3 record and a 3.45 ERA (18 ER, 47.0 IP) in 10 starts to conclude his 2010 campaign.
- Since **2011**, went 5-5 with a 3.78 ERA (21 ER, 50.0 IP) over 11 starts with Rookie-Ball Kingsport...also made one start for Single-A Brooklyn, where he secured the win after tossing six shutout innings for his final game of the season.
- With Single-A Savannah in **2012**, tied for the team lead in innings (108.2) and strikeouts (101)...ascended to Single-A St. Lucie the following season in **2013** and paced the team with 22 starts...underwent Tommy John surgery on May 5, **2015**.
- In **2016**, made 20 appearances between Single-A St. Lucie (19 G) and Double-A Binghamton (1 G), totaling 30.1 innings at a 3.56 clip (12 ER) with 25 strikeouts.
- On Nov. 28, **2016**, signed a minor league contract with Cincinnati and spent the **2017** and **2018** seasons pitching

primarily out of the 'pen between Double-A Pensacola and Triple-A Louisville...notched his first professional save on April 20, 2017 vs. Double-A Jacksonville and went on to post his best single-season K/BB rate (3.27) with 85 strikeouts against 26 walks (4.08 ERA) across 38 games (10 GS) between Double-A and Triple-A...in **2018**, went 4-5 with a 3.60 ERA (26 ER, 65.0 IP) in 48 games (4 GS) between Double-A and Triple-A...on Nov. 16, **2018**, signed a minor league contract with the Boston Red Sox.

## PERSONAL

- Currently resides in Santo Domingo, Dominican Republic.
- Signed by Rafael Perez, Ismael Cruz, Camilo Pina and Sandy Rosario (Mets).

# DOMINGO TAPIA

NRI



## CAREER TRANSACTIONS

OPTIONS USED: 2/3

2009	Signed by NYM as an international free agent, December 16
2016	Signed by CIN as a minor league free agent, November 28
2018	Signed by BOS as a minor league free agent, November 16
2020	Claimed off waivers by SEA from BOS, October 23
2021	Traded to KC from SEA for cash considerations, May 22
2022	Claimed off waivers by OAK from KC, April 30
2022	Signed by SD as a minor league free agent, December 28

# DOMINGO TAPIA



## DOMINGO TAPIA CAREER PITCHING

Season	Team	League	W	L	ERA	G	GS	CG	SV	SVO	IP	H	R	ER	HR	HB	BB	SO	WHIP	AVG	AB	WP	GDP	TBF	NP/S
2010	DSL MET	ROK	0	1	3.09	3	3	0	0	0	11.2	8	4	4	0	4	5	5	1.11	.195	41	2	3	50	79/51
2010	MTS	ROK	4	3	3.45	10	10	0	0	0	47.0	49	25	18	0	8	10	29	1.26	.269	182	5	5	205	310/250
2010	2 Teams	Minors	4	4	3.38	13	13	0	0	0	58.2	57	29	22	0	12	15	34	1.23	.256	223	7	8	255	389/301
2010	2 Teams	ROK	4	4	3.38	13	13	0	0	0	58.2	57	29	22	0	12	15	34	1.23	.256	223	7	8	255	389/301
2011	KNG	ROK	5	5	3.78	11	11	0	0	0	50.0	50	28	21	3	1	16	30	1.32	.258	194	5	3	213	345/263
2011	BRK	A(Short)	1	0	0.00	1	1	0	0	0	6.0	5	0	0	0	0	0	6	0.83	.227	22	0	1	22	34/34
2011	2 Teams	Minors	6	5	3.38	12	12	0	0	0	56.0	55	28	21	3	1	16	36	1.27	.255	216	5	4	235	379/297
2012	SAV	A(Full)	6	5	3.98	20	19	0	0	0	108.2	92	55	48	2	8	32	101	1.14	.283	406	5	9	452	798/626
2013	SLU	A(Adv)	3	9	4.62	23	22	0	0	0	101.1	87	60	52	3	5	63	89	1.48	.231	376	9	4	449	875/580
2014	SLU	A(Adv)	6	8	3.96	21	21	0	0	0	109.0	104	53	48	5	1	51	56	1.42	.255	408	8	12	466	867/580
2015	BNG	AA	0	1	43.20	3	0	0	0	0	1.2	5	9	8	0	2	8	0	78.0	.500	10	0	0	21	78/31
2016	SLU	A(Adv)	0	2	3.54	19	0	0	0	0	28.0	35	15	11	2	0	13	24	1.71	.310	113	2	4	129	453/301
2016	BNG	AA	0	0	3.86	1	0	0	0	0	2.1	2	1	1	1	0	1	1	1.29	.250	8	0	0	9	30/18
2016	2 Teams	Minors	0	2	3.56	20	0	0	0	0	30.1	37	16	12	3	0	14	25	1.68	.306	121	2	4	138	483/319
2017	PNS	AA	4	6	4.03	35	9	0	1	5	82.2	93	37	37	8	4	25	81	1.43	.283	329	2	9	361	1302/836
2017	LOU	AAA	0	1	4.76	3	1	0	0	0	5.2	9	4	3	1	1	4	1.76	.360	.25	1	1	1	28	94/59
2017	2 Teams	Minors	4	7	4.08	38	10	0	1	5	88.1	102	41	40	9	5	26	85	1.45	.288	354	3	10	389	1396/895
2018	PNS	AA	0	0	9.00	1	0	0	0	0	2.0	3	2	2	0	0	3	0	3.00	.375	8	0	0	11	44/22
2018	LOU	AAA	4	5	3.43	47	4	0	1	4	63.0	56	29	24	4	2	26	45	1.30	.240	233	4	5	267	981/609
2018	2 Teams	Minors	4	5	3.60	48	4	0	1	4	65.0	59	31	26	4	2	29	45	1.35	.245	241	4	5	278	1025/631
2019	PAW	AAA	5	4	5.18	44	1	0	2	6	66.0	74	47	38	8	5	32	52	1.61	.286	259	3	8	302	1087/678
2020	BOS	MLB	0	0	2.08	5	0	0	0	0	4.1	4	1	1	1	0	2	4	1.38	.235	17	0	0	19	80/49
2021	TAC	AAA	0	0	1.42	5	0	0	0	0	6.1	2	3	1	0	0	2	6	0.63	.095	21	0	0	24	86/55
2021	OMA	AAA	1	0	4.50	18	0	0	2	2	22.0	20	12	11	4	1	15	22	1.59	.238	84	1	3	100	395/234
2021	SEA	MLB	0	0	0.00	2	0	0	0	0	2.0	4	0	0	0	0	1	1	2.50	.400	10	0	0	11	35/24
2021	KC	MLB	4	1	2.84	32	0	0	0	3	31.2	21	10	10	1	0	14	25	1.11	.191	110	2	3	124	485/287
2021	2 Teams	Minors	1	0	3.81	23	0	0	2	2	28.1	22	15	12	4	1	17	28	1.38	.210	105	1	3	124	481/289
2021	2 Teams	AAA	1	0	3.81	23	0	0	2	2	28.1	22	15	12	4	1	17	28	1.38	.210	105	1	3	124	481/289
2021	2 Teams	MLB	4	1	2.67	34	0	0	0	3	33.2	25	10	10	1	0	15	26	1.19	.208	120	2	3	135	520/311
2022	OMA	AAA	0	0	3.60	5	0	0	0	0	5.0	3	2	2	0	0	3	2	1.20	.188	16	0	2	19	62/39
2022	LV	AAA	0	0	1.76	27	0	0	4	5	30.2	25	12	6	1	3	12	29	1.21	.219	114	1	5	132	481/296
2022	OAK	MLB	0	0	8.47	11	0	0	0	0	17.0	25	16	16	1	1	14	12	2.29	.338	74	3	2	90	363/223
2022	2 Teams	Minors	0	0	2.02	32	0	0	4	5	35.2	28	14	8	1	3	15	31	1.21	.215	130	1	7	151	543/335
2022	2 Teams	AAA	0	0	2.02	32	0	0	4	5	35.2	28	14	8	1	3	15	31	1.21	.215	130	1	7	151	543/335
Career		MLB	4	1	4.42	50	0	0	0	3	55.0	54	27	27	3	1	31	42	1.55	.256	211	5	5	244	963/583
Career		Minors	39	50	4.03	297	102	0	10	22	749.0	722	398	335	42	45	318	582	1.39	.253	2849	48	74	3260	8401/5562



# FERNANDO TATIS JR.

Height: 6-4      Bats: R  
Weight: 216      Throws: R

@tatis\_jr  
fernando\_tatis21

# 23

INF/OF

Full Name	Fernando Gabriel Tatis Medina Jr.
Date of Birth	January 2, 1999 in San Pedro De Macoris, Dominican Republic
Current Residence	San Pedro De Macoris, Dominican Republic
2023 Opening Day Age	24
MLB Service Time	3.127
MLB Debut	March 28, 2019 vs. SF (with SD)
How Obtained	Acquired from CWS along with Erik Johnson in exchange for James Shields and cash considerations on June 4, 2016
Contract Status	Signed through 2034

## QUICK HITS

**TRAINER'S TABLE** Had left shoulder surgery on September 6, 2022, performed in Los Angeles by Dr. Neal ElAttache. Also underwent two surgeries on the scaphoid bone in his left wrist. The first was on March 16, 2022, and the latest was in October 2022.

**APRIL 20, 2023** Tatis will be eligible to return to the Major League team on April 20, 2023 (the start of a four-game series @ ARI). Tatis will serve the final 20 games of his suspension from Major League Baseball's Joint Prevention and Treatment Program to start the 2023 season after serving 60 games from August 12 and through the Padres' 12-game 2022 Postseason run.

**SILVER SLUGGER** Became the 1st shortstop in Major League history to win multiple Silver Slugger awards (2021-22) before turning 23.

**RARE BREED** In 2021, became the 11th player in MLB history to have a 30 2B/40 HR/25 SB season and the youngest player to ever do so.

**STATUE NUMBERS** Became the fastest player in club history to reach 50 home runs (171 games), 200 hits (173), 100 runs scored (122), and 90 XBH (90).

**HEY NOW, YOU'RE AN ALL-STAR** Was the starting SS for the National League in the 2021 All-Star Game in Denver. He became the 1st Padre voted into an All-Star Game start since Tony Gwynn in 1999 and the 13th Padre to ever start an All-Star game (1st since Wil Myers in 2016). At 22 years and 193 days old, he was the youngest Padre to ever start an All-Star Game.

**WELCOME TO THE SHOW** On Feb. 1, 2021, Sony's MLB® The Show™ 21 announced that Tatis would grace the cover of the video game, becoming the youngest player to do so and the 1st Padre (game debuted in '06).

**BOOM, SIGNED** On February 22, 2021, the Padres signed Tatis to a 14-year contract through the 2034 season, the longest contract in MLB history.

## ACCOLADES

2x All MLB First Team (SS, 2020-21)

NL All-Star (2021, SD)

2x NL Silver Slugger Award (SS, 2020-21)

NL MVP Voting (2020, 4th & 2021, 3rd)

2x NL Player of the Month (July-August 2020 & May 2021)

2x NL Player of the Week (Aug. 10, 2020 & April 25, 2021)

MLBPAA Padres Heart and Hustle Award (2019, SD)

Baseball America Major League All-Rookie Team (2019, SD)

Rookie of the Year Voting (2019, finished 3rd)

Futures Game Selection (2018, World Roster)



7:05 pm ET game @ WSH in Juan Soto and Josh Bell's homecoming (both were acquired 10 days prior at the 2022 trade deadline on Aug. 2).

- Prior to his suspension, Tatis was working his way back from a left wrist injury and was days away from reporting to the Major League team.

## 2022 SEASON

- Appeared in four rehab games with Double-A San Antonio prior to Aug. 12, when MLB announced his 80-game suspension for testing positive for Clostebol, in violation of MLB's Joint Prevention and Treatment Program...the suspension was announced minutes before the Padres



# FERNANDO TATIS JR.



- The 80-game suspension began on August 12, and after the 48 regular season games to end the season, the Padres' 12 Postseason games counted towards the suspension...the suspension will last 20 more games at the start of 2023, with Tatis being eligible to return to the Major League team on April 20 (the start of a four-game series @ Arizona).
- Had left shoulder surgery on September 6, 2022 to repair the labrum in his left shoulder (performed in Los Angeles by Dr. Neal ElAttache).
- Also underwent two surgeries on the scaphoid bone in his left wrist...the first was on March 16, and the latest was in October 2022
- Tatis was cleared to resume baseball activities in early January of 2023.

## 2021

- In 130 games for the Padres in 2021, the 1st-time National League All-Star led the NL in HR (42), AB/HR rate (11.38), offensive bWAR (7.3) per Baseball Reference, average exit velocity (93.9 mph), hard hit percentage (55.6%), and barreled balls (70), and he ranked 2nd in SLG (.611), 3rd in OPS (.975), and SB (25), 4th in overall bWAR (6.6), and 7th in runs scored (99).
- For the 2nd straight season, won the NL Silver Slugger

award at shortstop, becoming 1st SS in franchise history to win the award multiple times as a Padre (Garry Templeton won the award twice in his career at SS, but his 1st Silver Slugger award was with the Cardinals).

- Became the 1st shortstop in Major League history to win multiple Silver Slugger awards before turning 23.
- Joined Alex Rodriguez (1998) as the only other shortstop to hit at least 40 home runs and steal at least 25 bases in a season (min. 100 games played at SS).
- Became the 11th player in MLB history to have a 30 2B/40 HR/25 SB season and the youngest player to ever do so... was the 13th time overall.
- Led the team in runs created (113) and extra-base hits (73), and he posted a weighted on-base average (wOBA) of .408 and a .324 batting average on balls in play (BABIP).
- His 11.38 AB/HR rate led MLB and was the 2nd best ratio of any Padre batter in SD history (behind Greg Vaughn's 11.31 in 1998).
- Had a 1.015 OPS vs. National League West opponents, the highest of any player against the NL West (min. 200 ABs)... Tatis' 24 homers against NL West teams were the most of any NL player against a single division in 2021, and the most against the NL West in a season since Nolan Arenado's 27 HR in 2015 vs. the NL West.

# FERNANDO TATIS JR.

- Posted his first 3 homer game on June 25 vs. ARI.
- Had 5 different 4-hit efforts in 2021, tying his career high of 4 hits originally set on July 14, 2019 vs. ATL, and he saw 2 games with a career-high 4 runs scored on April 25 @ LAD and June 25 vs. ARI...had a career-high 3 walks on June 29 @ CIN.
- In the Padres' 2nd road trip of 2021 @ LAD from April 22-25, he became the 1st player in MLB history to have 5-or-more home runs and 2-or-more stolen bases in a road series (posted a 1.779 OPS).
- Earned National League Player of the Month honors in the month of May, his 2nd NL Player of the Month Award (first was in July-August of 2020)...posted a slash line of .353/.440/.824 with 21 runs scored, 24 hits, 5 2B, 9 HR, 26 RBI and 8 SB over 20 games in May.
- Collected 25 RBI across 13 games from May 9-31, becoming the 2nd player in franchise history to log 25-or-more RBI in a 13-game span, joining Ken Caminiti (1996).
- Following his performance on May 23 vs. the Mariners, became the 6th player in history to have multiple 2-homer, 6-RBI games before turning 23 years, joining Hall-of-Famers Mel Ott and Jimmie Foxx, as well as Aramis Ramirez and Rafael Devers.
- Became the fastest player in club history to reach 50 home runs (171 games), 200 hits (173), 100 runs scored (122), and 90 XBH (90).
- Became the 1st SS in MLB history to log at least 50 HR by the time of his 200th career hit.
- On May 21 vs. Seattle, he hit a 3-run, opposite field HR for the 50th of his career, tying Ryan Braun for the 5th-fewest games needed to reach 50 HR (171 G)...the list of fewest games to 50 career HR: Pete Alonso (152 G), Rudy York (153 G), Gary Sanchez (161 G), Mark McGwire (161 G), Ryan Braun (171 G), and Tatis Jr. (171 G)...he became the fastest Padre to reach the milestone and the fastest shortstop in MLB history to do so.
- Made his 1st stint on the IL from April 6-16 with left shoulder inflammation...made another IL stint after testing positive for COVID-19 on May 11 before re-aggravating his shoulder on June 19 diving for a ball...missed 1 game before returning to the lineup the day after...placed again on the IL with left shoulder inflammation on July 31 and was reinstated on August 15.
- On August 15, started in right field for his 1st-career appearance in the outfield (Majors or minors), and he went 4-for-5 with 1 2B, 2 HR, 4 RBI and 3 runs scored in SD's 8-2 win @ ARI...went on to start 21 straight games in the outfield from August 5-September 10 before returning to play shortstop on September 11 @ LAD...in the final 20 games of the season, appeared in the outfield just 3 times with 18 appearances at shortstop.
- Was the starting shortstop for the National League in the 2021 All-Star Game in Denver...he became the 1st Padre voted into an All-Star Game start since Tony Gwynn in 1999 and the 13th Padre to ever start an All-Star game (1st since

Wil Myers in 2016)...at 22 years and 193 days on the date of the ASG, he was the youngest Padre to ever start an All-Star Game...led off against Shohei Ohtani and flew out, going 0-for-2 in the game.

- His 1.069 OPS on the road was the 2nd highest mark in the NL behind Juan Soto (1.086 OPS)...had a .875 OPS at home, which led all qualifying Padres.
- Swung at the 1st pitch 41.6 percent of the time, the highest 1st-pitch swinging percentage on the club.
- His 1.214 OPS with runners in scoring position ranked 2nd in the Majors behind Juan Soto (1.265 OPS), and his 1.583 OPS with RISP/2 out led the Majors.
- His homer on September 30 @ LAD put Tatis in 2nd place on the Padres' all-time home run list in a single season (42 HR), behind Greg Vaughn's 50 in 1998.
- With his HR on September 22, he became the 10th player in MLB history to hit 40-or-more HR's at age 22-or-younger and the 15th player in MLB history to hit 40-or-more HR's with 25-or-more stolen bases in a single season...joined Johnny Bench as the only players 22-or-younger to hit 40 homers in their 1st 119 games of a season.
- Set the Padres' single season home run record for a shortstop with 34...bested Khalil Greene's previous club record of 27 home runs in 2017 with his 28th homer as a shortstop on July 21 @ STL (off Shane Greene).
- His 22 errors ranked 5th most in MLB, and his 21 errors at SS were the most of any National League SS (2nd most of any SS in the Majors behind Bo Bichette's 24 errors).

## 2020

- Finished his sophomore season ranking 2nd in the NL in HR (17) and runs scored (50), 4th in RBI (45) and SB (11), 5th in TB (128) & 6th in XBH (30)...his fWAR of 2.9 ranked 3rd in the NL behind just Mookie Betts (3.0) and Freddie Freeman (3.4).
- Led the Majors in average exit velocity (95.9 mph), hard hit % (62.2), and in balls hit 95+ MPH (102).
- Per Statcast, his 7 outs above average led all MLB shortstops and tied with COL's Nolan Arenado for the most of any infielder in 2020.
- After making 18 errors in 731.1 inn. in 2019 at SS, he made 3 errors in 473.1 inn. at SS in 2020...his 3 errors tied for the 2nd fewest of any NL SS who played 400.0+ inn. at SS (tied with MIL's Orlando Arcia, behind ATL's Dansby Swanson's 2).
- In his 1st 43 G of the season (until Sept. 7), Tatis hit .314 (53-for-169) with a .405 OBP, .663 SLG and 1.068 OPS (his OPS ranked 3rd in MLB in that span behind Ian Happ's 1.079 & Mike Trout's 1.071)...in his final 16 G, he hit .164 (9-for-55) with 1 2B and 2 HR for a .533 OPS.
- His .937 OPS in 2020 ranked 3rd among all shortstops (behind Corey Seager's .943 OPS and Trea Turner's .982).
- On August 9 vs. ARI, played his 100th career game, after

# FERNANDO TATIS JR.



which he had 127 career hits, 30 HR, .320 AVG, .385 OBP, .625 SLG, 1.010 OPS, 71 RBI, 248 total bases, 54 XBH and 20 stolen bases...through his 1st 100 career G, he became the 1st SS in the Modern Era (since 1900) to hit 30+ HR and the 1st player in MLB history to hit 30+ HR and steal 20+ bases...became the 9th player in MLB history to hit 30+ HR in his 1st 100 G, joining Mark McGwire (37), Cody Bellinger (34), Pete Alonso (33), Gary Sanchez (33), Rudy York (33), Jose Abreu (31), Ryan Braun (30), and Aaron Judge (30)... among those who played their 1st 100 G as a Padre, Tatis had the most HR (30) and TB (248), the highest SLG (.625), and OPS (1.010), and ranked 2nd in AVG (.320, behind Gary Sheffield's .324) and hits (127, behind Steve Finley's 131)... among players 21-or-younger in their 1st 100 G, Tatis had the most HR, highest SLG, highest OPS, T-6th most hits and the 9th-highest AVG...his .625 SLG was 4th among all player's 1st 100 G: Rudy York (.640), Mark McGwire (.638), Ryan Braun (.628), and Tatis (.625).

- On Aug. 10, earned his 1st-career NL Player of the Week honor, becoming the 1st Padre winner since Manuel Margot in July 2017 and the 1st SD infielder since Chase Headley in Aug. 2011...In 6 G, he hit .435 (10-for-23) with a 1.261 SLG and 1.741 OPS with 7 R, 6 HR and 9 RBI.
- On August 17 @ TEX, hit his 10th and 11th HR of 2020,

became the fastest player in SD history (24 team games) to reach the double-digit HR mark...his 2nd home run was also his 1st-career grand slam, which came on a 3-0 count with 1 out in the top of the 8th with the bases loaded and the Padres leading 10-3...since detailed pitch data became available in 1988, there have been 16 instances of a homer being hit in a 3-0 count with a 6+ run lead...within the list are 25 All-Star appearances, 8 Silver Slugger Awards, 2 MVP Awards and 1 World Series MVP...before then, the last player to do so was Manny Machado on Aug. 17, 2018 @ SEA while with LAD (was its 2-year anniversary).

- On Aug. 17, became the youngest Padre to ever have a 7 RBI game, and since RBI started being tracked in 1920, was the 6th player in MLB history under the age of 22 to have a 7 RBI game, and was just the 3rd player to have 7 RBI and 2 HR in a game (joined SF's Orlando Cepeda on June 4, 1959 and CHC's Ron Santo on June 28, 1961).
- On August 19 vs. Texas, hit his MLB-leading 12th HR of the year, which were the most HRs by any 21-year-old in his team's 1st 26 games of a season in the Modern Era (since 1900)...Mel Ott was 2nd behind Tatis with 10 HR in 1929.
- On Sept. 2, was named NL Player of the Month for July-August, his 1st-career monthly award and the 1st Padre

# FERNANDO TATIS JR.



winner since Wil Myers in June 2016...over 37 games in July/Aug., Tatis slashed .313/.395/.660 with 38 R, 46 hits, 8 2B, 2 3B, 13 HR, 33 RBI and 7 SB.

- Had a 1.285 OPS with RISP, the 5th-best mark in MLB.
- His 5 opposite field home runs ranked T-2nd in the NL with Kyle Schwarber, behind Juan Soto's 6.
- Homered on Sept. 25 @ SF for the 1st time since Sept. 6 @ OAK (span of 15 G).
- After going hitless in 3 straight games for the 1st time in his career, he finished the season hitting safely in 6 of his final 7 games (.292, 7-for-24) with 1 2B, 2 HR and 5 RBI.

**POSTSEASON:** Played in all 6 Postseason games for the Padres in 2020, batting .318 (7-for-22) with 2 2B, 2 HR, 5 RBI, 5 BB and 5 R.

- Both Tatis Jr. and Wil Myers hit their 1st and 2nd career Postseason home runs in Game 2 of the Wild Card Series vs. STL, and Manny Machado homered in the 6th, following Tatis' 1st HR...was the 2nd time in SD Postseason history in which a pair of Padres hit back-to-back HRs (Tony Gwynn and Greg Vaughn on Oct. 17, 1998 @ NYY).
- Tatis Jr. homered in the 6th and 7th innings in Game 2 of the Wild Card Series vs. STL, and Wil Myers homered in the 7th and 8th innings, which was the 2nd time in MLB history that teammates homered multiple times in the same Postseason game...the other time was 88 years ago

exactly by NYY's Babe Ruth and Lou Gehrig on October 1, 1932 in Game 3 of World Series @ CHC...was the fabled game in which Ruth called his shot in the 5th, with the game tied 4-4 and Charlie Root pitching.

- Became the youngest Padre to ever homer in a Postseason game (21 and 273 days old) and the 3rd-youngest player in MLB history to homer twice in a game, behind Carlos Correa (21 and 20 days old) on Oct. 12, 2015 and Andruw Jones (19 years and 180 days old) on Oct 20, 1996.
- His 5 RBI on Oct. 2 vs. STL (Game 2) tied with Steve Garvey for the most RBI in a Postseason game by a Padre (Garvey had 5 on Oct. 6, 1984 vs. CHC).
- Hit safely in 5 of the Padres' 6 playoff games, including a 4 game hitting streak to begin his Postseason career (hit .400; 6-for-15)...was the 1st player in Padres history to open his Postseason career with a 4-game hitting streak, and his 6 hits in that time were also the most by any Padre in their 1st 4 career Postseason games.
- In Game 2 of the NL Division Series vs. LAD, CF Cody Bellinger robbed Tatis of a 7th inning, go-ahead home run.

## 2019

- Selected to the ML roster on Opening Day and was the 8th-youngest position player to start on Opening Day in the past 50 seasons...became the youngest Padre

# FERNANDO TATIS JR.



(20 years, 85 days old) to play on Opening Day and the youngest Padre to play in any game since Roberto Alomar (20 years, 77 days) in 1988.

- 31 different position players have started Opening Day at Tatis' age-or-younger in the Modern Era (since 1900)...in the previous 42 years, only 3 players younger than Tatis had started on Opening Day, 2 of whom are in the Hall of Fame (Adrian Beltre, Alan Trammell and Ken Griffey Jr.).
- Became the youngest player with 2 hits on Opening Day since Robin Young (1975) and the 1st 20-year old with an Opening Day hit since Bryce Harper and Manny Machado (2013).
- Produced a 3.6 WAR in 84 games during his rookie campaign...prior to 2019, in the 12 seasons since the Padres last Postseason appearance (2006), Padres shortstops had combined for a 3.1 WAR (FanGraphs).
- Was 1 of 11 players in 2019 to play in at least 84 games and have a .969+ OPS...full list includes 7 2019 All-Stars: Tatis Jr., Christian Yelich, Mike Trout, George Springer, Anthony Rendon, Ketel Marte, Mitch Garver, Nelson Cruz, Alex Bregman, Cody Bellinger and Yordan Alvarez...he was the 4th player in baseball history to produce a .969+ OPS in at least 84 games played in a single season prior to turning 21, joining Alex Rodriguez, Ted Williams and Mel Ott in their age-20 seasons.
- Joined Nomar Garciaparra (1997) as the only rookie SS to record 20+ HR and 15+ SB in a season...his 22 HR were the most for any SS in ML history in a season before turning 21 (besting Alex Rodriguez's previous record of 21 HR in 1996 as a 20-year-old)...with 22 HR and 16 SB, he was the 6th player since 1960 to post 20 HR/15 SB before turning 21, joining Ronald Acuña Jr. (2018), Mike Trout (2012), Bryce Harper (2012), Rodriguez (1996) and Ken Griffey Jr. (1990).
- Among those who played more than 10 games for the Padres in 2019, he led the team in AVG (.317), OBP (.379), SLG (.590), OPS (.969), wOBA (.417) and BABIP (.410)... despite playing just 84 games (11th-most on the club), he ranked 1st on the team in 3B (6), T-2nd in SB (16), 3rd in hits (106) and runs created (74), 4th in runs scored (61), T-4 in HR (22), XBH (41) and RBI (53) and 7th in BB (30).
- Hit .526 (10-for-19) in the Padres 4-game series @ COL from June 13-16, tying with Manny Machado for the 3rd-highest clip in a 4-game set in all of 2019 (behind Charlie Blackmon's .625 AVG and Starlin Castro's .579).
- In SD's win on June 14 @ COL, the Padres faced a 6-run deficit in the 9th before mounting the largest 9th inning comeback in team history, tying the game at 11-11...Tatis contributed a pair of hits in the inning, and later tripled in the 12th, scoring the eventual game-winning run...SD had never before overcome a deficit of 6+ runs in the 9th inn. (win or loss), and Tatis' 2nd hit in the inning off Wade Davis was 115.9 mph, the hardest hit ball of any Padre in 2019.
- Had his 1st-career multi-HR game on July 7 at Dodger Stadium...in doing so, he and his dad, Fernando Tatis Sr. became the 1st father/son duo to post multi-HR efforts at the same ballpark since Bobby and Barry Bonds in 1999 and

then 2003 at Shea Stadium.

- Had a team-long 14-game hit streak from July 26-Aug. 10.
- At the time of his last game on Aug. 13, led all ML rookies in OPS (.969) and SLG (.590)...2nd in OBP (.379), AVG (.317) and SB (16)...was among ML leaders in BABIP (2nd, .410), OPS (9th, .969), AVG (9th, .317) and SLG (9th, .590).
- Hit 4 leadoff HR's in an 11-day span and in back-to-back games on July 29-30 and August 7-8...finished the season with a franchise record 6 leadoff HRs, breaking Will Venable's record of 5 leadoff dingers in 2011.
- Missed 77 G across 2 separate stints on the IL...placed on the 10-day IL with a left hamstring strain on April 30 (retro: April 29) after stretching for a throw on a force play at 2B on April 28 @ WSH...had slashed .300/.360/.550 with 12 XBH (5 2B, 1 3B, 6 HR), 13 RBI, 8 BB, 6 SB and a .910 OPS in 27 games prior to the injury...reinstated from the IL on June 6 after missing 34 G.
- Slashed .325/.387/.607 with a .994 OPS in 57 G before landing on the 10-day IL on Aug. 16, sustaining a season-ending stress reaction in his lower back on August 13 vs. TB...transferred to the 60-day IL on Sept. 3.
- Entered his rookie season in 2019 rated as the No. 1 overall prospect by ESPN.com and No. 2 by *Baseball America*.


## 2018

- Spent the entire campaign with San Antonio (AA), slashing .286/.355/.507 with 16 HR and 43 RBI...had season-ending surgery to repair a fractured left thumb in July.
- After slashing .177/.231/.333 with 4 2B, 3 HR and 10 RBI in his 24 games played in April, earned Texas League Player of the Month honors in May.
- On July 19, he fractured his left thumb sliding headfirst into second base on a steal attempt...at the time of his season-ending injury, his 77 runs scored led the TL and ranked 2nd across the minors.
- Earned TL Mid and Post-Season All-Star honors and named an MiLB.com Organizational All-Star for SD.
- Selected to the World Team roster representing the Dominican Republic for his 1st All-Star Futures Game appearance on July 15 at Nationals Park...hit a 107.1 MPH single to left field on a 102.3 MPH fastball off CIN prospect RHP Hunter Greene...stole second after his next at-bat.
- Following the season, played for Estrellas Orientales in his hometown of San Pedro de Macoris in the Dominican Winter League...led the club to their 1st championship in more than half a century, slashing .263/.379/.488 with 3 home HR in the reg. season...hit 3 HR in the playoffs and earned MVP honors in the playoffs.

## 2017

- Spent the majority of the season with Fort Wayne (A) and became the 1st 18-year-old in Midwest League history to

# FERNANDO TATIS JR.



post a 20-20 season (21 HR, 29 SB).

- His 21 HR set a FW record and he led the MWL in BB (75) and OBP (.390).
- Earned MWL Mid-Season All-Star honors...twice named MWL Player of the Week (May 15-21 and June 26-July 2).
- Named Minor League and Low Class-A All-Star by *Baseball America*, Organizational All-Star for SD by MiLB.com and Minor League Player of the Year by the Padres.
- Promoted to San Antonio (AA) on August 21 and was the youngest player in the Texas League by season's end.
- Following the season, drafted 1st overall in the Dominican Republic Winter League Draft by Estrellas Orientales.
- Named best power hitter by *Baseball America* after the season...entered 2018 rated as the No. 3 prospect by ESPN.com, No. 8 by MLB.com and No. 9 by *Baseball America*.

## 2016

- Made his professional debut with the AZL Padres (R) and hit .273 (48-for-176) in 43 games before also hitting .273 (12-for-44) in 12 games for Tri-City (A).

## PERSONAL

- Son of Maria and Fernando Tatis Sr...his dad is a former 11-year MLB veteran infielder, widely known for hitting 2 grand slams in 1 inning on April 23, 1999 @ LAD (with STL) off Chan Ho Park.
- Has 3 brothers, Joshua, Elijah and Daniel, and 1 sister, Maria.
- Goes by the nickname "El Niño."
- His mom's favorite color is pink, and he likes to wear it when he plays as way to show her that she's always on his mind and in his heart.

# FERNANDO TATIS JR.



## FERNANDO TATIS JR. CAREER BATTING

Season	Team	League	AVG	G	AB	R	H	2B	3B	HR	RBI	BB	SO	SB	CS	OBP	SLG	OPS	PA	HBP	SAC	SF	GIDP
2016	PAD	ROK	.273	43	176	35	48	13	1	4	20	10	44	14	2	.312	.426	.738	188	0	1	0	3
2016	TRI	A(Short)	.273	12	44	4	12	4	2	0	5	3	13	1	1	.306	.455	.761	49	0	0	2	1
2016	2 Teams	Minors	.273	55	220	39	60	17	3	4	25	13	57	15	3	.311	.432	.743	237	0	1	2	4
2017	FW	A(Full)	.281	117	431	78	121	26	7	21	69	75	124	29	15	.390	.520	.910	518	6	0	6	6
2017	SA	AA	.255	14	55	6	14	1	0	1	6	2	17	3	0	.281	.327	.608	57	0	0	0	0
2017	2 Teams	Minors	.278	131	486	84	135	27	7	22	75	77	141	32	15	.379	.498	.877	575	6	0	6	6
2018	SA	AA	.286	88	353	77	101	22	4	16	43	33	109	16	5	.355	.507	.862	394	6	0	2	8
2019	AMA	AA	.400	2	5	2	2	0	0	0	0	3	1	1	0	.625	.400	1.025	8	0	0	0	0
2019	SD	MLB	.317	84	334	61	106	13	6	22	53	30	110	16	6	.379	.590	.969	372	5	0	3	4
2020	SD	MLB	.277	59	224	50	62	11	2	17	45	27	61	11	3	.366	.571	.937	257	5	0	1	6
2021	SD	MLB	.282	130	478	99	135	31	0	42	97	62	153	25	4	.364	.611	.975	546	2	0	4	5
2022	SA	AA	.222	4	9	2	2	1	1	0	0	4	2	0	0	.500	.556	1.056	14	1	0	0	0
Career		MLB	.292	273	1036	210	303	55	8	81	195	119	324	52	13	.369	.596	.965	1175	12	0	8	15
Career		Minors	.280	280	1073	204	300	67	15	42	143	130	310	64	23	.361	.487	.848	1228	13	1	10	18

## WILD CARD SERIES

Season	Team	League	AVG	G	AB	R	H	2B	3B	HR	RBI	BB	SO	SB	CS	OBP	SLG	OPS	PA	HBP	SAC	SF	GIDP
2020	SD	MLB	.455	3	11	5	5	1	0	2	5	3	3	0	0	.571	1.091	1.662	14	0	0	0	0

## DIVISION SERIES

Season	Team	League	AVG	G	AB	R	H	2B	3B	HR	RBI	BB	SO	SB	CS	OBP	SLG	OPS	PA	HBP	SAC	SF	GIDP
2020	SD	MLB	.182	3	11	0	2	1	0	0	0	2	4	1	1	.308	.273	.581	13	0	0	0	0

## POSTSEASON (COMBINED)

Season	Team	League	AVG	G	AB	R	H	2B	3B	HR	RBI	BB	SO	SB	CS	OBP	SLG	OPS	PA	HBP	SAC	SF	GIDP
2020	SD	MLB	.318	6	22	5	7	2	0	2	5	5	7	1	1	.444	.682	1.126	27	0	0	0	0

## ALL-STAR

Season	Team	League	AVG	G	AB	R	H	2B	3B	HR	RBI	BB	SO	SB	CS	OBP	SLG	OPS	PA	HBP	SAC	SF	GIDP
2021	NL	MLB	.000	1	2	0	0	0	0	0	0	0	0	0	0	.000	.000	.000	2	0	0	0	0

## CAREER TRANSACTIONS

OPTIONS USED: 0/3

- 2015 Signed by CWS as an international free agent, July 2
- 2016 Acquired by SD from CWS along with Erik Johnson in exchange for James Shields and cash considerations, June 4
- 2021 Signed by SD to a 14-year contract through the 2034 season, February 22



# JULIO TEHERAN

NR1

Height: 6-2      Bats: R  
Weight: 210      Throws: R

teh-RON  
@Julio\_Teheran  
julioteheran

# 48

RHP

Full Name	Julio Alberto Teheran
Date of Birth	January 27, 1991 in Cartagena, Colombia
Current Residence	Cartagena, Colombia
2023 Opening Day Age	32
MLB Service Time	9.062
MLB Debut	May 7, 2011 @ PHI (with ATL)
How Obtained	Signed as a minor league free agent on December 5, 2022
Contract Status	Signed through 2023

## QUICK HITS

**STATEN ISLAND FERRYHAWKES** Began the 2022 season with the Staten Island FerryHawkes of the Atlantic League, a professional independent baseball league. Posted a 1.60 ERA over six games before his contract was purchased by the Mexican League's Toros de Tijuana.

**BIG LEAGUE RESUME** The 2-time NL All-Star pitched in 229 Major League Games (226 starts) across 9 seasons with Atlanta (2011-19), going 77-73 with a 3.67 ERA (554 ER, 1360 IP) and 1,184 strikeouts. Became 1 of 6 players since 1900 to record over 1,000 strikeouts in a Braves uniform, along with Hall of Famers John Smoltz, Phil Niekro, Warren Spahn, Tom Glavine and Greg Maddux.

**WORKHORSE** Made 30+ big league starts in 7 consecutive seasons from 2013-19, joining José Quintana, Jon Lester and Mike Leake as the only 4 starters to do so in that 7-year stretch.

**START NO. 200** Made his 200th career start on April 30, 2019 vs. San Diego with the Braves.

**1ST BIG FLY** Hit first (and only) Major League home run August 5, 2018 @ NYM off Corey Oswalt.

**THE TEHERAN FOUNDATION** In 2016, founded Teheran Foundation in native country of Colombia. It provides activities and games, as well as financial support to children in need.

**SINCE '13** Despite not throwing a Major League inning in 2022, he ranks 19th among all Major League pitchers with 1370.1 innings pitched since 2013.

**FUTURES GAME** Was selected to play in the Futures Game in 2010 and 2011 and was the starting pitcher for the World Team in the 2011 contest.

## 2022 SEASON

- Began the 2022 season in the Atlantic League with the Staten Island FerryHawkes, a professional independent baseball club...went 1-1 with a 1.60 ERA and 35 strikeouts across 6 appearances (all starts) and 33.2 innings pitched.
- Had his contract purchased by the Toros de Tijuana of the Mexican League on June 25 and made 6 starts prior to being released...joined another Mexican League team, the Sultanes de Monterrey on August 2.

## ACCOLADES

2x National League All-Star (2014 & '16, ATL)

- Overall in 2022, he pitched 68.0 innings across 13 starts, posting a 3.57 ERA with a 56 to 10 strikeout-to-walk ratio.

## 2021

- Made his only start of the season for the Tigers on April 3 vs. CLE, working 5.0 innings and allowing one run on four hits with three walks and three strikeouts.
- Marked his first win since September 7, 2019, snapping a streak of 13 appearances (12 starts) without a win.
- He also became the first Colombian-born player to earn a win for Detroit.
- Was placed on the injured list on April 10 with a right shoulder strain, missing the rest of the season.

## 2020

- After signing with the Los Angeles Angels as a Major League free agent on December 21, 2019, he made nine starts (10 appearances overall) in the Pandemic-shortened season, posting a 10.05 ERA (35 ER, 31.1 IP) with a .305 opponents' average.
- The 2020 season snapped a streak of 6 straight seasons as an Opening Day starter...his streak matched Hall-of-Famer Warren Spahn for longest such streak by a pitcher in Braves franchise history and was the longest active streak in the Majors.
- His 10 appearances were his fewest in a season at the big-league level since his two in 2012 with Atlanta.
- Was placed on the Injured List on July 6 and activated on August 5 for his first appearance in an Angel uniform @ SEA (pitched 2.2 innings with two hits and two runs allowed).
- Tossed a season-high-tying 5.0 innings on September 2 vs. San Diego in the Padres' 11-4 win.

## 2019

- Made career-high-tying 33 starts in his final season with the Braves...at the end of 2019, he had made at least 30 starts in each of last seven seasons, one of four MLB pitchers to do



# JULIO TEHERAN



so, along with José Quintana, Jon Lester and Mike Leake.

- Made his 200th career start on April 30 vs. San Diego, becoming the ninth Braves pitcher to make 200 starts for the club since the move to Atlanta in 1966...joined Phil Niekro (594), Tom Glavine (518), John Smoltz (466), Greg Maddux (363), Tim Hudson (243), Rick Mahler (218), Ron Reed (203) and Steve Avery (201).
- Ended year with 226 career starts, which was sixth-most in Atlanta history...his 77 wins ranked ninth in that span
- Made 17 starts allowing one-or-fewer earned runs, which tied (with Jack Flaherty and Jacob deGrom) for third-most in Majors among traditional starters, behind Gerrit Cole (19) and Hyun-Jin Ryu (18)...made eight consecutive such starts, May 5-June 13, which was longest streak in Majors for a traditional starter.
- Pitched to a 3.31 ERA (60 ER, 163.1 IP) over first 30 starts, before allowing 14 earned runs over final 11.1 innings.
- Served as Atlanta's Opening Day starter for sixth consecutive season, matching Hall-of-Famer Warren Spahn for longest such streak by a pitcher in Braves franchise


history and the longest active streak in Majors...only two other Atlanta pitchers (Greg Maddux from 1993-96 and Rick Mahler 1985-88) went at least four straight...Phil Niekro (8), Maddux (7) and Mahler (5) made at least five Opening Day starts in total for Atlanta.

**POSTSEASON:** Appeared in two games in relief in 2019 for Braves, during NLDS...took loss in Game 4 at St. Louis after allowing walk-off sacrifice fly to Yadier Molina...pitched 1.0 perfect inning with two strikeouts during Game 5.

## 2018

- Made 30 starts for Braves for sixth consecutive season, and held opponents to a .196 AVG (122-for-623), which was 2nd-lowest mark in club history.
- Struck out Eduardo Escobar in first inning on Sept. 8 @ ARI for his 1,000th strikeout of career.
- Became sixth pitcher since 1900 to fan 1,000 in a Braves uniform...all five previous players are Hall of Famers: John Smoltz (3,011), Phil Niekro (2,912), Warren Spahn (2,493),

# JULIO TEHERAN



Tom Glavine (2,091) and Greg Maddux (1,828).

- Hit first career home run, Aug. 5 @ NYM with a solo shot off Corey Oswalt.
- Held San Diego hitless over 6.0 innings on June 17, and it was the first hitless start of his career...fanned 11, becoming second Atlanta pitcher to strike out double digits in a no-hit outing (Kent Mercker - 10 SO in no-hitter April 8, 1994 @ LAD).
- Made his fifth consecutive Opening Day start, which set Atlanta era (since 1966) record for a pitcher...only two other Atlanta pitchers (Greg Maddux from 1993-96 and Rick Mahler 1985-88) went four straight.

**POSTSEASON:** Pitched 1.2 scoreless innings in relief in Game 4 of NLDS in his only playoff appearance of '18.

## 2017

- Led the Braves with 32 starts to become first Atlanta pitcher to make 30 starts in five consecutive seasons since Greg

Maddux went eight straight from 1996-2003.

- Made fourth consecutive Opening Day start on April 3 @ NYM...went 6.0 shutout innings, but didn't receive a decision.
- Finished 8-3 with a 3.14 ERA (33 ER, 94.2 IP) in 15 road games, compared to a 3-10 record and 5.86 ERA (61 ER, 93.2 IP) in 17 games at SunTrust Park.
- Started opening game at SunTrust Park on April 14 vs. SD, and earned first win of season.

## 2016

- Made 30 starts for Braves for a fourth consecutive season, becoming first Atlanta pitcher to do so since Greg Maddux went eight straight from 1996-2003.
- Made his All-Star Game debut and tossed a perfect fifth inning...named to second career All-Star team (did not play in 2014 game).
- Became the first Braves pitcher to start three consecutive Opening Days since RHP Derek Lowe (2009-2011).

# JULIO TEHERAN



- Struck out a career-high 12 batters twice (May 24 vs. MIL and October 2 vs. DET).
- Faced 28 batters in a one-hit shutout @ NYM on June 19, allowing no walks and fanning seven in 6-0 win...it marked fifth- career complete game, the third shutout and Braves only individual complete game in 2016.
- Had career-best 23-inning scoreless streak, June 14-25, the longest single-season streak by a Braves starter since Paul Maholm from April 3-20, 2013.
- Earned his fourth win on Aug. 30 vs. SD, lowering his season ERA to 3.12...according to ELIAS, only three other starters had four or fewer wins with an ERA as low as Teheran in their first 24 starts of a season: Frank Allen, 1913 Dodgers (4-14, 2.70 ERA), Nolan Ryan, 1987 Astros (4-13, 3.09) and John Dopson, 1988 Expos (3-10, 2.97).
- Had four scoreless starts without a winning decision, which tied Matt Shoemaker (LAA) for most in Majors and also equaled Atlanta's franchise record.

## 2015

- In third full season with Braves, led team in wins (11), while finishing tied for first in games started (33) and strikeouts (171)...the club went 19-14 (.576) in his starts.
- Became first Braves pitcher with back-to-back 200-inning seasons since Tim Hudson in 2010 and 2011.

- Earned Opening Day start for second consecutive season, beating Miami, 2-1, on Apr. 6 @ Marlins Park...became first Braves pitcher to be Opening Day starter in back-to-back seasons since Derek Lowe in 2010 and 2011.
- Won his 10th game of season Sept. 9 @ PHI...the win gave him double-digit victories in three straight seasons, and he became the first Braves pitcher to do so since Tommy Hanson (four, 2009-12) and Tim Hudson (three, 2010-12).
- Became the 19th pitcher in Atlanta-era franchise history with 100 starts with team on October 2 vs. St. Louis.

## 2014

- Led Braves in starts (T-1st, 33), quality starts (T-1st, 25), innings pitched (221), wins (T-1st, 14), complete games (4), WHIP among starters (1.08) and opponent average among starters (.232).
- His 221 innings pitched ranked third in National League and seventh in Majors.
- Named to first All-Star team after being selected on player ballot; did not appear in the contest.
- Became first Braves pitcher to post two shutouts in a season (Apr. 16 & May 20) since Greg Maddux (3) in 2001.
- At 23 years old, he became first Brave with two-or-more

# JULIO TEHERAN



shutouts in a season before his 25th birthday since Steve Avery in 1992 at age 22.

- Tossed fourth complete game of season Sept. 13 at Texas and became first Braves pitcher to record at least four complete games in a season since Greg Maddux (6) and Tom Glavine (4) in 2000.

## 2013

- Made 30 starts for Braves in first full Major League season, and he became the eighth Braves rookie to reach 10 wins since franchise moved to Atlanta in 1966.
- On June 5 vs. PIT, began the game with 7.2 no-hit innings before pinch-hitter Brandon Inge broke up no-hit bid with a single to left.

**POSTSEASON:** Made his Postseason debut in 2013 with Braves, starting Game 3 of NLDS @ LAD...became the youngest pitcher (22 years, 252 days) to make a Postseason start for Atlanta since Steve Avery on October 24, 1992 in World Series Game 6 vs. Toronto (22 years, 193 days).

## 2012

- Led Triple-A Gwinnett in wins (7) for second straight year while making two appearances with Braves.
- Made two appearances for the Braves, making one start on June 10 vs. TOR and throwing 2.0 scoreless innings on October 3 @ PIT.

## 2011

- Named by the Braves as top organizational pitcher for second straight year (2010-11).
- Made his MLB debut on May 7 @ PHI (was saddled with the loss in his 4.2 IP with four hits, three earned runs allowed, two walks, and one strikeout).
- Totaled five games (three starts) for Atlanta and earned first MLB win September 8 in second game of doubleheader @ NYM (5.1 IP, 5 H, 1 ER, 2 BB, 3 SO).

- Spent the majority of season with Triple-A Gwinnett...led the International League in wins (15) and was named IL's Most Valuable Pitcher, Rookie of the Year, and the starter for the IL's Postseason All-Star Team.

## 2008-10

- In **2010**, was recognized by *Baseball America* as having the best fastball in the Braves farm system...named to *Baseball America's* 2010 Minor League All-Star Team and was selected as the top prospect in the Carolina League...went 9-8 with a 2.59 ERA in 24 starts between Single-A Rome, Single-A Myrtle Beach, and Double-A Mississippi.
- In **2009**, was rated the 34th-best prospect in the minors according to MLB.com and the 63rd-ranked player by ESPN.com...started a combined 14 games (3-4, 3.65 ERA) between Rookie-Level Danville and Single-A Rome (A).
- In **2008**, his professional debut, made six starts and went 1-2 with a 6.60 ERA in first professional season with Rookie-Level Danville...won his first start of his career on June 18 vs. BUR...following the season, was rated the ninth-best prospect in the Atlanta organization by *Baseball America*.

## PERSONAL

- In 2016, founded Teheran Foundation in native country of Colombia...the foundation provides activities and games, as well as financial support to children in need.
- Was starting pitcher for World Team in 2011 Futures Game in Arizona...also selected for 2010 Futures Game at Angel Stadium.
- Rated by *Baseball America* as Braves top prospect entering 2011-13 seasons...was also rated by the publication as having best fastball in Braves organization after 2007, 2010 and 2011 seasons and best changeup after 2011 and 2012 seasons.
- Grew up in Olaya, a neighborhood in Cartagena and shared a one-story home with 10 family members...the home was owned by Julio's maternal grandmother and the family ran a small store out of one of the rooms.
- Originally signed by Braves scouts Johnny Almarez, Carlos Garcia and Miguel Teheran (Julio's cousin).

## CAREER TRANSACTIONS

OPTIONS USED: 2/3

2007	Signed by ATL as an international free agent, July 2
2019	Signed by LAA as a Major League free agent, December 21
2021	Signed by DET as a minor league free agent, February 20
2022	Signed by SD as a minor league free agent, December 5

# JULIO TEHERAN



## JULIO TEHERAN CAREER PITCHING

Season	Team	League	W	L	ERA	G	GS	CG	SV	SVO	IP	H	R	ER	HR	HB	BB	SO	WHIP	AVG	AB	WP	GDP	TBF	NP/S
2008	DAN	ROK	1	2	6.60	6	6	0	0	0	15.0	18	12	11	2	2	4	17	1.47	.305	59	0	1	66	116/97
2009	DAN	ROK	2	1	2.68	7	7	0	0	0	43.2	36	17	13	2	7	7	39	0.98	.229	157	1	3	173	279/240
2009	ROM	A(Full)	1	3	4.78	7	7	0	0	0	37.2	42	20	20	2	5	11	28	1.41	.288	146	4	3	163	262/206
2009	2 Teams	Minors	3	4	3.65	14	14	0	0	0	81.1	78	37	33	4	12	18	67	1.18	.257	303	5	6	336	541/446
2010	ROM	A(Full)	2	2	1.14	7	7	0	0	0	39.1	23	8	5	1	5	10	45	0.84	.168	137	1	2	154	281/230
2010	MB	A(Adv)	4	4	2.98	10	10	0	0	0	63.1	56	22	21	6	5	13	76	1.09	.233	240	3	2	260	467/396
2010	MIS	AA	3	2	3.38	7	7	0	0	0	40.0	29	15	15	2	1	17	38	1.15	.204	142	2	3	162	653/420
2010	3 Teams	Minors	9	8	2.59	24	24	0	0	0	142.2	108	45	41	9	11	40	159	1.04	.208	519	6	7	576	1401/1046
2011	GWN	AAA	15	3	2.55	25	24	0	0	0	144.2	123	46	41	5	5	48	122	1.18	.232	530	3	5	590	2298/1495
2011	ATL	MLB	1	1	5.03	5	3	0	0	0	19.2	21	11	11	4	0	8	10	1.47	.276	76	1	1	87	352/211
2012	GWN	AAA	7	9	5.08	26	26	1	0	0	131.0	146	81	74	18	15	43	97	1.44	.289	505	4	8	576	2264/1423
2012	ATL	MLB	0	0	5.68	2	1	0	0	0	6.1	5	4	4	0	0	1	5	0.95	.217	23	0	0	24	99/64
2013	ATL	MLB	14	8	3.20	30	30	0	0	0	185.2	173	69	66	22	13	45	170	1.17	.246	703	2	6	774	2885/1923
2014	ATL	MLB	14	13	2.89	33	33	4	0	0	221.0	188	82	71	22	4	51	186	1.08	.232	812	1	13	884	3271/2159
2015	ATL	MLB	11	8	4.04	33	33	0	0	0	200.2	189	99	90	27	9	73	171	1.31	.253	748	2	15	843	3275/2062
2016	GWN	AAA	0	1	1.80	1	1	0	0	0	5.0	3	2	1	0	0	0	5	0.60	.167	18	0	1	18	73/51
2016	ATL	MLB	7	10	3.21	30	30	1	0	0	188.0	157	70	67	22	9	41	167	1.05	.223	703	7	11	758	2971/1939
2017	ATL	MLB	11	13	4.49	32	32	0	0	0	188.1	186	103	94	31	7	72	151	1.37	.257	723	6	15	812	3074/2007
2018	ATL	MLB	9	9	3.94	31	31	0	0	0	175.2	122	80	77	26	9	84	162	1.17	.196	623	2	8	724	2802/1713
2019	ATL	MLB	10	11	3.81	33	33	0	0	0	174.2	148	81	74	22	14	83	162	1.32	.229	645	5	12	754	3036/1881
2020	LAA	MLB	0	4	10.05	10	9	0	0	0	31.1	39	35	35	12	2	16	20	1.76	.305	128	1	1	149	572/357
2021	DET	MLB	1	0	1.80	1	1	0	0	0	5.0	4	1	1	1	0	3	3	1.40	.235	17	0	2	20	90/58
Career		MLB	78	77	3.80	240	236	5	0	0	1396.1	1232	635	590	189	67	477	1207	1.22	.237	5201	27	84	5829	22427/14374
Career		Minors	35	27	3.48	96	95	1	0	0	519.2	476	223	201	38	45	153	467	1.21	.246	1934	18	28	2162	6693/4558

## DIVISION SERIES

Season	Team	League	W	L	ERA	G	GS	CG	SV	SVO	IP	H	R	ER	HR	HB	BB	SO	WHIP	AVG	AB	WP	GDP	TBF	NP/S
2013	ATL	MLB	0	1	20.25	1	1	0	0	0	2.2	8	6	6	1	0	1	5	3.38	.533	15	1	0	17	66/45
2018	ATL	MLB	0	0	0.00	1	0	0	0	0	1.2	1	0	0	0	0	0	2	0.60	.200	5	0	0	5	18/15
2019	ATL	MLB	0	1	5.40	2	0	0	0	0	1.2	1	1	1	0	0	1	2	1.20	.200	5	0	0	7	17/13
Career	ATL	MLB	0	2	10.50	4	1	0	0	0	6.0	10	7	7	1	0	2	9	2.00	.400	25	1	0	29	101/73

## POSTSEASON (COMBINED)

Season	Team	League	W	L	ERA	G	GS	CG	SV	SVO	IP	H	R	ER	HR	HB	BB	SO	WHIP	AVG	AB	WP	GDP	TBF	NP/S
2013	ATL	MLB	0	1	20.25	1	1	0	0	0	2.2	8	6	6	1	0	1	5	3.38	.533	15	1	0	17	66/45
2018	ATL	MLB	0	0	0.00	1	0	0	0	0	1.2	1	0	0	0	0	0	2	0.60	.200	5	0	0	5	18/15
2019	ATL	MLB	0	1	5.40	2	0	0	0	0	1.2	1	1	1	0	0	1	2	1.20	.200	5	0	0	7	17/13
Career	ATL	MLB	0	2	10.50	4	1	0	0	0	6.0	10	7	7	1	0	2	9	2.00	.400	25	1	0	29	101/73

## ALL-STAR

Season	Team	League	W	L	ERA	G	GS	CG	SV	SVO	IP	H	R	ER	HR	HB	BB	SO	WHIP	AVG	AB	WP	GDP	TBF	NP/S
2016	NL	MLB	0	0	0.00	1	0	0	0	0	1.0	0	0	0	0	0	0	0	0.00	.000	3	0	0	3	12/9



# PRESTON TUCKER



Height: 6-0      Bats: L  
Weight: 216      Throws: L

**30**  
OF

Full Name	Preston Tucker
Date of Birth	July 6, 1990 in Tampa, Florida
Current Residence	Tampa, Florida
2023 Opening Day Age	32
MLB Service Time	2.085
MLB Debut	May 7, 2015 @ LAA (with HOU)
How Obtained	Signed as a minor league free agent on December 9, 2022
Contract Status	Signed through 2023

## QUICK HITS

- Older brother of Astros' right fielder, Kyle Tucker (Preston is 32, and Kyle is 26, a 6.5 year age gap).
- Played 3 seasons in the KBO for the Kia Tigers (2019-22). In 364 career games in the KBO, he hit .284 (388-for-1,367) with 50 home runs and 222 RBI.
- When Preston was playing in the KBO in 2020 and Kyle was playing for the Astros, the two brothers combined to hit three home runs on the same day (September 17), two continents apart. Preston hit two for the Kia Tigers before Kyle's day even started (Gwangju, South Korea is 15 hours ahead of Houston).
- Last played at the Major League level in 2018 with Atlanta. Entering 2023, has played in 243 Major League games between Houston (2015-16), Cincinnati (2018) and Atlanta (2018).

## 2022 SEASON

- In his first season back in the States since playing parts of the 3 previous seasons in the Korean Baseball Organization (KBO), Tucker signed with the Atlanta Braves as a minor league free agent on April 9 and played in 75 games for Triple-A Gwinnett.
- It marked his 3rd stint in the Braves' organization and his first in an MLB organization since he was released by the White Sox on May 10, 2019.
- Hit .267 (72-for-270) at the Triple-A level and posted a .347 OBP and .426 SLG, hitting 16 doubles, nine home runs, 47 RBI, 37 runs scored and 30 walks.
- Elected free agency on November 10, 2022 and signed with the Padres as a minor league free agent on December 1.

## 2021

- In his third season in the Korean Baseball Organization (KBO) for the Kia Tigers, Tucker logged 111 hits and slashed .237/.334/.350.
- In 127 games, he homered nine times, tripled once, and logged 24 doubles...his final homer in the 2021 campaign was his 50th as a Tiger.
- Drew 61 walks, but struck out 66 times.
- In 127 games in 2021, he had the same hit total (111) as he did

## ACCOLADES

MiLB Organization All-Star (HOU, 2013-14)

Texas League Mid and Post-Season All-Star (Corpus Christi, 2014)

California League Mid-Season All-Star (Lancaster, 2013)

in his 95 games with Kia in 2019.

- After his third season in the KBO, he finished hitting .284 (388-for-1,367) with 50 home runs and 222 RBI.

## 2020

- Played in 142 games for the Kia Tigers as their primary right fielder in his sophomore season in the KBO, posting a .955 OPS in 113 runs driven in and 72 extra-base hits (40 doubles and 32 home runs).
- With 32 homers, 113 RBI, and 100 runs scored, Tucker became the first Tiger to ever post at least 30 homers, 100 RBIs and 100 runs in the same season.
- Ranked 6th in the league in homers, 4th for doubles (40), 5th in RBI, and 6th in slugging percentage (.557).
- His 113 RBI and 142 games played were both the most he had in a single professional campaign in his career.
- With 142 appearances throughout the season, Tucker only missed two games for the Tigers.

## 2019

- Split the year between the Chicago White Sox organization and the Korean Baseball Organization, playing 95 games for the Kia Tigers as a replacement to end the year.
- Was signed by the Chicago White Sox as a minor free agent with an invitation to Spring Training on February 23, 2019.
- Played in 25 games for Triple-A Charlotte, batting .277 with a .344 OBP and a .410 SLG...hit eight doubles with one home runs and 10 RBI before being released on May 10.
- In his first year in the KBO, slashed .311/.381/.479 (111-for-357) with the Tigers in 95 games with 33 doubles, nine home runs, 50 RBI and 38 walks.

# PRESTON TUCKER



## 2018

- Began the season with the Braves and played in 47 games before being acquired by CIN on July 30 with RHPs Lucas Sims and Matt Wisler in exchange for LF Adam Duvall... on Sept. 2, he was traded back to the Braves in exchange for cash considerations, playing in 18 games with ATL from Sept. 3-30.
- Following the trade to the Reds, he made 17 appearances with Cincinnati and 11 starts (10 starts in LF and one at DH) before he was optioned to Louisville on August 30, when Joey Votto came off the disabled list...made two appearances for the Bats before he was traded back to the Braves.
- On August 25 @ CHC, he hit his fourth career pinch-hit HR (solo homer off Brandon Kintzler).
- In his two stints with the Braves, combined for 80 games played and hit .240 (31-for-129) with 10 doubles, four home runs, 22 RBI, 15 runs scored, and nine walks.

## 2017

- Spent the entire 2017 season with Houston's Triple-A Fresno Grizzlies...in his fourth year at the Triple-A level, hit .250 (123-for-492) with 20 doubles, 24 home runs and 96 RBI.
- Played in a team-high 128 games and drove in 96 runs, the second-most on the club...his RBI total was his most since he had 103 in 2013.
- After going hitless (0-for-8) in the first two games of the season, hit safely in 11 consecutive games, April 9-20 (.450, 18-for-40), and in 18-of-19 games through May 1.
- Appeared in 54 games in right field and 35 in left field... committed three errors in 157 total chances for a .981 fielding percentage...made his third and final error of the season on May 27.
- Completed 100 total chances the remainder of the season without committing an error...logged his 10th career multi-home run game at the minor league level on May 30 vs.

# PRESTON TUCKER



Albuquerque.

- Acquired by the Braves from the Houston Astros in exchange for cash considerations on December 20, 2017.

## 2016

- Played 48 games at the Major League level for HOU, making 34 starts in an injury-shortened season...started 20 games as the designated hitter, 13 games in left field and one in right.
- 13 of his 22 hits went for extra bases (eight doubles, one triple, four homers).
- Made his first appearance on an Opening Day roster before being optioned to Triple-A on May 15...recalled back to Houston on July 22.
- Was placed on the 15-day disabled list with a right shoulder sprain on August 12...spent the rest of the season on the DL, although he did attempt a rehabilitation stint at Double-A Corpus Christi and underwent shoulder surgery on September 21.
- Combined to hit .283 (65-for-230) with 14 doubles, three triples, eight homers, 32 RBI and an .806 OPS (.332 OBP/.474 SLG) in 59 games in the minor leagues between Triple-A Fresno (53 games) and Double-A Corpus Christi (6 games).

## 2015

- Finished sixth among AL rookies in doubles (19) and tied for fifth in homers (13) after playing in 98 games with Houston in what was his 1st-career Major League action.
- Recorded a club high two pinch-hit home runs, batting .231 (3-for-13) with a walk and four RBI in his 14 pinch-hit plate appearances...became one of four rookies in club history to record multiple pinch-hit homers, joining Cliff Johnson (5 in 1974), Jason Lane (2 in 2004) and Daryle Ward (2 in 1999).
- Made 76 starts with Houston: 62 in left field, 12 in right field and two at designated hitter.
- Selected to the Major League roster from Triple-A on May 7, was optioned to Triple-A on August 22, and recalled from Triple-A on September 2.
- Made his Major League debut on May 7 @ LAA...became the sixth player in club history to record a hit, a walk and an RBI in his big league debut, and the first since Jon Singleton in 2014.
- The first two homers of his career occurred during the series in Detroit in May, and both were pinch-hit homers...joined Dave Bergman as the only players in Astros history to record their first two career homers in the pinch...per Elias, he became the first player in club history with two pinch-hit homers in the same series...prior to Tucker, the last MLB player to do this was Dioner Navarro for the Cubs in a series vs. SF in 2013, and the last MLB rookie to do this was Reggie Taylor at COL in August of 2002.

- Hit four doubles within his first seven games, establishing a new franchise record.
- Prior to making his MLB debut in May, led all minor league players in homers (10) and RBI (32)...became the first player from the Astros 2012 draft class to make it to the Major Leagues.

**POSTSEASON:** Appeared in three of the Astros' 2015 Postseason games in the ALDS against the Kansas City Royals...went 0-for-2 with a walk and two strikeouts.

## 2012-14

- Split the **2014** season between Double-A Corpus Christi and Triple-A Oklahoma City, hitting .282 (151-for-536) with 35 doubles, 24 HR and 94 RBI in 138 games...led all Astros minor leaguers with 24 home runs and 94 RBI.
- Named a Texas League Mid and Post-Season All-Star and was named Corpus Christi's April Player of the Month after hitting .295 with six HR and 17 RBI in 26 games...at the time of his promotion to Triple A, led the Texas League with 17 home runs, 43 RBI, 34 XBH, 41 runs scored, and 140 total bases.
- In **2013**, combined to hit .297 (159-for-535) with 32 doubles, 25 homers, 103 RBI, 56 walks and a .368 OBP in 135 games between Single-A Lancaster (75 games) and Double-A Corpus Christi (60 games)...ranked tied for seventh in all of minor league baseball in RBI and tied for 14th in hits.
- Was a California League Mid-Season All-Star and named the California League Player of the Week for the week of May 27-June 3...was named Lancaster Player of the Month for May.
- Promoted to Double-A on June 26, and at the time of his promotion, led the California League in total bases (162) and RBI (74), ranked second in hits (97), third in runs (61), fourth in average (.326), and tied for fifth in homers (15).
- Became the first player in the minor leagues to reach 70 RBI on the season after hitting a pair of three-run homers on June 23 vs. Rancho Cucamonga.
- In his first season as a professional in **2012**, hit .321 (53-for-165) with eight homers and 38 RBI in 42 games with Single-A Tri-City after getting drafted by Houston.
- Received New York-Penn League Player of the Week honors twice, and he was named Tri-City's Offensive Player of the Month for August.

## PERSONAL

- Attended the University of Florida and was drafted twice out of the university...first was by the Rockies in the 16th round of the 2011 First Year Player Draft (did not sign) and the second by the Astros in the seventh round of the 2012 First-Year Player Draft.
- Older brother of Astros' right fielder, Kyle Tucker (Preston is 32, and Kyle is 26, a 6.5 year age gap).



# PRESTON TUCKER



## PRESTON TUCKER CAREER BATTING

Season	Team	League	AVG	G	AB	R	H	2B	3B	HR	RBI	BB	SO	SB	CS	OBP	SLG	OPS	PA	HBP	SAC	SF	GIDP
2012	TRI	A(Short)	.321	42	165	32	53	7	0	8	38	18	16	1	2	.390	.509	.899	188	2	0	2	4
2013	LAN	A(Adv)	.326	75	298	61	97	18	1	15	74	29	45	3	0	.384	.544	.928	333	2	0	4	4
2013	CC	AA	.262	60	237	36	62	14	1	10	29	27	46	0	1	.347	.456	.803	268	4	0	0	6
2013	2 Teams	Minors	.297	135	535	97	159	32	2	25	103	56	91	3	1	.368	.505	.873	601	6	0	4	10
2014	CC	AA	.276	65	261	41	72	17	0	17	43	26	46	2	3	.348	.536	.884	290	3	0	0	4
2014	OKC	AAA	.287	73	275	38	79	18	0	7	51	31	74	2	0	.356	.429	.785	309	0	0	3	4
2014	2 Teams	Minors	.282	138	536	79	151	35	0	24	94	57	120	4	3	.352	.481	.833	599	3	0	3	8
2015	FRE	AAA	.295	33	129	20	38	4	0	11	35	12	25	1	0	.357	.581	.938	143	1	0	1	6
2015	HOU	MLB	.243	98	300	35	73	19	0	13	33	20	68	0	2	.297	.437	.734	323	3	0	0	3
2016	CC	AA	.095	6	21	1	2	0	0	0	3	2	9	0	0	.167	.095	.262	24	0	0	1	1
2016	FRE	AAA	.301	53	209	35	63	14	3	8	29	15	49	1	1	.349	.512	.861	229	2	0	3	2
2016	HOU	MLB	.164	48	134	11	22	8	1	4	8	8	40	0	0	.222	.328	.550	144	2	0	0	2
2016	2 Teams	Minors	.283	59	230	36	65	14	3	8	32	17	58	1	1	.332	.474	.806	253	2	0	4	3
2017	FRE	AAA	.250	128	492	84	123	20	7	24	96	65	102	2	3	.333	.465	.798	569	1	0	10	11
2018	GWN	AAA	.250	16	60	7	15	4	1	0	6	2	5	0	0	.274	.350	.624	62	0	0	0	1
2018	LOU	AAA	.222	2	9	0	2	0	0	0	1	0	2	0	0	.222	.222	.444	9	0	0	0	0
2018	CIN	MLB	.189	17	37	4	7	1	0	2	5	4	9	0	0	.286	.378	.664	42	1	0	0	0
2018	ATL	MLB	.240	80	129	15	31	10	0	4	22	9	34	0	0	.303	.411	.714	142	3	0	1	2
2018	2 Teams	Minors	.246	18	69	7	17	4	1	0	7	2	7	0	0	.268	.333	.601	71	0	0	0	1
2018	2 Teams	AAA	.246	18	69	7	17	4	1	0	7	2	7	0	0	.268	.333	.601	71	0	0	0	1
2018	2 Teams	MLB	.229	97	166	19	38	11	0	6	27	13	43	0	0	.299	.404	.703	184	4	0	1	2
2019	CLT	AAA	.277	25	83	14	23	8	0	1	10	9	7	0	1	.344	.410	.754	93	0	0	1	2
2022	GWN	AAA	.267	75	270	37	72	16	0	9	47	30	49	1	0	.347	.426	.773	311	6	0	5	7
Career		MLB	.222	243	600	65	133	38	1	23	68	41	151	0	2	.281	.403	.684	651	9	0	1	7
Career		Minors	.279	653	2509	406	701	140	13	110	462	266	475	13	11	.350	.477	.827	2828	21	0	30	52

## DIVISION SERIES

Season	Team	League	AVG	G	AB	R	H	2B	3B	HR	RBI	BB	SO	SB	CS	OBP	SLG	OPS	PA	HBP	SAC	SF	GIDP
2015	HOU	MLB	.000	3	2	0	0	0	0	0	0	1	2	0	0	.333	.000	.333	3	0	0	0	0

## POSTSEASON (COMBINED)

Season	Team	League	AVG	G	AB	R	H	2B	3B	HR	RBI	BB	SO	SB	CS	OBP	SLG	OPS	PA	HBP	SAC	SF	GIDP
2015	HOU	MLB	.000	3	2	0	0	0	0	0	0	1	2	0	0	.333	.000	.333	3	0	0	0	0

## CAREER TRANSACTIONS

OPTIONS USED: 3/3

- 2011 Selected by COL as a 16th-round selection in the 2011 First-Year Player Draft (did not sign)
- 2012 Signed by HOU as a seventh-round selection in the 2012 First-Year Player Draft, July 13
- 2017 Acquired by ATL from HOU in exchange for cash considerations, December 20
- 2018 Acquired by CIN from ATL with RHPs Lucas Sims and Matt Wisler in exchange for LF Adam Duvall, July 30  
Acquired by ATL from CIN in exchange for cash considerations, September 2
- 2019 Signed by CWS as a minor league free agent, February 23  
Signed by Kia Tigers (KBO) as a free agent, May 10
- 2022 Signed by ATL as a minor league free agent, April 9  
Signed by SD as a minor league free agent, December 9



# MICHAEL WACHA

Height: 6-5 Bats: R  
Weight: 219 Throws: R

52  
RHP

WAHK-uh  
@MichaelWacha  
mwacha52

Full Name	Michael Joseph Wacha
Date of Birth	July 1, 1991 in Iowa City, Iowa
Current Residence	Jupiter, Florida
2023 Opening Day Age	31
MLB Service Time	9.062
MLB Debut	May 30, 2013 vs. KC (with STL)
How Obtained	Signed as Major League free agent on February 16, 2023
Contract Status	Signed through 2023 with player options for 2024, 2025 and 2026

## QUICK HITS

**BIG LEAGUE SEASON NO. 11** Enters his 12th professional season, his 11th big league season and his 1st as a Padre in '23. Enters 2023 owning a career 74-50 record and a 4.05 ERA (519 ER, 1153.2 IP) in 225 ML appearances (204 starts) across 10 seasons for STL (2013-19), NYM (2020), TB (2021) and BOS (2022).

**'22 SEASON** The 2022 season was Michael's 3rd season with 10-or-more wins (17 wins in 2015 and 12 in 2017), and it was his 6th season making 20-or-more starts (and the 3rd time in the last three 162-game seasons).

**A GREAT DAY FOR A DEBUT** Made his ML debut on May 30, 2013 vs. KC, less than a year after being selected in the 1st round (19th overall) of the 2012 First-Year Player Draft... made his 1st Opening Day roster in 2014 with STL.

**OH NO NO** Has twice taken a no-hitter into the 9th inning, first on June 3, 2018 vs. PIT (leadoff single) and then September 24, 2013 vs. WSH (2-out single). Also carried a no-hitter into the 8th inning in Game 4 of the 2013 NLDS (1-out HR).

**POSTSEASON ROOKIE RECORDS** Owns the MLB Postseason rookie records for longest scoreless-innings streak (18.2 IP in 2013) and most strikeouts in a single Postseason (33 in 2013).

**PLAYOFF WACHA** Has made 8 career Postseason appearances (6 starts) between STL (2013-15) and TB (2021).

## 2022 SEASON

- Went 11-2 with a 3.32 ERA (47 ER, 1271 IP) in his 1st season with the Red Sox, his 10th in the majors.
- Had a 2.61 ERA through 20 starts before allowing 14 runs over 13.1 IP in his final 3 outings.
- On April 17 vs. MIN, started at Fenway Park for the 1st time with the Red Sox...tossed 5.0 scoreless innings but did not factor into the decision (H, 2 BB, 5 SO).
- Placed on the 15-Day Injured List from May 8-19 due to left intercostal irritation.
- Allowed 2 hits-or-fewer and 4 hits-or-fewer in each of his first 6 starts.

## ACCOLADES

National League All-Star (2015, STL)

NLCS MVP (2013, STL)

- Placed on the 15-Day Injured List on July 8 (retro to July 5) due to right shoulder inflammation...made two rehab starts before being reinstated on August 14.
- In his 1st rehab start on August 4 with Triple-A Worcester vs. Durham, tossed the first 4.2 IP (BB, 8 SO) of the WooSox's combined no-hitter, the 1st no-hitter in franchise history.
- Reinstated from the IL on August 14...threw 7.0 scoreless innings with a season-high 9 SO that night vs. NYY as the Red Sox won 3-0 to clinch a series victory.
- Also on August 14, retired each of his first 14 batters faced on just 47 pitches before a 2-out single in the 5th inning by Miguel Andujar...threw just 9 pitches in the 1st inning, 7 in the 2nd, 9 in the 3rd, and 14 in the 4th.
- Posted a 1.12 WHIP, the 2nd-best of his career behind his rookie season in 2013 (1.10 in 64.2 IP with STL).
- Made 5 scoreless starts...the Sox were 16-7 in his starts...led Red Sox starters in ERA (min. five starts).
- Tossed 5.0+ innings in 17 starts (6.0+ innings in 10).
- Was 5-1 with a 2.59 ERA (16 ER, 55.2 IP) in 10 starts at Fenway Park...allowed two runs or fewer in each of his first seven home starts (1.14 ERA, 5 ER/39.1 IP).
- Held left-handed hitters to a .188 AVG/.597 OPS (37-for-197)...opponents had a .189 AVG/.549 OPS with RISP (17-for-90).
- Won 10+ games for the 3rd time in his career (also 17 in 2015 and 12 in 2017 with STL).
- Made 20+ starts for the 6th time in his career, his 3rd time in the last three 162-game seasons.

## 2021

- Spent the entire season with TB after signing with the club as a free agent in December 2020...over 29 appearances (23 starts), went 3-5 with a 5.05 ERA (70 ER, 124.2 IP).
- Used his cutter on just 3.9 % of his pitches over that stretch, compared to 33.6 % of pitches in his first 21 app. (16 starts) of the season...this stretch came on the heels of a 7.54 ERA in 8 app. (7 starts) from June 30-Aug 14.

# MICHAEL WACHA



- Yielded 23 home runs, 2nd-most on the club behind Ryan Yarbrough (25)...43.9 % (32-of-73) of his runs allowed came on homers...65.2 % (15-of-23) of his homers allowed were solo shots...seven of his other eight HR were 2-run shots.
- Delivered first-pitch strikes to a career-high 68.8 % of batters faced, 4th in the Majors (min. 100 IP) behind LAD Julio Urias (71.0), MIN Michael Pineda (69.6) and BAL John Means (69.3)...min. 100 IP, his first-pitch strike rate ranked 2nd in franchise history behind David Price (72.3) in 2014... batters swung 40.3 pct. of the time on the first pitch, the highest rate in MLB.
- Used his changeup on 29.4 % of his pitches, 7th in the majors (min. 1,500 total pitches)...induced a 34.2 % swing-and-miss rate on the changeup and his 68 punchouts with the pitch ranked 4th in the Majors and 2nd in the AL behind CHW Lucas Giolito (90)...held opponents to a .207 avg. (35-for-169) in at-bats ending with the changeup, compared to a .304 avg. (97-for-319) on his other four pitches (fastball, cutter, curveball, sinker).
- Missed 18 games with a right hamstring injury.
- Made five apps (three starts) against the Yankees and went 1-0 with a 1.66 ERA (21.2-IP, 4-ER) against them, compared to 2-5 with a 5.77 ERA (103-IP, 66-ER) in 24 apps (20 starts) vs. other opponents.
- On April 16 at NYY, pitched six scoreless innings and recorded his first win since July 27, 2020 at BOS (with NYM)...his 9 SO were one shy of tying his career high... his only hit allowed was a single to Gio Urshela in the 2nd inning...he became the 10th visiting pitcher all-time to allow 1 hit (or fewer) and record 9 SO (or more) over at least six scoreless innings against the Yankees, first since BOS Chris Sale on June 30, 2018...the first game of this type was a no-hitter by CLE Bob Feller on April 30, 1946, a 1-0 win on a

# MICHAEL WACHA

9th-inning homer.

- On September 28 @ HOU, retired his final 11 batters faced and replaced after 5.0 hitless innings...became the fifth starter in Rays history to exit after at least 5.0 hitless innings, first since Yonny Chirinos (5 IP) on May 27, 2019 vs. TOR.

**POSTSEASON:** Made one Postseason appearance in 2021 with the Rays in Game 3 of the ALDS against the Red Sox... he pitched 2.2 IP in relief with six earned runs allowed in TB's 14-6 loss.

## 2020

- Limited to eight appearances (seven starts) with the Mets due to a stint on the injured list (right shoulder strain).
- Recorded a career-high 9.79 SO/9 IP ratio...according to FanGraphs, his swing-and-miss rate of 11.3 pct. was his highest since 2013 (11.4) and he generated swings on a career-high 34.3 pct. of pitches outside the strike zone.
- 64.9 pct. (24-of-37) of his strikeouts came on the changeup...29.2 pct. of his pitches were changeups, the highest rate of his career.
- On Sep 23 vs. TB, went a season-high 6 IP in his final start of the season...allowed a go-ahead, 2-run homer to Randy Arozarena with 1 out in the 6th inning and the Rays went on to win the game, 8-5, clinching the third AL East title in franchise history, following 2010 and 2008.

## 2019

- In 2019, made 29 appearances (24 starts) in his seventh Major League season, all with the Cardinals.
- Had a 5.54 ERA (76.1-IP, 47-ER) in 16 apps (14 starts) before the All-Star break but a 3.58 ERA (50.1-IP, 20-ER) in 13 apps (10 starts) in the second half.
- Was on the 10-day IL from April 19-28 with left knee tendinitis.
- Yielded a career-high 26 HR in 126.2 IP...his 1.85 HR/9 IP ratio was more than double his career rate entering the season (0.86).
- Signed a contract with the Mets on Dec. 13 as a Major League free agent.

## 2018

- In 2018, suffered a left oblique strain on June 20 and missed the rest of the season...exited his third rehab start after 2.1 IP due to fatigue and was scratched from a potential fourth rehab start due to renewed oblique discomfort.
- At the time of his injury, was tied for 2nd in the NL with 8 wins and ranked 10th with a 3.20 ERA.
- Took the loss in his season debut but won eight consecutive decisions spanning 12 starts from April 7-June 9, the longest streak of his career.

- On June 3 vs. PIT, lost a no-hitter when pinch-hitter Colin Moran singled to lead off the 9th inning on his 111th and final pitch...marked the second time in his career he took a no-hitter into the 9th, following Sep 24, 2013 vs. WSH.

## 2017

- Made a career-high-tying 30 starts and recorded a career-high 158 SO...his 0.92 HR/9 IP ratio was the 3rd-lowest in the National League.
- Went 4-1 with a 1.93 ERA (7 ER, 32.2 IP) in 5 starts in July...ranked among NL leaders in wins (T-1st), WHIP (0.83, 2nd) and ERA (6th).
- On July 1 vs. WAS, pitched 6.0 scoreless innings and recorded the win on his 26th birthday...was the 21st time a Cardinals starter won on his birthday and the seventh to do so in a scoreless outing.
- Reached 500 career strikeouts in his 106th game, tying Steve Carlton as the 2nd-fastest Cardinals pitcher to reach the milestone behind Lance Lynn (101 career games).
- Pitched a 9-inning shutout on July 18 at NYM, the first of his career.

## 2016

- Went 7-7 in 27 app. (24 starts), finishing the season on a five-game winning streak on the heels of a career-high seven consecutive losing decisions.
- Was on the injured list from Aug 9-Sep 13 with right shoulder inflammation.
- Made four appearances (one start) after being reinstated and pitched to a 17.55 ERA (13 ER, 6.0 IP)...this stretch increased his season ERA from 4.45 to 5.09.

## 2015

- In 2015, ranked 5th in the NL with a career-high 17 wins and 3rd with a .708 winning percentage.
- Went 7-0 with a 1.87 ERA (12 ER, 57.2 IP) in his first nine starts, and the Cardinals went 9-0 in them.
- Tied for 2nd in the NL with 10 road wins...was the first Cardinals starter to start the season 6-0 on the road since Chris Carpenter (12-0) and Matt Morris (8-0) both did so in 2005.
- His 5.96 R/9 IP of run support led the NL...went 16-0 when receiving 3 runs (or more) of support.
- Selected to the All-Star Game by Giants Manager Bruce Bochy, but did not pitch...marked his first career selection.

**POSTSEASON:** Started Game 3 of the NLDS against the Cubs and suffered the loss...yielded 3 HR, matching his total from his first six Postseason apps (5 starts) combined... allowed solo shots to Kyle Schwarber and Starlin Castro and a 2-run homer to Kris Bryant, his last batter faced.

# MICHAEL WACHA



## 2014

- In 2014, made the Cardinals Opening Day roster for the first time and started their second game of the season...limited to 19 starts with a stint on the 60-day IL for a right shoulder stress reaction.
- On April 23 @ NYM, recorded a career-high 10 strikeouts but issued a then-career-high 5 BB...his first nine outs came via strikeout...was the fourth time since Baseball Reference data is available (1901) a pitcher reached double-digit strikeouts in an outing of 4 IP (or fewer).

**POSTSEASON:** Surrendered the series-ending three-run homer to Travis Ishikawa in the ninth inning of Game 5 of the NLCS @ SF...marked his first game action since Sep 26 at ARI, and the first time he pitched in relief in the Postseason.

- Was on the Postseason roster for the NLDS against the Dodgers but did not pitch.

## 2013

- Reached the Majors in his second professional season, making 15 appearances (9 starts) for the Cardinals...was the fastest in club history to debut after being drafted since Chris Carpenter was selected in 1987 and debuted in May 1988.
- Was on the active roster from May 30–June 13, Aug 10-29 and September 3 through season's end.
- On May 30 vs. KC, made his Major League debut and yielded one run in 7.0 IP but did not factor in the decision... was in line for the win until the Cardinals bullpen allowed three runs in the 9th inning of a 4-2 loss...the game included 5 hours, 32 minutes of rain delays and ended at 3:14 a.m.
- On June 11 @ NYM, recorded his first career win in his third start, yielding 2 runs in 6.0 IP.
- On Sep 24 vs. WAS, in his final start of the regular season, allowed an infield single to Ryan Zimmerman to lose a no-hitter after 8.2 IP.
- Made 15 starts for Triple-A Memphis and was named to the Pacific Coast League Mid-Season All-Star Team...threw 22 pitches and retired all 5 BF in relief, claiming the PCL's Top Star Award.
- Named to the Cardinals Organizational All-Star Team by MLB.com.

**POSTSEASON:** Went 4-1 with a 2.64 ERA (9 ER, 30.2 IP) and 33 SO in 5 starts as the Cardinals won the NL pennant... his only loss came in Game 6 of the World Series against the Red Sox.

- Became the third rookie pitcher with 4 wins (or more) in a single Postseason, joining Anaheim's Francisco Rodríguez (5) in 2002 and Marlins' Liván Hernández (4) in 1997.
- His 33 SO remain a rookie record for a single Postseason... his 30.2 IP were the most by a rookie since LAD Fernando Valenzuela (40.2) in 1981.
- Made his Postseason debut in Game 4 of the NLDS @ PIT

and did not allow a hit until Pedro Álvarez homered with 1 out in the 8th inning.

- Remains one of four rookies to win Most Valuable Player of a League Championship Series, along with TB Randy Arozarena in 2020, FLA Liván Hernández in 1997 and BAL Mike Boddicker in 1983.
- Made two starts opposite LAD Clayton Kershaw in the NLCS and combined for 13.2 scoreless innings.
- His scoreless streak ended at 18.2 IP in the World Series...it remains the longest Postseason scoreless streak by a rookie in Major League history.

## 2012

- Began his career with the GCL Cardinals and ascended to Double-A Springfield by season's end, helping them win the Texas League championship.
- Promoted to Single-A Palm Beach on July 30 and to Springfield on Aug 19.
- Went 0-0 with a 0.86 ERA (21-IP, 2-ER) and 40 SO in 11 apps (2 starts) between the three levels.
- Ranked by *Baseball America* as the No. 76 overall prospect in the minors following the season...was the No. 6 prospect in the Cardinals system...the publication also tabbed him as having the Best Changeup in the organization.

# MICHAEL WACHA

## PERSONAL

- Played baseball at Texas A&M University (2010-12)...in 3 seasons, went 27-7 with a 2.40 ERA (93 ER, 348.2 IP) in 60 appearances (45 starts)...as a sophomore in 2011, pitched in the Big 12 Championship, NCAA College Station Regional, and College World Series.
- Graduated from Pleasant Grove (TX) High School...was a two-time All-State selection.
- Went 1-0 with a 0.79 ERA (1 ER, 11.1 IP) as a member of the USA Baseball Collegiate National Team in 2011.
- Named a freshman All-American by Louisville Slugger in 2010 as well as a Third-Team All-American and All-Big 12 Second Team member in 2011.
- Selected in the first round (19th overall) of the 2012 Amateur Draft out of Texas A&M University with one of two compensatory picks the Cardinals received from losing Albert Pujols as a free agent to the Angels.
- Over three seasons at Texas A&M, went 27-7 with a 2.40 ERA, including a win in his sophomore season at No. 6 Florida State in the Tallahassee Super Regional to send the Aggies to the College World Series.
- Michael and his wife, Sarah, married in 2020, and the two celebrated the birth of their baby girl in early November 2022.
- Michael is the son of Tom and Karen Wacha, and he is their second child...his sister, Brette, was named after Brett Favre (Michael's parents are huge Iowa and Green Bay Packers fans)...Brette played basketball at Southern Arkansas University (2016-19).
- His younger brother, Lucas, played football at the University of Wyoming (2012-15) and signed with the Dallas Cowboys as a non-drafted free agent in 2017...later played for Hamilton in the Canadian Football League (2018) and Tampa Bay in the NFL (2019).
- He was discovered by Texas A&M coach Rob Childress at an American Legion game...his father was the coach and his sister was the bat girl.
- When Michael lived in St. Petersburg, Florida and was in the process of moving away, he gave his glove he had used that season to a kid across the street...he had seen the boy playing catch with his father, and Michael left him a note that said to "work hard and good things will happen."
- His maternal grandparents went to a Cardinals game that he started, but they didn't tell Michael they were going since they didn't want to bother him while he was working...they bought their own seats and sat in the upper level of Busch Stadium.
- His uncle, Dusty Rogers, pitched 5 seasons in the CIN system (1984-88).
- Following Michael's Postseason success in 2013, "Wacha, Wacha" became a commonly heard catchphrase around St. Louis, in reference to Muppets character Fozzie Bear...a local deli (called Fozzie's) named a milkshake after him.
- He worked as a culinary assistant for his grandmother in Elma, Iowa, and primarily focused on not burning anything.

## CAREER TRANSACTIONS

OPTIONS USED: 1/3

2012	Signed by STL as a first-round (19th overall) selection in the First-Year Player Draft, June 14
2019	Signed by NYM as a Major League free agent, December 13
2020	Signed by TB as a Major League free agent, December 18
2021	Signed by BOS as a Major League free agent, November 27
2023	Signed by SD as a Major League free agent, February 16

# MICHAEL WACHA



## MICHAEL WACHA CAREER PITCHING

Season	Team	League	W	L	ERA	G	GS	CG	SV	SVO	IP	H	R	ER	HR	HB	BB	SO	WHIP	AVG	AB	WP	GDP	TBF	NP/S
2012	CAR	ROK	0	0	1.80	3	2	0	0	0	5.0	4	1	1	1	0	0	7	0.80	.222	18	0	0	19	38/35
2012	PMB	A(Adv)	0	0	0.00	4	0	0	0	0	8.0	1	0	0	0	0	1	16	0.25	.040	25	1	0	26	80/65
2012	SPR	AA	0	0	1.13	4	0	0	0	0	8.0	3	1	1	0	0	3	17	0.75	.111	27	1	0	30	131/82
2013	MEM	AAA	5	3	2.65	15	15	0	0	0	85.0	65	26	25	9	0	19	73	0.99	.210	309	5	0	333	1323/867
2013	STL	MLB	4	1	2.78	15	9	0	0	1	64.2	52	20	20	5	0	19	65	1.10	.219	237	3	6	260	1034/673
2014	SPR	AA	0	0	0.00	1	1	0	0	0	2.0	1	0	0	0	0	1	1	1.00	.143	7	0	1	8	34/24
2014	STL	MLB	5	6	3.20	19	19	0	0	0	107.0	95	41	38	6	5	33	94	1.20	.234	406	2	10	447	1694/1126
2015	STL	MLB	17	7	3.38	30	30	0	0	0	181.1	162	74	68	19	6	58	153	1.21	.236	687	4	9	762	2937/1929
2016	STL	MLB	7	7	5.09	27	24	0	0	0	138.0	159	86	78	15	1	45	114	1.48	.289	551	6	11	606	2324/1486
2017	STL	MLB	12	9	4.13	30	30	1	0	0	165.2	170	82	76	17	3	55	158	1.36	.267	636	5	18	701	2690/1754
2018	PMB	A(Adv)	0	0	6.23	2	2	0	0	0	4.1	2	3	3	0	0	2	5	0.92	.133	15	0	0	18	76/45
2018	SPR	AA	0	1	11.57	1	1	0	0	0	2.1	6	5	3	1	0	1	3	3.00	.429	14	0	0	15	52/29
2018	STL	MLB	8	2	3.20	15	15	0	0	0	84.1	68	36	30	9	2	36	71	1.23	.221	308	2	4	355	1419/872
2019	STL	MLB	6	7	4.76	29	24	0	0	0	126.2	143	71	67	26	3	55	104	1.56	.290	493	2	15	562	2199/1372
2020	NYM	MLB	1	4	6.62	8	7	0	0	0	34.0	46	26	25	9	2	7	37	1.56	.313	147	2	1	156	609/396
2021	TB	MLB	3	5	5.05	29	23	0	0	0	124.2	132	73	70	23	4	31	121	1.31	.270	488	5	10	528	1974/1333
2022	POR	AA	0	0	4.15	1	1	0	0	0	4.1	4	2	2	0	0	2	5	1.38	.250	16	0	0	18	79/51
2022	WOR	AAA	0	0	0.00	1	1	0	0	0	4.2	0	0	0	0	0	1	8	0.21	.000	14	0	0	15	63/43
2022	BOS	MLB	11	2	3.32	23	23	1	0	0	127.1	111	49	47	18	4	31	104	1.12	.233	476	4	12	515	1949/1279
Career		MLB	74	50	4.05	225	204	2	0	1	1153.2	1138	558	519	147	30	370	1021	1.31	.257	4429	35	96	4892	18829/12220
Career		Minors	5	4	2.55	32	23	0	0	0	123.2	86	38	35	11	0	30	135	0.94	.193	445	7	1	482	1876/1241

## DIVISION SERIES

Season	Team	League	W	L	ERA	G	GS	CG	SV	SVO	IP	H	R	ER	HR	HB	BB	SO	WHIP	AVG	AB	WP	GDP	TBF	NP/S
2013	STL	MLB	1	0	1.23	1	1	0	0	0	7.1	1	1	1	1	0	2	9	0.41	.043	23	0	0	25	96/60
2015	STL	MLB	0	1	8.31	1	1	0	0	0	4.1	6	4	4	3	0	3	5	2.08	.333	18	0	0	21	90/48
2021	TB	MLB	0	0	20.25	1	0	0	0	0	2.2	9	6	6	1	0	0	4	3.38	.563	16	1	1	16	59/44
Career		MLB	1	1	6.91	3	2	0	0	0	14.1	16	11	11	5	0	5	18	1.47	.281	57	1	1	62	245/152

## LEAGUE CHAMPIONSHIP SERIES

Season	Team	League	W	L	ERA	G	GS	CG	SV	SVO	IP	H	R	ER	HR	HB	BB	SO	WHIP	AVG	AB	WP	GDP	TBF	NP/S
2013	STL	MLB	2	0	0.00	2	2	0	0	0	13.2	7	0	0	0	0	2	13	0.66	.149	47	0	1	49	207/136
2014	STL	MLB	0	1	81.00	1	0	0	0	0	0.1	2	3	3	1	0	1	0	9.00	.667	3	0	0	4	12/5
Career		MLB	2	1	1.93	3	2	0	0	0	14.0	9	3	3	1	0	3	13	0.86	.180	50	0	1	53	219/141

## WORLD SERIES

Season	Team	League	W	L	ERA	G	GS	CG	SV	SVO	IP	H	R	ER	HR	HB	BB	SO	WHIP	AVG	AB	WP	GDP	TBF	NP/S
2013	STL	MLB	1	1	7.45	2	2	0	0	0	9.2	8	8	8	2	1	8	11	1.66	.222	36	0	1	45	190/109

## POSTSEASON (COMBINED)

Season	Team	League	W	L	ERA	G	GS	CG	SV	SVO	IP	H	R	ER	HR	HB	BB	SO	WHIP	AVG	AB	WP	GDP	TBF	NP/S
2013	STL	MLB	4	1	2.64	5	5	0	0	0	30.2	16	9	9	3	1	12	33	0.91	.151	106	0	2	119	493/305
2014	STL	MLB	0	1	81.00	1	0	0	0	0	0.1	2	3	3	1	0	1	0	9.00	.667	3	0	0	4	12/5
2015	STL	MLB	0	1	8.31	1	1	0	0	0	4.1	6	4	4	3	0	3	5	2.08	.333	18	0	0	21	90/48
2021	TB	MLB	0	0	20.25	1	0	0	0	0	2.2	9	6	6	1	0	0	4	3.38	.563	16	1	1	16	59/44
Career		MLB	4	3	5.21	8	6	0	0	0	38.0	33	22	22	8	1	16	42	1.29	.231	143	1	3	160	654/402



# MATT WALDRON

NRI

Height: 6-3 Bats: R  
Weight: 219 Throws: R

WALL-drun

# 89

RHP

Full Name	Matthew Lawrence Waldron
Date of Birth	September 26, 1996 in Omaha, Nebraska
Current Residence	Omaha, Nebraska
2023 Opening Day Age	26
MLB Service Time	0.000
How Obtained	Acquired by SD from CLE on November 8, 2020
Contract Status	Signed through 2023

## QUICK HITS

- Acquired by SD from CLE on November 8, 2020 as the player to be named in the 9-player deal that brought Mike Clevinger to San Diego at the 2020 trade deadline.
- In 2022, notched career bests in starts (25), innings pitched (113.2) and wins (5).
- Features a knuckleball that he first taught himself while playing catch with his twin brother while growing up in Omaha. Pushed the usage rate on his knuckler to over 70% in 2021, striking out 103 and walking just 35 in 103.2 regular season innings.
- Tossed 3.0 innings for his part of a combined no-hitter in 2019 for Class A Short Season Mahoning Valley. First pitch was delayed 93 minutes by rain, and Waldron pitched innings 4 through 6.

## 2022 SEASON

- Split his third professional season between Double-A San Antonio (9 GS) and Triple-A El Paso (16 GS), combining to go 5-10 at with a 6.26 ERA (79 ER/113.2 IP) across 25 starts.
- Notched career bests in starts (25), innings pitched (113.2) and wins (5).
- Began the season at Double-A San Antonio, where he pitched to a 2.84 ERA (14 ER, 44.1 IP) and a 2-1 record across nine starts before ascending to Triple-A El Paso on June 28.
- Turned in his best marks in May with SA, when he posted a 1.31 ERA (3 ER, 20.2 IP) and fanned 17 while allowing just three walks for a 5.67 K/BB across four starts with the Missions.
- Did not allow an earned run over 20.0 innings (4 GS) from May 12 to June 23, compiling a 1-0 record with 15 strikeouts against just a trio of walks while limiting the opposition to a .191 average during the span.
- Spent the balance of the season going 3-9 with a 8.44 ERA (65 ER/69.1 IP) in his first stint at Triple-A.
- Ranked among the top El Paso arms in starts (3rd, 16), innings pitched (6th, 69.1) and strikeouts (8th, 58).
- Also paced El Paso in losses (9) and hit batters (9) and ranked third in hits allowed (92) and earned runs (65).
- Allowed 14 ER in 2022, 3 shy of the 11 he allowed in his first 2 seasons in 2019 & '21.

## 2021

- In his first season in SD's system, split the campaign between Fort Wayne (A) and San Antonio (AA), striking out 103 and walking just 35 across 103.2 IP and 20 starts.
- Began the season with FW, compiling a 3-4 record and 3.24 ERA (26 ER, 72.1 IP) to go along with 72 strikeouts, 19 BB and a .255 opp. AVG across 13 starts.
- Allowed 2 ER-or-fewer in 10 of his 13 starts and 1-or-fewer 5 times...reached the 5.0-IP plateau in 11 starts, the 6.0-inning mark 6 times and worked into the 7th or later 3 times.
- Tossed a career-high 8.0 innings in his TinCaps' finale on July 14 at West Michigan, allowing just 1 unearned run on 4 hits while tying his career high with 8 punchouts (3x).
- Promoted to SA on July 19 and made 7 starts for the Missions, going 0-4 with a 6.61 ERA (23 ER, 31.1 IP).
- Tossed 6.0 innings in each of his first 3 starts with SA, going 0-2 with a 4.00 ERA (8 ER, 18.0 IP)...went 0-2 with a 10.13 ERA (15 ER, 13.1 IP) over his final 4 starts.
- Made 5 Arizona Fall League relief appearances for the Peoria Javelinas following the season, allowing 3 ER, across 9.0 IP (3.00 ERA) with 8 SO and 1 BB.

## 2020

- Did not appear in the Indians' 60-man player pool at their Alternate Training Site during the regular season.
- Acquired by SD from CLE on November 8 as the PTBN to complete the 9-player deal that brought Mike Clevinger to San Diego at the trade deadline.

## 2019

- Split his first professional season between Rookie-Level Arizona League Indians and Mahoning Valley (A)...went a combined 4-0 with a 2.96 ERA (15 ER, 45.2 IP)
- In his 3rd to last start of the season on Aug. 22 at Williamsport, he tossed 3.0 innings as part of a combined no-hitter for MV, the third no-no in Scrappers' history.

## PERSONAL

- Pitched 4 seasons at the University of Nebraska and finished ranked in the top 10 of several Cornhusker all-time lists, including innings pitched (3rd, 3001), strikeouts (4th, 253), starts (T-5th, 43) and wins (T-8th, 21).



# MATT WALDRON



## MATT WALDRON CAREER PITCHING

Season	Team	League	W	L	ERA	G	GS	CG	SHO	SV	IP	H	R	ER	HR	HB	BB	SO	WHIP	AVG	AB	WP	GDP	TBF	NP-S
2019	Minors	2 Teams	4	0	2.96	14	1	0	0	1	45.2	32	16	15	3	1	4	57	0.79	.192	167	2	1	172	596/446
2019	ROK	INDR	1	0	0.90	4	0	0	0	0	10.0	3	1	1	1	0	0	17	0.30	.088	34	2	0	34	73/69
2019	A(Short)	MV	3	0	3.53	10	1	0	0	1	35.2	29	15	14	2	1	4	40	0.93	.218	133	0	1	138	523/377
2021	Minors	2 Teams	3	8	4.25	20	20	1	0	0	103.2	104	60	49	8	7	35	103	1.34	.264	394	8	3	445	1713/1094
2021	A+	FW	3	4	3.24	13	13	0	0	0	72.1	69	37	26	6	4	19	72	1.22	.256	270	2	2	301	1110/723
2021	AA	SA	0	4	6.61	7	7	1	0	0	31.1	35	23	23	2	3	16	31	1.63	.282	124	6	1	144	603/371
2022	AA	SA	0	0	1.80	1	1	0	0	0	5.0	2	1	1	0	1	0	2	0.40	.125	16	0	0	17	53/39
Career	Minors	4 Teams	7	8	3.79	35	22	1	0	1	154.1	138	77	65	11	9	39	162	1.15	.239	577	10	4	634	2362/1579

## CAREER TRANSACTIONS

OPTIONS USED: 0/3

2019 Signed by CLE as a 18th-round selection in the First-Year Player Draft, June 14

2020 Acquired by SD from CLE as a PTBN in the 9-player trade that sent RHP Mike Clevinger to SD, November 8



# RYAN WEATHERS

Height: 6-1      Bats: R  
Weight: 233      Throws: L

@RyanDWeathers25

ryanweathers25

# 40

LHP

Full Name	Ryan David Weathers
Date of Birth	December 17, 1999 in Loretto, Tennessee
Current Residence	Loretto, Tennessee
2023 Opening Day Age	23
MLB Service Time	1.001
MLB Debut	October 6, 2020 @ LAD (with SD, NLDS G1)
How Obtained	Signed as a 1st-round selection (7th overall) in the 2018 First-Year Player Draft on July 2,
Contract Status	Signed through 2023

## QUICK HITS

**GREAT DAY FOR A DEBUT** The 7th overall pick in 2018, who hadn't pitched above A ball, made his ML debut in Game 1 of the NLDS vs. LAD on October 6, 2020 (11 IP, 2 BB, SO).

**THAT JUST HAPPENED** At 20 years and 294 days old, he became the 1st Padre to ever make their ML debut in the Postseason, the 5th player in ML history to debut in the Postseason and the 2nd-youngest to ever debut in the Postseason (KC's Adalberto Mondesi, 20.095 in '15).

**LIKE FATHER, LIKE SON** Is the son of 19-season MLB veteran and 1996 NYY's World Series Champion, David Weathers.

**TENNESSEE'S FINEST** The Gatorade Tennessee Baseball High School Player of the Year went 10-0 with a 0.09 ERA and 148 strikeouts in 76.0 innings as a senior in 2018.

**GOOD AS GOLD** Won a gold medal with Team USA at the 2017 U-18 World Cup in Canada, posting two scoreless outings.

## 2022 SEASON

- Spent the majority of his season with El Paso (AAA), establishing career highs in appearances (31) and innings pitched (123.0) and tying his career high in starts (22, also: 2019 w/ Single-A Fort Wayne).
- Posted a 6.73 ERA (92 ER, 123.0 IP) and Triple-A opponents hit .328 against him...his 31 home runs allowed were the 3rd-most in all levels of minor league baseball, trailing only Las Vegas' Parker Dunshee (38) and Greenville/Portland's Brian Van Belle (32).
- Made 22 consecutive starts from April 7-Aug 23, going 6-7 with a 6.67 ERA (83 ER, 112.0 IP) and .325 opp. AVG...made 9 consecutive relief outings to finish the season, going 1-0 with a 7.36 ERA (9 ER, 11.0 IP) and a .356 AVG.
- Reached 200 strikeouts in his professional career with his third and final strikeout April 22 at Las Vegas.
- Recalled from ELP on June 15 for his 19th ML start...allowed 4 ER and 4 BB while striking out 3 across 3.2 IP vs. CHC at Wrigley Field in SD's 19-5 victory...optioned back to ELP the following day.
- Tossed a minor league career-high 7.0 IP twice, once on May

## ACCOLADES


### Midwest League Post-Season All-Star (2019, Fort Wayne)

4 at Sugar Land (3 H, 1 ER) and the other coming on July 7 at Sugar Land (9 H, 3 ER).

## 2021

- Received the first regular season action of his career after making his ML debut in the 2020 Postseason, going 4-7 with 1 save and a 5.32 ERA (56 ER, 94.2 IP), 1.38 WHIP and .279 opp. AVG across 30 total appearances (18 starts).
- Led MLB in pickoffs (9)...the most in the majors in a single season since Eric Lauer's 10 in 2018...the Padres owned 3 of the highest single-season pickoff totals from 2017-21: Clayton Richard's 8 in '17, Lauer's 10 in '18 and Weathers' 9 in '21.
- Forced opponents to ground into 11 double plays, 2nd-most on SD's staff behind Joe Musgrove's 13.
- In his 12 relief outings, he posted a 2.49 ERA, .231 opp. AVG and allowed 3 HR...in his 18 starts, he posted a 6.36 ERA, .295 opp. AVG and 17 HR.
- He became the 1st pitcher in SD history to allow no more than 3 runs across his first 6 ML starts...3 other pitchers had done that in the majors in recent years, but they were considered "openers" -- remove those 3 from the equation, and the last starter to allow 3 runs-or-fewer across his first 6 starts was LAD's Fernando Valenzuela in 1981 (pitched 6 CG during the peak of Fernando Mania).
- Allowed 1 hit-or-fewer in 9 of his first 12 career MLB appearances (6 relief app, 6 starts), including Game 1 of the 2020 NLDS vs. LAD.
- On April 3 vs. ARI, he became just the 3rd Padre to earn a save in his 1st career regular season app...in 1985, Gene Walter (August 9) and Lance McCullers (August 12) did so within days of each other...12 days later on April 15 @ PIT, Craig Stammen recorded a 3.0 inn. save, making Weathers and Stammen 2 of just 5 Padres to record a 3.0+ inning save since '99, with Brian Sweeney (Sept. 16, 2006 vs. LAD) being the last Padre to do so.
- Tossed 9.1-combined scoreless innings of 2-hit ball in back-to-back starts vs. LAD on April 16 and April 22...in his first 4 career appearances vs. LAD (from G1 of the 2020 NLDS thru Sept. 12, 21), he allowed just 1 run across 12.0 IP (0.75 ERA)...allowed 5 runs on 5 hits in 3.0 IP on Sept. 29 @ LAD in his

# RYAN WEATHERS



final appearance of the season.

- Optioned to El Paso (AAA) on June 15 before being recalled on July 1...remained with the big league club for the rest of '21 until Sept. 30 when he was optioned back.
- Prior to the All-Star Break, he was 4-2 with a 2.91 ERA (19 ER, 58.2 IP) in 17 appearances (11 starts), including a 1-0 record and a 0.40 ERA (1 ER, 22.1 IP) vs. the NL West.
- In the 2nd half, went 0-5 with a 9.25 ERA (37 ER, 36.0 IP) in 13 app. (7 GS)...SD was on the losing end in each of his final 14 app., including all 13 of his outings in the 2nd half.
- Exited his final start of the second half after just 2.0 IP and 29 pitches after injuring his ankle in the 3rd inning...placed on the 10-day IL on July 16 (retro: July 13) with right ankle inflammation, his only IL stint of the season.
- Faced the Marlins in his 1st app. of the 2nd half on July 24, tossing 4.0-shutout IP of 2-hit ball in SD's 3-2 loss...hit his 1st career HR in the 3rd to give the Padres a 2-0 lead.

- Worked in 5 consecutive relief app. from Sept. 1-25 for a 1.08 ERA (1 ER, 8.1 IP) with a 0.84 WHIP and .207 opp. AVG.
- Relied on 4 pitches: 4-Seam Fastball (43%), Slider (31%), Sinker (19%) and Changeup (8%).

## 2020

- Spent the campaign at the club's Alternate Training Site before being added to the Padres' NLDS roster due to injuries to Mike Clevinger and Dinelson Lamet.

**POSTSEASON:** Made his ML debut in Game 1 of the NLDS vs. LAD on Oct. 6...did not allow a hit across 1.1 scoreless IP (2 BB, SO)...was the 3rd ML player to debut in the 2020 Postseason (MIN Alex Kirilloff on Sept. 30 and TB Shane McClellan on Oct. 5).

# RYAN WEATHERS



## 2019

- Made 22 starts for Fort Wayne (A), posting a 3.84 ERA and striking out 22.8% of opposing batters while walking just 4.6%.
- Allowed 2 earned runs-or-fewer in each of his 1st 7 starts, posting a 1.78 ERA (6 ER, 30.1 IP) from April 4-May 26.
- His ERA never got above 3.84, the mark he finished the campaign at after 5 straight starts of 3 earned runs-or-fewer to close out the season.

## 2018

- Began his 1st professional season with the Rookie-Level AZL Padres 2, making 4 starts (3.86 ERA, .211 opp, AVG) before a promotion to FW (3.00 ERA in 3 starts).

## PERSONAL

- On the morning of G1 of the 2020 NLDS, was taking his scheduled COVID-19 test next to A.J. Preller. How did he find out about he was going to be making his ML debut?: "He asked me which pile I usually get my COVID test from. I was like, 'I just grab one, I don't think they really care!' He told me to grab one out of the big league pile."
- Proposed to his now-wife, Thayer, in January 2021 in Florence, Alabama, and the couple got married in November 2022...Thayer played volleyball at the University of Florida, and was the 2017-18 Gatorade National Volleyball Player of the Year, and Weathers was the 2018 Gatorade Tennessee Baseball High School Player of the Year.
- Ryan's sister, Karly, plays Division 1 basketball at the University of Alabama.

# RYAN WEATHERS



## RYAN WEATHERS CAREER PITCHING

Season	Team	League	W	L	ERA	G	GS	CG	SV	SVO	IP	H	R	ER	HR	HB	BB	SO	WHIP	AVG	AB	WP	GIDP	TBF	NP/S
	SD2	ROK	0	2	3.86	4	4	0	0	0	9.1	8	8	4	2	1	3	9	1.18	.211	38	1	0	42	74/58
2018	FW	A(Full)	0	1	3.00	3	3	0	0	0	9.0	11	8	3	0	0	1	9	1.33	.282	39	0	1	41	157/105
2018	2 Teams	Minors	0	3	3.44	7	7	0	0	0	18.1	19	16	7	2	1	4	18	1.25	.247	77	1	1	83	231/163
2019	FW	A(Full)	3	7	3.84	22	22	0	0	0	96.0	101	45	41	6	7	18	90	1.24	.275	367	4	11	395	1454/985
2021	ELP	AAA	1	0	3.60	2	2	0	0	0	10.0	13	4	4	2	0	2	11	1.50	.317	41	0	1	43	160/114
2021	SD	MLB	4	7	5.32	30	18	0	1	1	94.2	101	57	56	20	3	30	72	1.38	.279	362	2	11	401	1617/1013
2022	ELP	AAA	7	7	6.73	31	22	0	0	2	123.0	163	101	92	31	5	57	88	1.79	.328	497	4	12	564	2183/1374
2022	SD	MLB	0	0	9.82	1	1	0	0	0	3.2	6	4	4	0	0	4	3	2.73	.353	17	0	0	21	89/51
Career		MLB	4	7	5.49	31	19	0	1	1	98.1	107	61	60	20	3	34	75	1.43	.282	379	2	11	422	1706/1064
Career		Minors	11	17	5.24	62	53	0	0	2	247.1	296	166	144	41	13	81	207	1.52	.301	982	9	25	1085	4028/2636

## DIVISION SERIES

Season	Team	League	W	L	ERA	G	GS	CG	SV	SVO	IP	H	R	ER	HR	HB	BB	SO	WHIP	AVG	AB	WP	GIDP	TBF	NP/S
2020	SD	MLB	0	0	0.00	1	0	0	0	0	1.1	0	0	0	0	0	2	1	1.50	.000	4	0	0	6	30/16

## POSTSEASON (COMBINED)

Season	Team	League	W	L	ERA	G	GS	CG	SV	SVO	IP	H	R	ER	HR	HB	BB	SO	WHIP	AVG	AB	WP	GIDP	TBF	NP/S
2020	SD	MLB	0	0	0.00	1	0	0	0	0	1.1	0	0	0	0	0	2	1	1.50	.000	4	0	0	6	30/16

## CAREER TRANSACTIONS

OPTIONS USED: 1/3

2018 Signed by SD as a first-round selection (seventh overall) in the First-Year Player Draft, July 1



# STEVEN WILSON

Height: 6-4      Bats: R  
Weight: 218      Throws: R

@Swilson2436

swilson2436

# 36

RHP

Full Name	Steven Christopher Wilson
Date of Birth	August 24, 1994 in Littleton, Colorado
Current Residence	Littleton, Colorado
2023 Opening Day Age	28
MLB Service Time	1.000
How Obtained	Signed as an eighth-round selection in the 2018 First-Year Player Draft on June 14
Contract Status	Signed through 2023

## QUICK HITS

- Was scoreless in 37 of his 50 outings for the Padres in his rookie 2022 campaign, limiting opponents to a .191/.277/.346 slash line.
- His .118 opponents' AVG at home ranked 3rd among all ML relievers in '22, trailing only CIN's Alexis Diaz (.105) and CLE's Emmanuel Clase.
- Earned the winning decision in both of his first 2 MLB relief appearances (April 9 @ ARI and April 11 @ SF), becoming the 2nd Padres pitcher to do so, joining Larry Hardy (April 28-May 5, 1974). Also became just the 4th pitcher to accomplish the feat over the last 25 seasons.
- Among Triple-A West pitchers with 30.0+ IP in 2021, Wilson's .156 opponents' AVG led the league, and his 14.42 SO/9 IP ratio ranked 2nd.
- Following the 2021 season, played for Escogido in the Dominican Winter League, where he struck out 14 batters against 1 walk over 10 shutout innings of two-hit ball.
- 2019 marked his 1st full professional campaign. Led Lake Elsinore (A) pitchers with a 0.93 ERA (min. 6 appearances) and posted a 4.11 ERA and .206 opponent AVG with El Paso (AAA).
- Attended Santa Clara University (CA) and underwent Tommy John surgery in 2017. In his final year for the Broncos in '18, he was named an All-West Coast Conference Honorable Mention and to the WCC All-Academic Team, leading the team with a 3.07 ERA and 58 strikeouts in 44.0 IP.

## 2022 SEASON

- Made the Padres' Opening Day roster and went 4-2 with 1 SV and 5 holds in 50 appearances in his rookie 2022 campaign...the 50 app. tied with Nabil Crismatt for 3rd-most in the SD pen, trailing only Luis Garcia (64) and Tim Hill (55).
- Was scoreless in 37 of his 50 app., limiting opponents to a .191/.277/.346 slash line.
- Was scoreless in each of his first 17 outings at home... allowed 4 runs (3 ER) across his first 7 home appearances... his .118 AVG at home ranked 3rd among all ML relievers (min. 20 app.), trailing only CIN's Alexis Diaz (.105) and CLE's Emmanuel Clase (.108)...he was 1 of just 9 ML relievers to have a 1.00 ERA-or-lower at home...on the road, he had a 5.19 ERA and .252 opp. AVG in 26 app. and 26.0 IP.
- Earned the winning decision in both of his first 2 MLB

## ACCOLADES

Midwest League Post-Season All-Star (2019, Fort Wayne)



appearances in relief (April 9 @ ARI and April 11 @ SF), becoming the 2nd Padres pitcher to do so, joining Larry Hardy (April 28-May 5, 1974), who earned wins in each of his 1st 2 career apps., both non-starts...also became just the 4th pitcher to accomplish the feat over the last 25 seasons.

- Struck out a career-high 5 of the 6 batters he faced across 2.0 IP his 3rd ML appearance on April 13 @ SF.
- Earned a hold in 4 consecutive outings from April 17-23, the 4th through 7th appearances of his ML career.
- Optioned to El Paso (AAA) twice from May 20-22 and Aug. 6-15...had just one stint on the IL from June 26-July 15 (left hamstring tendinitis).
- Tossed a career-high 3.0-shutout IP of 1-hit ball on June 6 vs. NYM...tossed 1.1 innings-or-more on 11 occasions, going 1-0 with a 1.37 ERA and .127 opp. AVG in those outings.
- Posted a career-high 12.2 scoreless-inning streak across 10 appearances from July 29-Sept 4, allowing just 6 hits and 4 walks while striking out 8.

# STEVEN WILSON



- Made his first career start as an opener in his 3rd to last appearance of the season on Sept. 29 vs. LAD, striking out Mookie Betts and Freddie Freeman while forcing Trea Turner to ground out...he allowed an unearned run allowing the automatic base runner in the top of the 10th to score the night before, becoming the 1st Padre to ever finish a game and start the next in consecutive days...1 other player also did so earlier in '22 (TEX's Brett Martin on June 24-25).

- Per Statcast, he relied on 3 pitches: 4-Seam Fastball (52.2%), Slider (42.2%) and Changeup (5.6%).
- Ranked in the 96th percentile in XBA (.182) and the 90th percentile in XSLG (.306).

**POSTSEASON:** Made his Postseason debut during his rookie campaign, posting 2 scoreless outings in his 4 app. and allowing just 2 hits across his 3.2 IP (.154 AVG).

- Entered in the 8th inning of Game 2 of the Wild Card Series vs. NYM on Oct. 8, retiring all 3 batters he faced on 11 pitches while striking out 2 in SD's 7-3 defeat.
- Made his 2nd career Postseason app. in Game 1 of the NLDS on Oct. 11, entering the game in the 3rd inning in relief of Mike Clevinger, tossing 1.1 scoreless innings with 2 BB and 2 SO in SD's 5-3 defeat...the 37 pitches thrown were the 3rd-most of his career, trailing only his 39 on June 6 vs. NYM and Aug. 5 @ LAD.
- Relieved Joe Musgrove in the 7th inning of Game 4 of the NLDS on Oct. 15...allowed 1 hit, 1 BB and 1 ER in 0.1 IP before Tim Hill got SD out of the inning, stranding both runners en route to SD's 5-3, series-clinching victory.

- Made his 4th appearance of the Postseason and his NLCS debut in the 7th inning of Game 4 vs. PHI on Oct. 22, allowing a solo HR to JT Realmuto.

## 2021

- Received a non-roster invitation to Major League Spring Training, beginning the season with El Paso (AAA).
- Spent the majority of the campaign with ELP, posting a 3.43 ERA (15 ER, 39.1 IP) in 28 appearances (all in relief), including a 0.92 WHIP and .157 opponent average.
- Among Triple-A West pitchers with 30.0+ IP, Wilson's .156 opponent's average led the league, and his 14.42 strikeouts per nine ranked 2nd.
- Between the Arizona Complex League Padres and ELP, he posted a career high 15.2 strikeouts per nine innings.
- Made just 3 appearances to start the season before landing on the 7-Day Injured List on May 17 for nearly two months with an arm injury.
- Made two rehab appearances with Rookie-Level ACL Padres on July 2 and July 5, pitching 2.2 innings of scoreless, 1-hit ball with 8 strikeouts and 0 walks...returned to the Chihuahuas on July 10.
- Made 11 appearances for ELP in which he tossed at least 2.0 innings.
- Following the 2021 season, played for Escobido in the

# STEVEN WILSON



Dominican Winter League, where he struck out 14 batters against 1 walk over 10 shutout innings of two-hit ball.

## 2020

- Received an invite to Major League Spring Training and made 2 scoreless relief appearances.
- Was not a part of the Padres 60-man player pool at their Alternate Training Site during the regular season.

## 2019

- Split his 1st full professional campaign between El Paso (AAA) and Lake Elsinore (A), owning a 2.67 ERA (19 ER, 64.0 IP) in 42 appearances (all in relief).
- Began the season with LE, where he made 17 relief app. from April 6-June 16, posting a 0.93 ERA (3 ER, 29.0 IP), a .183 opponent clip (19-for-104) and .227 opp. OBP.
- While with the Storm, had 43 SO with 4 BB for a 13.3 SO/9.
- Bypassed the Double-A level and was promoted to ELP on June 17...made his ELP debut on June 18 and proceeded to make 25 app. out of the bullpen to finish the season.
- Did not allow a single earned run in both May and June, tossing 22.2 IP in that time and making 13 app. with 9 hits and 1 unearned run allowed.
- ELP went 14-11 in games in which he appeared, and he

owned a 4.11 ERA (16 ER, 35.0 IP), owning a .206 opp. AVG.

- With ELP, had 42 SO and 10.8 SO/9...fanned at least 1 batter in 23 of his 25 app. and fanned multiple 13 times.
- With RISP, Single-A opponents hit .038 against him (1-for-26) and Triple-A opponents hit .220.

## 2018

- Split the year between Tri-City (A) and Lake Elsinore (A), appearing in just 5 G for a 7.88 ERA (7 ER, 8.0 IP).
- Made his professional debut with TRI, making 3 app. from June 18-July 4 for a 1.80 ERA in 5.0 IP and a .235 opp. AVG.
- In just 2 games with LE, worked a total of 3.0 IP and allowed 3 ER and 4 hits in both app.

## PERSONAL

- Son of Robert and Debra. Robert is an NCAA umpire. Steven has five siblings: Michael Roan, Brandon Wilson, Greg Schar, Nick Schar and Spencer Schar.
- Graduated from Dakota Ridge High School in Littleton, Col. in 2012. Named League MVP, First-Team All-Conference, Academic All-State and Athlete of the Year as a senior.
- Attended Santa Clara University (CA) and underwent Tommy John surgery in 2017.



# STEVEN WILSON



## STEVEN WILSON CAREER PITCHING

Season	Team	League	W	L	ERA	G	GS	CG	SV	SVO	IP	H	R	ER	HR	HB	BB	SO	WHIP	AVG	AB	WP	GIDP	TBF	NP/S
2018	TRI	A(Short)	1	0	1.80	3	0	0	0	0	5.0	4	2	1	0	0	1	6	1.00	.235	17	1	0	19	76/49
2018	LE	A(Adv)	0	0	18.00	2	0	0	0	0	3.0	8	6	6	2	0	3	3	3.67	.471	17	1	0	21	84/45
2018	2 Teams	Minors	1	0	7.88	5	0	0	0	0	8.0	12	8	7	2	0	4	9	2.00	.353	34	2	0	40	160/94
2019	LE	A(Adv)	2	0	0.93	17	0	0	0	0	29.0	19	3	3	2	2	4	43	0.79	.184	103	2	1	110	424/273
2019	ELP	AAA	1	3	4.11	25	0	0	0	2	35.0	26	19	16	5	0	22	42	1.37	.213	122	2	4	148	588/357
2019	2 Teams	Minors	3	3	2.67	42	0	0	0	2	64.0	45	22	19	7	2	26	85	1.11	.200	225	4	5	258	1012/630
2021	PAD	ROK	0	0	0.00	2	0	0	0	0	2.2	1	0	0	0	0	0	8	0.38	.111	9	0	0	9	25/25
2021	ELP	AAA	4	0	3.43	28	0	0	0	1	39.1	22	18	15	7	2	14	63	0.92	.157	140	1	1	157	691/436
2021	2 Teams	Minors	4	0	3.21	30	0	0	0	1	42.0	23	18	15	7	2	14	71	0.88	.154	149	1	1	166	716/461
2022	ELP	AAA	0	0	4.50	2	0	0	0	0	2.0	1	1	1	1	0	0	4	0.50	.143	7	0	0	7	38/24
2022	SD	MLB	4	2	3.06	50	1	0	1	3	53.0	36	20	18	7	3	20	53	1.06	.191	188	4	2	214	874/554
Career		MLB	4	2	3.06	50	1	0	1	3	53.0	36	20	18	7	3	20	53	1.06	.191	188	4	2	214	874/554
Career		Minors	8	3	3.26	79	0	0	0	3	116.0	81	49	42	17	4	44	169	1.08	.195	415	7	6	471	1926/1209

## WILD CARD

Season	Team	League	W	L	ERA	G	GS	CG	SV	SVO	IP	H	R	ER	HR	HB	BB	SO	WHIP	AVG	AB	WP	GIDP	TBF	NP/S
2022	SD	MLB	0	0	0.00	1	0	0	0	0	1.0	0	0	0	0	0	0	2	0.00	.000	3	0	0	3	11/8

## DIVISION SERIES

Season	Team	League	W	L	ERA	G	GS	CG	SV	SVO	IP	H	R	ER	HR	HB	BB	SO	WHIP	AVG	AB	WP	GIDP	TBF	NP/S
2022	SD	MLB	0	0	5.40	2	0	0	0	0	1.2	1	1	1	0	1	3	2	2.40	.167	6	1	0	11	49/29

## LEAGUE CHAMPIONSHIP SERIES

Season	Team	League	W	L	ERA	G	GS	CG	SV	SVO	IP	H	R	ER	HR	HB	BB	SO	WHIP	AVG	AB	WP	GIDP	TBF	NP/S
2022	SD	MLB	0	0	9.00	1	0	0	0	0	1.0	1	1	1	1	0	0	0	1.00	.250	4	0	0	4	14/12

## POSTSEASON (COMBINED)

Season	Team	League	W	L	ERA	G	GS	CG	SV	SVO	IP	H	R	ER	HR	HB	BB	SO	WHIP	AVG	AB	WP	GIDP	TBF	NP/S
2022	SD	MLB	0	0	4.91	4	0	0	0	0	3.2	2	2	2	1	1	3	4	1.36	.154	13	1	0	18	74/49

## CAREER TRANSACTIONS

OPTIONS USED: 0/3

2018 Signed by SD as an eighth-round selection in the First-Year Player Draft, June 14



# JANTZEN WITTE



Height: 6-1     Bats: R  
Weight: 190     Throws: R

WITTY  
jantzenwitte

# 39

INF

Full Name	Jantzen Connery Witte
Date of Birth	January 4, 1990 in Arlington, Texas
Current Residence	Fort Worth, Texas
2023 Opening Day Age	33
MLB Service Time	0.000
How Obtained	Signed as a minor league free agent on January 19, 2023
Contract Status	Signed through 2023

## QUICK HITS

- Attended TCU, from which he was drafted by the Red Sox in 2013. Works out on campus with Matt Carpenter in the offseason. When asked about TCU, he said in an interview, "I can't describe why I love it so much. It just feels like such a special place that I can't wait to get back to after each season ends."
- Has played in parts of 8 minor league seasons between the BOS (2013-19) and SEA (2021) farm systems, batting .277 in 766 career games.
- Spent 2022 in Japan in Nippon Professional Baseball with the Seibu Lions, playing in 35 games.
- Signed by San Diego a minor league free agent on January 19, 2023 and received an invitation to Spring Training. His last Spring Training was in 2021 with the Mariners.
- Spent all of 2021 with Triple-A Tacoma, batting .299 and finishing 10th in the Pacific Coast League in batting average. Also ranked 6th in the PCL in hits (121) and T-7th in total bases (199).

## 2022 SEASON

- Played in 35 games with the Saitama Seibu Lions in the Nippon Professional Baseball league in Japan...batted .192 (23-for-120) with five doubles, two homers, 13 RBI, and eight runs scored...was teammates with former Padre, Brian O'Grady.
- Signed by San Diego as a minor league free agent on January 19, 2023 and received an invitation to Spring Training...his last Spring Training was in 2021 with the Mariners.

## 2021

- Received a Major League camp invitation to SEA's Spring Training and finished the year batting .299 for Triple-A Tacoma, finishing 10th in the Pacific Coast League in batting average...also ranked 6th in the PCL in hits (121) and T-7th in total bases (199).
- Spent the entire campaign with Tacoma, leading the club with 105 games played, 121 hits, 199 total bases and 405 at bats...set career high in home runs (19).
- Hit .307 (92-for-300) against right-handed pitchers.

## ACCOLADES

MiLB.com Organization All-Star (2021, SEA)

Eastern League Mid-Season All-Star (2015, Portland)

South Atlantic League Mid-Season All-Star (2014, Greenville)

South Atlantic League Player of the Month (May 2014)

- Earned MiLB.com Organization All-Star honors with Seattle, his first such award in his career.
- From July through the end of the minor league season, he hit .456 (78-for-171).
- Elected free agency on November 7 and signed a one-year contract with the Seibu Lions in the NPB on December 30.

## 2020

- Did not play due to the COVID-19 Pandemic shortened season and did not appear at the Red Sox Alternate Training Site.

## 2019

- Played 6 games for Double-A Portland and 112 games for Triple-A Pawtucket, slashing .277/.339/.394 (109-for-393) at the Triple-A level with 45 runs, 22 doubles, 8 home runs, 49 RBI, 8 stolen bases and 34 walks.

## 2013-18

- Split the **2018** season between Double-A Portland and Triple-A Pawtucket, hitting .270 (103-for-381) with 39 extra-base hits in 104 games...in **2017**, played the whole year in Pawtucket, hitting .242 (59-for-244) in 80 games.
- Split the **2016** season between Double-A Portland (11 games) and Triple-A Pawtucket (100 games), batting a combined .286 (106-for-396) with 49 runs scored, 30 doubles, one triple, four home runs and 32 RBI.
- Played in 85 games in **2015** for Double-A Portland, slashing .283/.363/.414 (89x314) with 31 extra-base hits...was named a Mid-Season All-Star with Portland.
- Split the **2014** season between Single-A Greenville (65 games) and High-A Salem (65 games), batting a combined .312 (153-for-490) with a .379 OBP and .500 SLG...recorded 44 doubles, 6 triples and 12 home runs...his 44 doubles and

15 hits led all Red Sox minor leaguers...was named a Mid-Season All-Star with Greenville.

- Began his professional career in **2013** with the GCL Red Sox, batting .244 in 13 games with 10 hits (two doubles, one triple) and seven RBI...played 20 games at Lowell, going 8-for-66.

## PERSONAL

- Jantzen and his wife, Lauren, welcomed their first child, Lucca, in 2021.
- Son of John and Karen, and his father is a children's dentist... has two siblings, Bentley, and Tupelo.
- Graduated in 2013 from Texas Christian University with a degree in communications, with plans to pursue a master's degree in liberal arts.
- As a senior at TCU in 2013, was named Big 12 Co-Scholar Athlete of the Year, 2nd-Team All-Big 12, and 1st-Team Academic All-Big 12.
- Graduated from Martin (TX) High School...signed by Red Sox scout Gregg Miller.

## JANTZEN WITTE CAREER BATTING

Season	Team	League	AVG	G	AB	R	H	2B	3B	HR	RBI	BB	SO	SB	CS	OBP	SLG	OPS	PA	HBP	SAC	SF	GIDP
2013	RSX	ROK	.244	13	41	2	10	2	1	0	7	6	9	1	0	.340	.341	.681	47	0	0	0	0
2013	LOW	A(Short)	.121	20	66	6	8	3	0	0	3	3	15	0	0	.205	.167	.372	73	4	0	0	1
2013	2 Teams	Minors	.168	33	107	8	18	5	1	0	10	9	24	1	0	.258	.234	.492	120	4	0	0	1
2014	GVL	A(Full)	.330	65	233	50	77	24	2	8	54	36	56	4	3	.418	.554	.972	283	5	0	8	7
2014	SAL	A(Adv)	.296	65	257	21	76	20	4	4	39	18	41	2	1	.340	.451	.791	282	2	0	5	7
2014	2 Teams	Minors	.312	130	490	71	153	44	6	12	93	54	97	6	4	.379	.500	.879	565	7	0	13	14
2015	POR	AA	.283	85	314	36	89	25	2	4	48	36	47	3	3	.363	.414	.777	362	6	0	5	6
2016	POR	AA	.359	11	39	6	14	1	0	2	7	8	4	0	0	.458	.538	.996	48	0	0	1	1
2016	PAW	AAA	.258	100	357	43	92	29	1	2	25	31	58	5	4	.327	.361	.688	395	6	0	1	9
2016	2 Teams	Minors	.268	111	396	49	106	30	1	4	32	39	62	5	4	.341	.379	.720	443	6	0	2	10
2017	PAW	AAA	.242	80	244	31	59	10	1	3	24	35	52	3	2	.342	.328	.670	283	2	2	0	4
2018	POR	AA	.277	75	278	43	77	18	1	10	50	31	74	6	3	.356	.457	.813	316	4	0	2	12
2018	PAW	AAA	.252	29	103	13	26	6	2	2	13	7	32	0	1	.313	.408	.721	113	2	1	0	5
2018	2 Teams	Minors	.270	104	381	56	103	24	3	12	63	38	106	6	4	.344	.444	.788	429	6	1	2	17
2019	POR	AA	.150	6	20	2	3	0	0	1	2	1	9	0	0	.190	.300	.490	21	0	0	0	0
2019	PAW	AAA	.277	112	393	45	109	22	0	8	49	34	82	8	4	.339	.394	.733	436	5	0	4	12
2019	2 Teams	Minors	.271	118	413	47	112	22	0	9	51	35	91	8	4	.333	.390	.723	457	5	0	4	12
2021	TAC	AAA	.299	105	405	63	121	19	1	19	70	41	80	3	2	.364	.491	.855	455	3	1	4	15
Career		Minors	.277	766	2750	361	761	179	15	63	391	287	559	35	23	.350	.421	.771	3114	39	4	30	79

## CAREER TRANSACTIONS

OPTIONS USED: 0/3

- 2013** Signed by BOS as a 24th-round selection in the 2013 First-Year Player Draft, June 19
- 2021** Signed by SEA as a minor league free agent, January 12
- 2023** Signed by SD as a minor league free agent, January 19

LIVE LOOK-INS AND ANALYSIS ON  
**MLB TONIGHT**  
WITH LIVE GAMES EVERY WEEK



GO TO  
**FINDMLBNETWORK.COM**  
FOR CHANNEL NUMBER





# HISTORY & RECORDS



# HISTORY & RECORDS

## 2022 SEASON IN REVIEW

San Diego went 89-73 (.549) in the 2022 regular season, tying with the 1989 and 2007 teams for the fifth-best record in Padres' history and trailing just the following Padres' clubs: 2010 (90-72, .556), 1996 (91-71, .562), 1984 (92-70, .568), and 1998 team (98-64, .605).

The Padres made their 7th Postseason appearance in the team's history, securing their Postseason berth in the 7th inning of the Padres' 2-1 loss to the White Sox on Sunday, October 2nd (as the Brewers fell 4-3 to the Marlins). The Padres joined the 1984, 1996, 1998, 2005, 2006, and 2020 Padres to make the Postseason, and it was their first trip to the Postseason in a full 162-game season since 2006. It was the 2nd time ever (1st since Sept. 28, 2005) in which they celebrated a playoff clinch at Petco Park with fans in the stands (last was in 2020 and previous was in 2006 @ Arizona). It marked Bob Melvin's eighth season as a manager leading his club to the playoffs (2007 with Arizona, and 2012, 2013, 2014, 2018, 2019, and 2020 with Oakland). It was their 1st trip to the Postseason in a full 162-game season since 2006.

San Diego went 45-36 (.556) on the road in 2022 for the 4th best road winning percentage in the National League. The Friar offense plated 4.99 runs per game on the road in 2022, the 3rd best mark in baseball behind the Dodgers (5.25) and Blue Jays (5.14). At Petco Park, they scored just 3.72 runs per game, the 5th fewest run average in baseball at home. Their 301 runs scored at home were their fewest in a season since they plated 267 in 2014.

The Dodgers, who celebrated a franchise-record 111 wins in 2022 (tied for the 4th most wins in MLB history), finished the regular season leading San Diego by 22.0 games. The 22.0 game lead marks the largest gap ever between the top 2 teams in the National League West, besting the Dodgers' 21.0 game lead over the 2nd place Diamondbacks in 2019. Despite going just 5-14 against the Dodgers in 2022, the Padres went 13-13 against National League playoff teams.

The Padres welcomed 2,987,470 fans to Petco Park in 2022, the 5th highest attendance total in all of baseball, trailing just the Dodgers (3,861,408), Cardinals (3,320,551), Yankees (3,136,207), and Braves (3,129,931). The Padres averaged 36,882 fans per home game, also the 5th highest average. Petco Park's 2,987,470 home attendance ranked 2nd all-time in a single season, behind just their 3,016,752 in 2004, Petco Park's inaugural season. The Padres sold out 26 games, a new club record that bested their 24 sellouts in 2004.

After the Padres' 4-0 shutout loss to the D-Backs on Sept. 15, Manager Bob Melvin addressed the team postgame. In his following 17 games since the 2nd game of their series @ Arizona on September 16, Juan Soto hit .302 (19-for-63) with 5 doubles, 3 home runs, 9 RBI, and 12 walks. After going 3-for-4 on Sept. 18 @ ARI. In his 17 games since Sept. 16, Manny Machado has hit .303 (20-for-66) with 12



The Padres' dugout celebration included taking Polaroid pictures. Started by Joe Musgrove, the Padres mounted their pictures on a wall in the Clubhouse.

## HISTORY & RECORDS

RBI, a .370 OBP, .530 SLG, and .900 OPS. San Diego went 11-7 since their loss on September 15, out-scoring their opponents 82-52 (a +30 run differential). Padres pitchers have a .195 opponent average and 2.68 ERA from September 16th through the season's end, and Padres' batters logged 20 home runs, slugged .410 and scored 4.6 runs per game in that time.

Juan Soto walked for the 500th time in his career on September 22nd vs. STL, becoming the 1st player since 1906 to walk 500 times before reaching the age of 24. He finished the 2022 season with a Major League-leading 135 walks, 24 more bases on balls than the 2nd ranked player (Aaron Judge's 111 walks). He has 508 walks in 617 career games under his belt, and only two other players in baseball history have had more walks in their 1st 617 games played (Max Bishop's 531 BB and Ted Williams' 535). Soto finished 2022 with a .401 OBP, and he's now had over a .400 OBP in each of his 5 career seasons. He became the 13th player in MLB history to have a .400+ OBP in each of their 1st 5 big league seasons and the 1st to do so since Frank Thomas from 1990-1994.

Manny Machado played in 150 games in 2022, and besides his rookie year in 2012 (played in 51 games) and the 60-game shortened Pandemic season in 2020, he's played in at least 150 games in 8 of his other 9 big league seasons. Since being acquired by SD in 2019, he's played in the most games of any of his teammates (519), which also are the 8th most of any player in the Majors. Since the start of the 2015 season, he's played in 1,156 games, just 2 short of MLB's leader in that time, Paul Goldschmidt (1,158 games).

Manny played 134 games at 3B in 2022 and finished the year hitting .298, becoming the 4th Padre 3B with as many games played at 3rd to hit .298 or higher. He was the 1st Padres 3rd basemen to do so in over a decade (1st since Phil Nevin hit .308 in 2001). In 2022, Machado became 1 of 5 Padres in the team's history to have a 30 homer, 70 extra base hit, 100 run, and 100 RBI season, and he was the 1st to do so since Adrián González's 2007 season. Manny Machado accounted for 14.2 percent of the Padres' runs in 2022 and 15.7% of their extra-base hits, and both percentages were the highest of any National League player accounting for his team's runs & XBHs. On August 15, Manny Machado was awarded NL Player of the Week honors, his 7th-career Player of the Week Award.

At 1:00 pm on August 2, the Padres announced they acquired OF Juan Soto and 1B Josh Bell from the Washington Nationals. It was the 2nd trade the Padres accomplished at the deadline. On August 1, the Padres acquired LHP Josh Hader from the Brewers in exchange for LHP Taylor Rogers, LHP Robert Gasser, RHP Dinelson Lamet, OF Esteury Ruiz. On August 2, the Padres received Soto and Bell from the Nationals in exchange for 1B/DH Luke Voit, SS CJ Abrams, OF Robert Hassell III, LHP MacKenzie Gore, OF James Wood, and RHP Jarlin Susana. The Padres later acquired INF Brandon Drury from the Reds for INF Victor Acosta, and they received LHP Jay Groome from Boston in exchange for 1B Eric Hosmer, INF Max Ferguson, OF Corey Rosier, and cash considerations. To cap the deadline, the Padres received C Cam Gallagher from the Royals for OF Brent Rooker.

San Diego starters punched out 918 batters in 2022, besting the 2015 Padres starters' 890 strikeouts for the most in a season. SD finished the year with 84 quality starts, the most of any NL team and the 2nd most in MLB (Astros' 94 QS). Yu Darvish led the NL in quality starts (25), and tied for 2nd in MLB with Toronto's Alek Manoah and behind Houston's Framber Valdez (26). SD starters' .231 opponent AVG was lowest in a full 162-game season in SD history (.229 opponent AVG in 2020 was the lowest). The Padres rotation logged the most innings of any National League teams (901.0 IP), trailing just the Mariners (903.0), Guardians (907.0), and Astros (950.0) for the most in the Majors. It was the 1st time since 2015 in which a Padre club saw their starting staff hit the 900.0 inning mark (most in club history were their 1081.1 IP in 1971).

On August 1, the Padres and San Diego native Joe Musgrove signed 5-year deal through the 2027 season. Musgrove, who authored the club's 1st no-hitter in April of 2021 in Arlington, Texas said, "Me and my dad [were] kind of drawing this thing out back in high school, what it would look like. It was: Get to the big leagues, try to win a championship. Then come to San Diego and bring the first one here and finish my career here...I couldn't be happier."

The Padres bullpen posted the 14th lowest bullpen ERA in the Majors in 2022 (3.83), and they worked 542.1 innings, the 3rd fewest in the Majors ahead of just the Phillies' pen (531.2 IP) and Astros' (495.1). It was the fewest innings a Padres relief crew had tossed in a full 162-game seasons since 2015 (worked 495.0 innings). Nick Martinez, who made his most recent start on June 18 @ COL, has converted 8 of 9 save opportunities since switching to the bullpen, posting a 2.67 ERA as a reliever. His 54.0 innings pitched rank 2nd among relievers on the Padres' active roster (behind Luis Garcia's 61.0 innings). The Padres went 24-13 in games in which he entered in relief. Martinez finished the season with 8 holds, and he's the only pitcher in MLB history to have 4+ holds and 8+ saves while also making 10+ starts in a single campaign.

The Padres' .382 slugging percentage finished the year ranking 22nd in the Majors, and only 1 other Padre club had ever made the Postseason with as low a slugging percentage (the 1984 Padres had a .371 SLG).

The Padres 11 walk offs in 2022 led the National League and ranked 3rd in the Majors behind the Mariners (13) and Yankees (15). Their 11 walk off wins tie for the 3rd most in a season in Padres' history behind their 13 in 1979 and 15 in 1986. Jorge Alfaro led MLB in walk offs (5), besting Aaron Judge and Josh Donaldson's 4. He had 1 HR, 3 singles, and 1 walk. His 5 walk off RBI were the most in a single season in Padres history, and the record overall is held by Tony Gwynn and Kurt Bevacqua (both had 8 walk offs in their tenure with the Padres). Alfaro also became the 1st catcher to have 5 walk-off RBI in a season since MIL's Ted Simmons' 5 in 1983.

Jake Cronenworth, Joe Musgrove, and Manny Machado all represented the Padres and played in the All-Star Game on July 19 at Dodger Stadium. It was Cronenworth's 2nd consecutive All-Star Game appearance, Joe Musgrove's 1st, and Manny Machado's 6th (and his 3rd as a starter). Machado and Cronenworth both went 0-for-2, and Joe Musgrove pitched the 3rd (hitless, scoreless ball with 2 SO and a BB). Musgrove was named a NL All-Star via voting by players, managers, coaches, and MLB for his 1st-career All-Star nod. Manny Machado edged out Nolan Arenado on July 8 by the fan-elected ballot, and it marked his 6th career All-Star Game and his 3rd as a starter (1st in the NL). Machado had two previous All-Star starts as an American League player with the Orioles, as a 3B in 2016 and as a SS in '18. Cronenworth was selected as a replacement for the NL All-Star team, taking the place of injured Marlins 2B Jazz Chisholm

The Padres had the best record in MLB in 1-run games, going 30-17 (.638) the highest winning percentage in MLB in such games. It trailed just their 31-16 record (.660) in 1974 for the best record in 1-run games in San Diego history.

On July 1st, the Padres unveiled their Nike City Connect Series jersey, becoming the 7th and final MLB club of 2022 to debut the new uniforms. The collection was inspired by the vibrant landscapes in the San Diego and Baja California communities, from the scenic views up and down the coastline, to the ocean's white foam and the stunning pink and yellow sunsets. The Padres debuted the jerseys on Friday, July 8th vs. the Giants, and wore the uniform before every Friday home game this season (and a few other days as well). They went 6-3 in their City Connect uniforms in the 2022 regular season.

## HISTORY & RECORDS

### 1984 NL CHAMPIONSHIP SERIES

The 1984 Padres became the first team in NLCS play and only the second team in Championship Series history to come back from a 2-0 deficit to win the series (1982 Milwaukee Brewers in the ALCS). The Chicago Cubs hit six home runs in the first two games at Wrigley Field, winning 13-0 and 4-2. But in their return home to San Diego, consecutive record-breaking crowds filled San Diego/Jack Murphy Stadium as the Padres swept the trio of home games, advancing to their first-ever World Series. First baseman Steve Garvey hit .400 (8-for-20) in the five games en route to his second-career NLCS MVP Award. In Game 4, Garvey went 4-for-5 with a dramatic two-run HR off Cubs' ace reliever Lee Smith in the bottom of the ninth. The Padres rallied from a three-run deficit in the fifth game, with Craig Lefferts earning the win in each of the final two games.



Game 1												
October 2 @ CHC												
	1	2	3	4	5	6	7	8	9	R	H	E
SD	0	0	0	0	0	0	0	0	0	0	6	1
CHC	2	0	3	0	6	2	0	0	x	13	16	0

WP (Sutcliffe) LP (Show) SV (none)

Game 2												
October 3 @ CHC												
	1	2	3	4	5	6	7	8	9	R	H	E
SD	0	0	0	1	0	1	0	0	0	2	5	0
CHC	1	0	2	1	0	0	0	0	x	4	8	1

WP (Trout) LP (Thurmond) SV (Smith)

Game 3												
October 4 vs. CHC												
	1	2	3	4	5	6	7	8	9	R	H	E
CHC	0	1	0	0	0	0	0	0	0	1	5	0
SD	0	0	0	0	3	4	0	0	x	7	11	0

WP (Trout) LP (Thurmond) SV (Smith)

Game 4												
October 6 vs. CHC												
	1	2	3	4	5	6	7	8	9	R	H	E
CHC	0	0	0	3	0	0	0	2	0	5	8	1
SD	0	0	2	0	1	0	2	0	2	7	11	0

WP (Lefferts) LP (Smith) SV (none)

Game 5												
October 7 vs. CHC												
	1	2	3	4	5	6	7	8	9	R	H	E
CHC	2	1	0	0	0	0	0	0	0	3	5	1
SD	0	0	0	0	0	2	4	0	x	6	8	0

WP (Lefferts) LP (Sutcliffe) SV (Gossage)

shoot skelt 10.2 per mug

## 1984 SAN DIEGO PADRES

23 - Dick Williams

33 - Harry Dunlop

29 - Deacon Jones

34 - Jack Krol

46 - Norm Sherry

32 - Ozzie Virgil

7 - Kurt Bevacqua

24 - Bobby Brown



1984 WORLD SERIES

In San Diego's first trip to the World Series, the Padres went head-to-head with the Detroit Tigers, who finished the regular season with a Major League-best 104-58 record. The Tigers won Game 1 at San Diego's Jack Murphy Stadium, with the Padres tying the series with a 5-3 win in Game 2. Kurt Bevacqua went 3-for-4 in Game 2 with a fifth-inning, three-run home run, and he hit .412 (7-for-17) with two doubles, two homers and four RBI in the series. Andy Hawkins earned the win in Game 2, working 5.1 shutout innings of one-hit relief. Following the Padres Game 2 victory, the Tigers swept the final three contests to win their fourth World Championship in Detroit Tigers' history.



**Game 1**  
October 9 vs. DET

	1	2	3	4	5	6	7	8	9	R	H	E
<b>DET</b>	1	0	0	0	2	0	0	0	0	3	8	0
<b>SD</b>	2	0	0	0	0	0	0	0	0	2	8	1

WP (Morris) LP (Thurmond) SV (none)

**Game 2**  
October 10 vs. DET

	1	2	3	4	5	6	7	8	9	R	H	E
<b>DET</b>	3	0	0	0	0	0	0	0	0	3	7	3
<b>SD</b>	1	0	0	1	3	0	0	0	x	5	11	0

WP (Hawkins) LP (Petry) SV (Lefferts)

**Game 3**  
October 12 @ DET

	1	2	3	4	5	6	7	8	9	R	H	E
<b>SD</b>	0	0	1	0	0	0	1	0	0	2	10	0
<b>DET</b>	0	4	1	0	0	0	0	0	x	5	7	0

WP (Wilcox) LP (Lollar) SV (Hernandez)

**Game 4**  
October 13 @ DET

	1	2	3	4	5	6	7	8	9	R	H	E
<b>SD</b>	0	1	0	0	0	0	0	0	1	2	5	2
<b>DET</b>	2	0	2	0	0	0	0	0	x	4	7	0

WP (Morris) LP (Show) SV (none)

**Game 5**  
October 14 @ DET

	1	2	3	4	5	6	7	8	9	R	H	E
<b>SD</b>	0	0	1	2	0	0	0	1	0	4	10	1
<b>DET</b>	3	0	0	0	1	0	1	3	x	8	11	1

WP (Lopez) LP (Hawkins) SV (Hernandez)

## HISTORY & RECORDS

### 1996 NL DIVISION SERIES

After winning the West on the last day of the regular season, the Padres were swept in the Division Series by the St. Louis Cardinals, the National League Central Champions. In Game 3, a sellout crowd of 53,899 fans at Jack Murphy Stadium cheered wildly as the Padres erased 1-0 and 5-4 deficits. Following the heartbreaking loss, San Diego fans stood and cheered the Padres, who returned to the field from the clubhouse and recognized the fans for keeping the faith during an unforgettable 1996 season.



Game 1												
October 1 @ STL												
	1	2	3	4	5	6	7	8	9	R	H	E
SD	0	0	0	0	0	1	0	0	0	1	8	1
STL	3	0	0	0	0	0	0	0	x	3	6	0

WP (Stottlemyre) LP (Hamilton) SV (Eckersley)

Game 2												
October 3 @ STL												
	1	2	3	4	5	6	7	8	9	R	H	E
SD	0	0	0	0	1	2	0	1	0	4	6	0
STL	0	0	1	0	3	0	0	1	x	5	5	1

WP (Honeycutt) LP (Bochtler) SV (Eckersley)

Game 3												
October 5 vs. STL												
	1	2	3	4	5	6	7	8	9	R	H	E
STL	1	0	0	0	0	3	1	0	2	7	13	1
SD	0	2	1	1	0	0	0	1	0	5	11	2

WP (Mathews) LP (Hoffman) SV (Eckersley)



## HISTORY & RECORDS

### 1996 NL CHAMPIONSHIP SERIES

After winning the NL West by 9.5 games with a franchise-best 98-64 record, the Padres defeated the Central Division Champion Houston Astros in four games.

In Game 1 against Randy Johnson, Padres' starter Kevin Brown fanned a Division Series-record 16 batters and allowed only two hits in 8.0 shutout innings, en route to the Padres' their first playoff win since 1984. 65,235 fans filled Qualcomm Stadium Upon their return to San Diego, and on just three day's rest, Kevin Brown limited the Astros to one run on three hits over 6.2 innings, and Trevor Hoffman struck out the side in the ninth to preserve the 2-1 win. In Game 4, Sterling Hitchcock defeated Randy Johnson, allowing one run on three hits and 11 strikeouts over 6.0 innings.



Game 1												
September 29 @ HOU												
	1	2	3	4	5	6	7	8	9	R	H	E
SD	0	0	0	0	0	1	0	1	0	2	9	1
HOU	0	0	0	0	0	0	0	0	1	1	4	0

WP (Brown) LP (Johnson) SV (Hoffman)

Game 2												
October 1 @ HOU												
	1	2	3	4	5	6	7	8	9	R	H	E
SD	0	0	0	0	0	2	0	0	2	4	8	1
HOU	1	0	2	0	0	0	0	1	1	5	11	1

WP (Wagner) LP (Miceli) SV (none)

Game 3												
October 3 vs. HOU												
	1	2	3	4	5	6	7	8	9	R	H	E
HOU	0	0	0	0	0	1	0	0	1	4	0	0
SD	0	0	0	0	1	1	0	x	2	3	0	0

WP (Miceli) LP (Elarton) SV (Hoffman)

Game 4												
October 4 vs. HOU												
	1	2	3	4	5	6	7	8	9	R	H	E
HOU	0	0	0	1	0	0	0	0	0	1	3	1
SD	0	1	0	0	0	1	0	4	x	6	7	1

WP (Hitchcock) LP (Johnson) SV (none)

CLUB  
DIRECTORY

EXECUTIVES

MANAGER  
& STAFF

SUPPORT STAFF,  
ADVISORS & BASEBALL  
OPERATIONS

PLAYER HEALTH  
& PERFORMANCE

'23 SAN DIEGO  
PADRES

HISTORY &  
RECORDS

OPPONENTS

SCOUTING & PLAYER  
DEVELOPMENT

PETCO PARK

COMMUNITY

MEDIA

## HISTORY & RECORDS

### 1998 NL CHAMPIONSHIP SERIES

The Padres were considerable underdogs heading to Atlanta to take on the Braves, on the Atlanta, the "team of the '90s." San Diego had not played in the NLCS in 14 years, and the start of the series opener at Turner Field was further delayed by rain by 2 hours and 1 minute. The game started at 10:16 p.m. and went into extra innings, capped by a 10th-inning solo home run from Ken Caminiti to win 3-2.

The Padres claimed Game 2 behind Kevin Brown's three-hit, complete game shutout, fanning 11 in the process. In front of 62,779 at Qualcomm Stadium in Game 3, Sterling Hitchcock and four relievers led the Friars to a 4-1 win, combining to allow one run with 12 strikeouts and out-pitching four-time Cy Young winner Greg Maddux. The Braves claimed both Games 4 and 5, and back at Turner Field, Sterling Hitchcock, the eventual NLCS MVP fanned eight in 5.0 innings of two-hit, shutout ball. The Padres plated five runs in the sixth, advancing to their second World Series with a 5-0 win.



#### Game 1

October 7 @ ATL

	1	2	3	4	5	6	7	8	9	10	R	H	E
SD	0	0	0	0	1	0	0	1	0	1	3	7	
ATL	0	0	1	0	0	0	0	0	1	0	2	8	

WP (Hoffman) LP (Lightenberg) SV (Wall)

#### Game 2

October 8 @ ATL

	1	2	3	4	5	6	7	8	9	R	H	E
SD	0	0	0	0	0	1	0	0	2	3	11	0
ATL	0	0	0	0	0	0	0	0	0	0	3	1

WO (Brown) LP (Glavine) SV (none)

#### Game 3

October 10 vs. ATL

	1	2	3	4	5	6	7	8	9	R	H	E
ATL	0	0	1	0	0	0	0	0	0	1	8	2
SD	0	0	0	0	2	0	0	2	x	4	7	0

WO (Hitchcock) LP (Maddux) SV (Hoffman)

#### Game 4

October 11 vs. ATL

	1	2	3	4	5	6	7	8	9	R	H	E
ATL	0	0	0	1	0	1	6	0	0	8	12	0
SD	0	0	2	0	0	1	0	0	0	3	8	0

WP (Martinez) LP (Hamilton) SV (none)

#### Game 5

October 12 vs. ATL

	1	2	3	4	5	6	7	8	9	R	H	E
ATL	0	0	0	1	0	1	0	5	0	7	14	1
SD	2	0	0	0	0	2	0	0	2	6	10	1

WP (Rocker) LP (Brown) SV (Maddux)

#### Game 6

October 14 @ ATL

	1	2	3	4	5	6	7	8	9	R	H	E
SD	0	0	0	0	0	5	0	0	0	5	10	0
ATL	0	0	0	0	0	0	0	0	0	0	2	1

WP (Hitchcock) LP (Glavine) SV (none)

1998 WORLD SERIES

The Padres made their first World Series appearance in 14 years in taking on the New York Yankees, who had tied the American League record with 114 regular season wins. In the series opener at Yankee Stadium, the Friars stormed to a 5-2 lead on a two-run home run off the bat of Greg Vaughn in the third and back-to-back homers by Tony Gwynn and Vaughn in the fifth. In the seventh, New York plated seven runs with Chuck Knoblauch's game-tying, three-run homer and Tino Martinez's game-winning grand slam.

In the second game, New York scored nine runs on 14 hits in the first five innings on the way to a 9-3 win, shifting the series to the West Coast. Game 3 went scoreless until the sixth, when San Diego struck first with an RBI single by Tony Gwynn. The Padres went up 3-0, but Yankees retaliated with two runs in the seventh and three in the eighth. The Padres closed to within 5-4 in the eighth before Mariano Rivera ended the Friars' threat. In Game 4, before the largest crowd to ever see a baseball game in San Diego (65,427) the Padres and Yankees were locked in a scoreless tie until the sixth, when New York broke through against Kevin Brown on an RBI groundout. Then in the eighth, the Yanks extended the lead on an RBI single by Brosius and a sac fly by Ricky Ledee. Rivera worked out of a bases-loaded jam in the eighth and shut down the Padres in the ninth as the Yankees closed out their 24th World Series Championship.



**Game 1**  
October 17 @ NYY

	1	2	3	4	5	6	7	8	9	R	H	E
SD	0	0	2	0	3	0	0	1	0	6	8	1
NYY	0	2	0	0	0	0	7	0	x	9	9	1

WP (Wells) LP (Wall) SV (Rivera)

**Game 2**  
October 18 @ NYY

	1	2	3	4	5	6	7	8	9	R	H	E
SD	0	0	0	0	1	0	0	2	0	3	10	1
NYY	3	3	1	0	2	0	0	0	x	9	16	0

WP (Hernandez) LP (Ashby) SV (none)

**Game 3**  
October 20 vs. NYY

	1	2	3	4	5	6	7	8	9	R	H	E
NYY	0	0	0	0	0	0	2	3	0	5	9	1
SD	0	0	0	0	0	3	0	1	0	4	7	1

WP (Mendoza) LP (Hoffman) SV (Rivera)

**Game 4**  
October 21 vs. NYY

	1	2	3	4	5	6	7	8	9	R	H	E
NYY	0	0	0	0	0	1	0	2	0	3	9	0
SD	0	0	0	0	0	0	0	0	0	0	7	0

WP (Petitte) LP (Brown) SV (Rivera)



CLUB DIRECTORY  
EXECUTIVES  
MANAGER & STAFF  
SUPPORT STAFF: ADVISORS & BASEBALL OPERATIONS  
PLAYER HEALTH & PERFORMANCE  
23 SAN DIEGO PADRES  
HISTORY & RECORDS  
OPPONENTS  
SCOUTING & PLAYER DEVELOPMENT  
PETCO PARK  
COMMUNITY  
MEDIA

HISTORY & RECORDS

2005 NL DIVISION SERIES

The Padres, crowned National League West Champions with an 82-80 record, traveled to St. Louis to face the NL Central Champion Cardinals in the second postseason meeting between the two clubs (first: 1996 NLDS). NL strikeout leader Jake Peavy was tagged for eight runs on eight hits over 4.1 innings, and he was forced from the game by a previously injured fractured rib. The Padres played three runs in the ninth to cut the lead to 8-5 before Ramon Hernandez struck out with the bases loaded to end the game.

Pedro Astacio started Game 2 at Busch Stadium, and though he allowed just three hits, he issued three walks. Though the Padres scored two late runs and out-hit St. Louis for a second consecutive game, they fell by a score of 6-2. The Padres returned to San Diego two days later, hosting their first-ever postseason game at Petco Park, though the Friars fell 7-4 in the final game of the series.



2006 NL DIVISION SERIES

In winning its second straight National League West Division title in 2006, the Padres made back-to-back trips to the postseason for the first time in franchise history. The Padres finished with an identical 88-74 record as the Los Angeles Dodgers, but they claimed the crown after winning the season series, 13-5.

The Friars drew the St. Louis Cardinals in the first-round of the playoffs for the second consecutive year, marking the third playoff meeting between the two clubs since 1996. In Game 1, Jake Peavy took the mound, blanking the Cardinals for 3.0 innings before giving up five runs over the next 2.1 frames. 2005 National League Cy Young Award winner Chris Carpenter limited San Diego to one run in the Padres' 5-1 loss. In Game 2, veteran David Wells held St. Louis to two runs over 5.0 innings, but STL's Jeff Weaver combined with four relievers to blank San Diego 2-0 in front of 43,463 at Petco Park. In Game 3 in St. Louis, Chris Young shut out the Cardinals for 6.2 innings at the new Busch Stadium, and Trevor Hoffman pitched a perfect ninth for his first postseason save since the 1998 NLCS. The 3-1 win was the first postseason victory for the Padres since clinching the National League Pennant in 1998. In Game 4, Chris Carpenter tossed 6.0 scoreless frames against San Diego, and the eventual World Series Champion Cardinals bested the Friars 6-2.



**Game 1**

**October 4 @ STL**

	1	2	3	4	5	6	7	8	9	R	H	E
<b>SD</b>	0	0	0	0	0	0	1	1	3	5	13	1
<b>STL</b>	1	0	3	0	4	0	0	0	x	8	10	1

WP (Carpenter) LP (Peavy) SV (none)

**Game 2**

**October 6 @ STL**

	1	2	3	4	5	6	7	8	9	R	H	E
<b>SD</b>	0	0	0	0	0	0	1	1	0	2	10	1
<b>STL</b>	0	0	2	2	0	0	2	0	x	6	6	0

WP (Mulder) LP (Astacio) SV (none)

**Game 3**

**October 8 vs. STL**

	1	2	3	4	5	6	7	8	9	R	H	E
<b>STL</b>	1	4	0	0	2	0	0	0	0	7	13	1
<b>SD</b>	0	0	0	0	2	0	1	1	0	4	9	0

WP (Morris) LP (Williams) SV (Iringhausen)



**Game 1**

**October 3 vs. STL**

	1	2	3	4	5	6	7	8	9	R	H	E
<b>STL</b>	0	0	0	3	1	1	0	0	0	5	12	0
<b>SD</b>	0	0	0	0	0	1	0	0	0	1	6	0

WP (Carpenter) LP (Peavy) SV (none)

**Game 2**

**October 5 vs. STL**

	1	2	3	4	5	6	7	8	9	R	H	E
<b>STL</b>	0	0	0	2	0	0	0	0	0	2	10	0
<b>SD</b>	0	0	0	0	0	0	0	0	0	0	4	0

WP (Weaver) LP (Wells) SV (Wainwright)

**Game 3**

**October 7 @ STL**

	1	2	3	4	5	6	7	8	9	R	H	E
<b>SD</b>	0	0	0	3	0	0	0	0	0	3	10	0
<b>STL</b>	0	0	0	0	0	0	0	1	0	1	5	2

WP (Young) LP (Suppan) SV (Hoffman)

**Game 4**

**October 8 @ STL**

	1	2	3	4	5	6	7	8	9	R	H	E
<b>SD</b>	2	0	0	0	0	0	0	0	0	2	9	1
<b>STL</b>	2	0	0	0	0	0	0	x	6	6	7	0

WP (Carpenter) LP (Williams) SV (none)


## HISTORY & RECORDS

### 2020 NL WILD CARD SERIES

In the 60-game regular season, shortened by the COVID-19 pandemic, the Padres clinched their 1st Postseason berth since 2006 with their 7-4 win on September 20 vs. Seattle. The Padres faced off against the St. Louis Cardinals in the Wild Card Series, losing the first game 7-4 before winning the next two 11-9 and 4-0, respectively.

In Game 2, both Fernando Tatis Jr. and Wil Myers hit two homers apiece, marking the 2nd time in MLB history that teammates homered multiple times in the same Postseason game. The other time was 88 years ago exactly by NYY's Babe Ruth and Lou Gehrig on October 1, 1932 in Game 3 of World Series @ CHC, which was the fabled game in which Ruth called his shot in the 5th inning.

The San Diego bullpen worked 6.2-or-more innings in all three games for just the second time in MLB Postseason history, and they became the 1st team in Postseason history to use 8+ pitchers in three straight games. It marked the Padres first Postseason series win since they defeated Atlanta in the 1998 NL Championship Series.



### 2020 NL DIVISION SERIES

The Padres faced the eventual World Series Champion Los Angeles Dodgers in the best-of-five series at Globe Life Field in Arlington, Texas. Due to the pandemic, the two teams quarantined prior to their travel to Texas, and they also stayed at the same hotel in Dallas.

In Game 1, starter Mike Clevinger (acquired by SD from Cleveland on August 31, 2020) was unable to make it out of the 2nd inning, leaving the game with an injury (would later undergo Tommy John surgery on November 17, 2020). LHP Ryan Weathers made his Major League debut in the third inning, and he worked 1.1 IP of hitless, scoreless ball while striking out 1 with 2 walks.

In Game 2, center fielder Cody Bellinger robbed Fernando Tatis Jr. of a 7th inning, go-ahead home run. Despite cutting the deficit to 6-5 in the 9th inning, the Padres had their come-from-behind threat end with the bases loaded.

In the final game of the series, San Diego fell 12-3 to the Dodgers to end the Friars' World Series bid. Adrian Morejon got the start, and the Padres used a MLB Postseason record 11 pitchers in the game. On a postgame Zoom interview, Fernando Tatis Jr. said: "This is a growing pain. We're just getting started."



## NATIONAL LEAGUE 20 WILD CARD 20

Game 1													
September 30 vs. STL													
	1	2	3	4	5	6	7	8	9	R	H	E	
STL	4	0	2	0	0	0	0	0	0	1	7	13	0
SD	1	1	1	0	0	1	0	0	x	4	8	0	0

WP (Gallegos) LP (Paddock) SV (Reyes)

Game 2													
October 1 vs. STL													
	1	2	3	4	5	6	7	8	9	R	H	E	
STL	1	3	0	0	0	2	0	2	1	9	10	1	0
SD	0	0	0	2	0	4	3	2	x	11	15	2	0

WP (Pagán) LP (Ponce de Leon) SV (Rosenthal)

Game 3													
October 2 vs. STL													
	1	2	3	4	5	6	7	8	9	R	H	E	
STL	0	0	0	0	0	0	0	0	0	0	4	2	0
SD	0	0	0	0	1	0	2	1	x	4	8	1	0

WP (Adams) LP (Flaherty) SV (none)

## NLDS 20

Game 1													
October 6 @ LAD													
	1	2	3	4	5	6	7	8	9	R	H	E	
SD	0	0	0	1	0	0	0	0	0	1	3	1	0
LAD	0	0	0	0	1	4	0	0	x	5	4	0	0

WP (May) LP (Richards) SV (none)

Game 2													
October 7 @ LAD													
	1	2	3	4	5	6	7	8	9	R	H	E	
SD	0	1	0	0	0	2	0	0	2	5	9	0	0
LAD	0	0	3	1	0	0	2	0	x	6	11	0	0

WP (Kershaw) LP (Davies) SV (Kelly)

Game 3													
October 8 vs. LAD													
	1	2	3	4	5	6	7	8	9	R	H	E	
LAD	0	1	5	1	1	0	0	0	4	12	14	1	0
SD	0	2	0	0	1	0	0	0	0	3	6	2	0

WP (Urrías) LP (Morejon) SV (none)

CLUB DIRECTORY  
EXECUTIVES  
MANAGER & STAFF  
ADVISORS & BASEBALL OPERATIONS  
SUPPORT STAFF  
PLAYER HEALTH & PERFORMANCE  
23 SAN DIEGO PADRES  
HISTORY & RECORDS  
OPPONENTS  
SCOUTING & PLAYER DEVELOPMENT  
PETCO PARK  
COMMUNITY  
MEDIA

## HISTORY & RECORDS

### 2022 NL WILD CARD SERIES

The Padres claimed Game 1 of the NL Wild Card Series in New York with Yu Darvish on the mound. Darvish's 7.0 innings were the most he had ever worked in a playoff game, and the Padres homered 4 times off starter Max Scherzer.

San Diego lost the second game 7-3, with Blake Snell going 3.1 innings with 6 walks. In the elimination game, the Padres had Joe Musgrove on the mound, making his 1st-career Postseason start. He tossed 7.0 scoreless innings with 1 hit allowed and only 2 baserunners. He struck out 5 and walked 1 in 89 pitches, and entering the bottom of the 6th, Mets' Buck Showalter requested the umpires search Musgrove for illegal substances, of which they found none. Musgrove became the 1st pitcher in MLB Postseason history to toss 7.0 scoreless innings with 1 or 0 hits allowed in an elimination game.



### 2022 NL DIVISION SERIES

Going against the 111-win Dodgers, the Padres beat LA in four games in the NL Division Series. Their only loss to the Dodgers came in Game 1 in Los Angeles, when Mike Clevinger went just 2.2 innings with 5 runs allowed. San Diego claimed Game 2 in Chavez Ravine, Yu Darvish punched out 7 Dodger batters and went 5.0 innings with 3 runs allowed. Relievers Robert Suarez and Nick Martinez both recorded holds with 2.2 scoreless innings, and Josh Hader entered the game with 2 outs in the 8th, recording his 1st save of 4+ outs since August 14, 2020 with Milwaukee.

In the 8th inning of Game 2, a greater whitefronted goose made its way to Chavez Ravine, flew to shallow right field, and set up camp. Bright lights can disorient birds that migrate at night, which this species does. The goose became the Padres 2022 Postseason mascot, flying with them to the NLCS.

Game 3 in San Diego marked the Padres' 1st playoff game at home in front of fans since October 5, 2006 vs. the Cardinals in the NLDS. After being held scoreless through 6.0 innings (primarily by Dodgers' starter Tyler Anderson) the Padres mounted a 5-run comeback in the 7th inning to send the Dodgers home and advance to the NLCS for the 3rd time in their history and their 1st in 24 years.

The Friars' win over LAD was the had been second instance in baseball history in which a team won a Postseason series against their opponent that finished with 22+ more wins than them: the White Sox vs. Cubs in the 1906 World Series (Cubs had 23 more wins).

The Padres went 5-14 in the regular season vs. LAD and they ended the regular season trailing the Dodgers by 22.0 games. There have been 3 other teams in baseball history to win a Postseason series in which they finished the regular season with as low (or lower) a winning percentage as the Padres' .263 against the Dodgers this year (minimum 10 games played): the 1983 Phillies beat the Dodgers in the NLCS (went 1-11, .083 vs. LAD), the 1988 Dodgers beat the Mets in the NLCS (went 1-10, 0.91 vs. NYM), and the 1971 Pirates beat the Giants in the NLCS (were 3-9, 0.25 vs. SF)

With the Padres finishing 15th in OPS (.700) and the Dodgers leading MLB with their OPS (.775), there have now been just four instances in MLB history in which a team finished 15th or worse in OPS and defeated a team in a Postseason series who led MLB in OPS. Prior to the Padres win over the Dodgers, the White Sox (16th in OPS) defeated the Red Sox in the 2005 ALDS, the Braves (18th) bested the Indians in the 1995 World Series, and the Cardinals (17th) defeated the Brewers in the 1982 World Series.



## 2022 WILDCARD

Game 1												
October 7 @ NYM												
	1	2	3	4	5	6	7	8	9	R	H	E
SD	2	1	0	0	4	0	0	0	0	7	8	0
NYM	0	0	0	0	1	0	0	0	0	1	7	0

WP (Darvish) LP (Scherzer) SV (none)

Game 2												
October 8 @ NYM												
	1	2	3	4	5	6	7	8	9	R	H	E
SD	0	0	1	0	1	0	0	0	1	3	6	0
NYM	1	0	0	1	1	0	4	0	x	7	9	0

WP (deGrom) LP (Martinez) SV (Lugo)

Game 3												
October 9 @ NYM												
	1	2	3	4	5	6	7	8	9	R	H	E
SD	0	2	0	1	1	0	0	2	0	6	10	0
NYM	0	0	0	0	0	0	0	0	0	0	1	0

WP (Musgrove) LP (Bassitt) SV (none)

Game 1												
October 11 @ LAD												
	1	2	3	4	5	6	7	8	9	R	H	E
SD	0	0	0	0	3	0	0	0	0	3	7	1
LAD	2	0	3	0	0	0	0	0	x	5	6	0

WP (Urias) LP (Clevinger) SV (Martin)

Game 2												
October 12 @ LAD												
	1	2	3	4	5	6	7	8	9	R	H	E
SD	1	0	2	0	0	1	0	1	0	5	9	0
LAD	1	1	1	0	0	0	0	0	x	3	11	1

WP (Darvish) LP (Graterol) SV (Hader)

Game 3												
October 14 vs. LAD												
	1	2	3	4	5	6	7	8	9	R	H	E
LAD	0	0	0	0	1	0	0	0	0	1	6	0
SD	1	0	0	1	0	0	0	0	x	2	7	0

WP (Snell) LP (Gonsolin) SV (Hader)

Game 4												
October 15 vs. LAD												
	1	2	3	4	5	6	7	8	9	R	H	E
LAD	0	0	3	0	0	0	1	0	0	3	7	0
SD	0	0	0	0	0	0	5	0	x	5	9	0

WP (Hill) LP (Almonte) SV (Hader)



## HISTORY & RECORDS

### 2022 NL CHAMPIONSHIP SERIES

After defeating the Dodgers in the NLDS, the Padres advanced to their third Championship Series in club history and their 1st in 24 years (previously in 1984 versus the Cubs and 1998 versus the Braves). The Friars fell in 5 games, winning just Game 2 in San Diego.

San Diego was shut out 2-0 in Game 1, despite starter Yu Darvish working 7.0 innings, of 3-hit ball. In Game 2, the Padres overcame a four-run deficit to win 8-5, the largest comeback a Padres team had ever made in a Postseason game that they went on to win. In the second game, Austin Nola faced his younger brother, Aaron, and in his second at bat, he lined an RBI single to right-center field. They became the 1st pair of brothers to ever faced one another as batter/pitcher in the Postseason and were the sixth set of brothers in MLB history to face off in a Postseason game.

In Game 3 and their 1st of the series in Philadelphia, Joe Musgrove allowed 4 runs as Friars fell 4-2. The Padres offense went 0-for-7 with RISP. In Game 4, after the Padres put up a 4-run bottom of the 1st inning, starter Mike Clevinger did not record a single out, allowing 3 runs on 3 hits with a walk. Phillies' Bailey Falter also did not make it out of the 1st, which was the 2nd time ever in a playoff game in which both starters didn't get out of the 1st (1st was in Game 4 of the 1932 World Series (Yankees vs. Cubs)). It was also the first time since 1996 in which a pair of pitchers on the same team combined to allow eight or more earned runs in 1.1 innings or fewer in a Postseason game (first since Game 7 of the 1996 NLCS in which Cardinals' Mark Petkovsek and Donovan Osborne allowed nine earned runs in 1.1 IP @ Atlanta).

San Diego saw its season end in Game 5 in Philadelphia, falling 4-3 to the Phillies. Bryce Harper hit a opposite field, two-run, go-ahead home run in the eighth inning of Robert Suarez to give Philadelphia their eventual game-winning runs.



Game 1	
October 18 vs. PHI	
	1 2 3 4 5 6 7 8 9 R H E
PHI	0 0 0 1 0 1 0 0 0 0 2 3 1
SD	0 0 0 0 0 0 0 0 0 0 0 1 0

WP (Wheeler) LP (Darvish) SV (Alvarado)

Game 2	
October 19 vs. PHI	
	1 2 3 4 5 6 7 8 9 R H E
PHI	0 4 0 0 0 0 0 1 0 5 8 0
SD	0 2 0 0 5 0 1 0 X 8 13 1

WP (Snell) LP (Nola) SV (Hader)

Game 3	
October 21 @ PHI	
	1 2 3 4 5 6 7 8 9 R H E
SD	0 0 0 1 1 0 0 0 0 2 7 0
PHI	1 0 0 2 0 1 0 0 X 4 9 2

WP (Suárez) LP (Musgrove) SV (Dominguez)

Game 4	
October 22 @ PHI	
	1 2 3 4 5 6 7 8 9 R H E
SD	4 0 0 0 2 0 0 0 0 6 8 0
PHI	3 0 0 1 4 0 1 1 X 10 11 0

WP (Hand) LP (Manaea) SV (none)

Game 5	
October 23 @ PHI	
	1 2 3 4 5 6 7 8 9 R H E
SD	0 0 0 1 0 0 2 0 0 3 5 0
PHI	0 0 2 0 0 0 0 2 X 4 6 0

WP (Alvarado) LP (Suarez) SV (Suárez)

CLUB DIRECTORY  
EXECUTIVES  
MANAGER & STAFF  
SUPPORT STAFF: ADVISORS & BASEBALL OPERATIONS  
PLAYER HEALTH & PERFORMANCE  
SAN DIEGO PADRES  
HISTORY & RECORDS  
OPPONENTS  
SCOUTING & PLAYER DEVELOPMENT  
PETCO PARK  
COMMUNITY  
MEDIA

## HISTORY & RECORDS

### PADRES HALL OF FAME PRESENTED BY SONY

During the Padres' 30th anniversary season in 1999, the ball club established the San Diego Padres Hall of Fame. The Padres set guidelines on how to first nominate then add players to their Hall of Fame using a two-stage process. 16 of the 17 current members of Padres Hall of Fame were inducted using those selection guidelines.

The lone exception was National Baseball Hall of Fame member and native San Diegan Ted Williams. A graduate of Hoover High and a member of the original 1936 minor league Padres of the Pacific Coast League, Williams was inducted into the Padres Hall of Fame at the discretion of club management in 2016.

The Padres Hall of Fame presented by Sony opened at Petco Park on July 1, 2016, showcasing the history of the San Diego Padres and baseball in San Diego.



## NATE COLBERT

INDUCTED 1999

Nate Colbert emerged as the first bona fide star to wear a Padres uniform, becoming one of the game's premier power hitters of the early 1970s. The first baseman made three All-Star appearances (1971-73) as a Padres player and led the team in home runs the first five years of its existence.

Colbert's greatest achievement was on August 1, 1972, when he hit five home runs and drove in 13 runs in a doubleheader in Atlanta. The RBI total established a record that has since been tied by St. Louis' Mark Whiten (September 7, 1993 at CIN), and the five home runs tied Stan Musial's Major League record in 1954. To this day, Colbert's 163 home runs are the most in Padres history, while his .469 SLG ranks fifth on the club's all-time list.



## RANDY JONES

INDUCTED 1999

Randy Jones was the first Padres pitcher to win the Cy Young award, and he earned tremendous popularity among Padres fans, a relationship that remains strong to this day. The left-handed starter claimed the Cy Young award in 1976 after going 22-14 with a 2.74 ERA and 25 complete games, and he remains the club leader in IP (1766.0), starts (253), complete games (71) and shutouts (18).

The southpaw established a unique rapport with Padres fans, who gave him a standing ovation as he approached the mound for every start. An All-Star in 1975 and 1976, Jones remains an active ambassador for the Padres in the community, making dozens of annual appearances.



## RAY KROC

INDUCTED 1999

Ray Kroc purchased the Padres franchise on January 25, 1974, when the club was packed and prepared to move to Washington, D.C. An entrepreneur who created the McDonald's fast-food empire, Kroc ensured that the Padres would remain in San Diego.

He oversaw the club's rise from a perennial loser in the standings to a viable franchise that would eventually win the National League pennant in 1984. After attendance only reached a season-high of at 644,272 before he purchased the club, the Padres drew more than one million fans every year (except the strike-shortened 1981 season). Kroc passed away in January 1984 and would not see his team reach the World Series that year — with the club carrying an "RAK" emblem on its uniform that season. Kroc's wife, Joan, assumed the role of owner after his death, until her sale of the club in 1990.



## DAVE WINFIELD

INDUCTED 2000

Dave Winfield jumped directly into the Padres lineup off the University of Minnesota campus in 1973. In eight Padres seasons, he was named to four National League All-Star teams (1977-80), led the club in home runs on five occasions (1976-80) and paced the team in RBI six times (1974-75, 1977-80). The team MVP in 1978 and 1979, Winfield batted .284 with 154 HR, 626 RBI and 133 stolen bases for San Diego, the start of a 22-year Major League career which culminated in his election to the National Baseball Hall of Fame in January 2001. Winfield was inducted into the Hall of Fame August 5, 2001, the first player to enter Cooperstown as a Padres player.



## BUZZIE BAVASI

INDUCTED 2001

Already a veteran of nearly 30 years in the game, Bavasi joined C. Arnholt Smith's effort to attract a National League franchise to San Diego in 1967. After securing a team, he served as the Padres first president from the birth of the franchise until 1977.

Bavasi was one of baseball's most respected executives. He began his career with the Brooklyn Dodgers in 1939, serving the organization in a variety of roles. Following a stint in the military as an infantry machine gunner from 1943-46, Bavasi became the general manager of the Dodgers Triple-A club in Montreal. In 1951, he was appointed vice president and general manager of the Brooklyn Dodgers, a post he held through the club's move to Los Angeles, until he resigned to join the effort to bring the Major Leagues to San Diego. Bavasi passed away on May 1, 2008 in San Diego at the age of 93.



## JERRY COLEMAN

INDUCTED 2001

Jerry Coleman was the voice of the Padres for 42 seasons, stirring loyal fans across the region with his patented "Oh Doctor!" and "Hang a Star" calls, trademarks of Padres broadcasts from 1972-2013. In 1999, Coleman was recognized by the Padres with a jersey retired in honor of his contributions, not only to the club but also to the San Diego community. The Padres unveiled a star under the press box at Petco Park during the 2004 season, and in 2005, he was inducted into the United States Marine Corps Sports Hall of Fame while also receiving the prestigious Ford C. Frick Award from the National Baseball Hall of Fame in Cooperstown. He was inducted into the National Radio Hall of Fame in Chicago as a member of the 2007 class. In January of 2010, he received a Lifetime Achievement award at the 60th annual Golden Mike Awards. On September 15, 2012, the Padres honored Coleman's 70 years in baseball and 40 with the Padres with a pre-game ceremony at Petco Park, during which the club unveiled a statue of Coleman at the park while the mayor of San Diego proclaimed the day "Jerry Coleman Day."

Coleman's distinguished broadcasting career included stops with the Yankees and 22 seasons calling the CBS Radio Network's "Game of the Week." A former Major Leaguer, who left the broadcast booth in 1980 to become the Padres manager for one season, he played on six World Series clubs in nine seasons (1949-57) with the New York Yankees, a key member of the greatest dynasty in baseball history. The second baseman made his big-league debut in 1949, earning Associated Press Rookie of the Year honors. The following season, Coleman was an AL All-Star and the World Series Most Valuable Player, as the Yankees swept the Phillies in four games.

Coleman, whose playing career was interrupted twice when he was called upon to serve the United States as a Marine Corps pilot in World War II and in Korea, retired with a lifetime .263 average, 16 HR and 217 RBI in 723 games. He is the only Major League player to see active combat in two wars, and Coleman's distinguished military service record includes 120 missions and two Distinguished Flying Crosses, 13 Air Medals and three Navy Citations. He passed away on January 5, 2014 in San Diego at the age of 89.



## TONY GWYNN

INDUCTED 2002

Tony Gwynn, one of the greatest hitters in the history of Major League Baseball, became the first-ever unanimous selection to the Padres Hall of Fame upon his retirement at the conclusion of the 2001 season. In 20 seasons (1982-2001), the man who will forever be known as "Mr. Padre" won a National League-record tying eight batting titles and was selected to 16 All-Star teams.

He retired with a .338 career batting average and 3,141 hits in 2,440 games. Gwynn's hit count includes 543 doubles, 85 triples and 135 HR, and he finished with 1,138 RBI and 319 stolen bases. The Padres career leader in virtually every offensive category, Gwynn retired 17th on the all-time Major League hit list, 17th on the doubles list and eighth on the all-time singles list. His .338

career average, the highest by any Major Leaguer since Ted Williams, is 22nd-best all-time.

Gwynn played on each of the first three Padres Division Championship clubs (1984, 1996, 1998) and batted .371 in the club's two World Series appearances in 1984 against the Tigers and in 1998 against the Yankees. Upon his retirement, he became the 17th player in baseball history to spend his entire career of 20-or-more seasons with one club. Gwynn's unwavering loyalty to the Padres and his undying devotion to the San Diego community further cemented his standing as "Mr. Padre" and one of the greatest ambassadors the game of baseball has ever known.

Gwynn was inducted into the National Baseball Hall of Fame in July of 2007. He passed away on June 16, 2014 in Poway, CA at the age of 54.



## DICK WILLIAMS

INDUCTED 2009

Serving as Padres manager from 1982-85, Dick Williams led the Friars to a 337-311 record and .520 winning percentage over four years, finishing at .500 or better each season. In the club's 13 seasons prior to his arrival, the team had posted just one winning season (1978), but under Williams' guidance, the Padres went 92-70 in 1984, reaching the playoffs for the first time in franchise history and advancing to the World Series.



## TREVOR HOFFMAN

INDUCTED 2014

The most successful closer in Padres franchise history and one of the best ever in the history of Major League Baseball, Trevor Hoffman was inducted into the National Baseball Hall of Fame in July 2018 and into the Padres Hall of Fame on August 30, 2014.

Hoffman, who now serves as the Padres' senior advisor to baseball operations, retired as MLB's all-time saves leader with 601 in 677 opportunities, a 61-75 record, 2.87 ERA (347 ER, 1089.1 IP), .211 opponent batting average and 1,133 strikeouts in 1,035 relief appearances. The seven-time all-star (1998, 99, 2000, 02, 06, 07, 09) also finished in the top 10 in Cy Young voting (1996, 98, 99, 2006) and in the top 25 in MVP voting (1996, 98, 2005, 06).

Over his 16 seasons with San Diego, Hoffman compiled a 54-64 record with 552 saves in 618 opportunities (.893 save percentage), a 2.76 ERA, .211 opponent clip and 1,029 strikeouts in 902 relief appearances. He was the first player in MLB history to reach the 500 and 600 save milestones, and his nine seasons of 40-plus saves are tied with Mariano Rivera for the most, all time. He twice had 40+ saves in four consecutive seasons (1998-2001 and 2004-07), the only pitcher to ever accomplish the feat twice. He also recorded a single season franchise-record 53 saves during the 1998 National League title season.

A California native and San Diego resident, Hoffman has been heavily involved in the local community since joining the Padres in 1993. He was named the local recipient of the Roberto Clemente Award on six occasions and was honored with both the Lou Gehrig Award and Teammates for Kids Award in 2006. In addition, he received the Hutch Award in 2005 and was named the 1999 recipient of the Padres Chairman's Award.



Trevor Hoffman, inducted into the Padres Hall of Fame on August 30, 2014, addresses the media on the day of his election to the National Baseball Hall of Fame in January of 2018.



## BENITO SANTIAGO

INDUCTED 2015

Benito Santiago was unanimously named National League Rookie of the Year in 1987, the first Padre to ever receive the accolade. A five-time National League All-Star, including four with the Padres (1989-92), he played seven of his first 20 Major League seasons for San Diego, hitting .264 (758-for-2872) with 124 doubles, 15 triples, 85 HR and 375 RBI over 789 games from 1986-92.

His four starts behind the plate for the National League All-Star team are the second-most starting nods at the Mid-Summer Classic in franchise history behind only Tony Gwynn and his 12 starts.

The Puerto Rico native also received four Louisville Silver Slugger Awards (1987-88, 1990-91) and three Rawlings Gold Gloves (1988-90) in his career, all with San Diego. His career-best and franchise-record 34-game hitting streak during his rookie season in 1987 still stands as the longest hitting streak in Major League history by a rookie and the longest by a catcher.



## GARRY TEMPLETON

INDUCTED 2015

Garry Templeton, who played 10 of his 16 Major League seasons with San Diego from 1982-1991, was the first shortstop inducted into the Padres Hall of Fame. The switch-hitter hit .252 with 195 doubles, 36 triples, 43 HR and 427 RBI over 1,286 games for the Padres.

Templeton ranks second to Tony Gwynn among franchise leaders in several offensive categories, including games played, at-bats, hits and doubles, and he ranks fourth in triples, seventh in RBI and eighth in runs scored. He was named a National League All-Star for the Padres and team MVP in 1985 and earned a Louisville Silver Slugger Award in 1984. Over his 10 seasons in San Diego, he posted a .965 fielding percentage at shortstop, the best fielding percentage in club history at the position.



## KEN CAMINITI

INDUCTED 2016

Ken Caminiti played four seasons in San Diego (1995-1998), in which he won Gold Glove Awards three straight years (1995-1997), and he also earned three All-Star honors (in 1994 with the Astros and in 1996 and 1997 with the Padres). Caminiti became the first Padre to win the National League MVP award when he was unanimously recognized in 1996, the same year he won the Silver Slugger Award. In 1998, he helped lead the Padres to the World Series.

Caminiti had a career-year in 1996, hitting .326 with 40 HR, 109 runs scored and a club-record 130 RBI, helping the Padres win the National League West Division and sending San Diego to the playoffs for just the second time in franchise history.

He passed away on October 10, 2004 at the age of 41.




## TED WILLIAMS

INDUCTED 2016

Ted Williams, a 17-time All-Star and Hall of Famer, was a San Diego native who played with the Pacific Coast League Padres before playing for the Boston Red Sox. A graduate of Herbert Hoover High School in San Diego, he signed with the Padres at age 17. During the club's inaugural 1936 season in the Pacific Coast League, he .271 over 42 games. Williams hit .291 with 23 HR over 138 games the next year, helping lead the Padres to the PCL championship before signing with the Red Sox.

In 1939, he started in his 19-year career with Boston that included a .344 career clip and 521 HR, in addition to serving in both World War II and the Korean War. Williams passed away on July 5, 2002 at the age of 83.



## JACK MCKEON

INDUCTED 2017

"Trader Jack" McKeon spent 11 seasons as general manager of the Padres (1980-90), including parts of three seasons in which he served in a dual role of GM and field manager (1988-90). He earned the sobriquet "Trader Jack" for his renowned ability to instigate and complete transactions. McKeon was 49 when he began his role as general manager, and he made a multitude of the trades and signings that helped lead to the club's 1984 National League title, including a 11-player trade with the St. Louis Cardinals. His most notable trade acquisitions included Garry Templeton, Terry Kennedy, Graig Nettles, Carmelo Martinez and Dave Dravecky. During the 1988 season, McKeon assumed the managerial title after the Padres got off to a 16-30 start, becoming the 12th manager in franchise history. For parts of three seasons, he led the Padres 193 victories, boasting an .541 winning percentage.



## KEVIN TOWERS

INDUCTED 2018

Kevin Towers, a former Padres player, scout and front office executive, was posthumously inducted on May 12, 2018 in a special pregame ceremony as part of a weekend-long celebration of the 20th anniversary of the 1998 National League Championship team.

Towers was honored for his nearly thirty years of service with the Padres, most notably as general manager of the club from 1995-2009. Dubbed a "gunslinger" for his fearlessness in making trades, Towers was 34-years-old when he began his role as general manager after serving as the club's director of scouting the previous two seasons. Under Towers, the Padres enjoyed some of the most successful years in club history, including four National League West titles (1996, 1998, 2005, 2006) and a National League pennant in 1998.

The '98 club, which set a franchise record for victories (98), was comprised of a number of Towers' acquisitions, including Wally Joyner, Chris Gomez, Greg Vaughn, Quilvio Veras, Sterling Hitchcock and Kevin Brown. During his tenure in San Diego, Towers was also responsible for acquiring Phil Nevin, Ryan Klesko, Brian Giles, Adrian Gonzalez, David Wells and Heath Bell, as well as drafting future Cy Young Award Winner Jake Peavy.



## TED LEITNER

INDUCTED 2022

Leitner was the primary play-by-play radio voice of "My Padres" for 41 years from 1980 through the 2020 season. He has been a broadcaster for 43 years in San Diego as he continues to be the voice of the San Diego State University Aztec football and basketball programs.

His career includes 25 years (1978-2002) as a sports anchor for KFMB-TV, the local CBS affiliate, and play-by-play roles for the San Diego Chargers and Philadelphia Eagles of the National Football League, the San Diego Clippers of the National Basketball Association, the University of Oklahoma and the University of Connecticut.

Beyond broadcasting, Leitner has served as the Master of Ceremonies for many Padres events, including Padres Hall of Fame ceremonies, the memorials of Jerry Coleman and Tony Gwynn, Padres Opening Day ceremonies, and Jerry Coleman Day in 2012, which honored Coleman's 70 years in baseball.



## LARRY LUCCHINO

INDUCTED 2022

Lucchino served as the club's president and CEO from 1995 to 2001. He played an integral role in building the Padres teams that went on to win two National League West titles (1996, 1998) and the 1998 National League pennant, first by hiring fellow Padres Hall of Famer Kevin Towers as General Manager, and then by working closely with Towers and Manager Bruce Bochy to construct championship-caliber teams.

The approval and design of Petco Park was Lucchino's lasting legacy, from lobbying city officials and working to win the 1998 vote that approved the ballpark to leading the design of the ballpark.

HISTORY & RECORDS



6

**STEVE GARVEY**  
(1989)

31

**DAVE WINFIELD**  
(2001)

42

**JACKIE ROBINSON**  
(1997)

19

**TONY GWYNN**  
(2004)

35

**RANDY JONES**  
(1997)

51

**TREVOR HOFFMAN**  
(2011)

## HISTORY & RECORDS



### NATIONAL BASEBALL HALL OF FAME AND MUSEUM

25 Main Street, Cooperstown, New York 13326

Phone: (607) 547-7200

Public Relations: (607) 547-0215

E-mail address: info@baseballhall.org

Website: baseballhall.org

Summer Hours: Memorial Day Weekend - Labor Day Weekend: 9 a.m. to 7 p.m.

Regular Hours: 9 a.m. to 5 p.m.

Holiday Closings: Thanksgiving Day, Christmas Day, and New Year's Day.

**DIRECTORY:** Jane Forbes Clark (Chairman), Josh Rawitch (President), Shilpa Ketharaju (Vice President Finance and Administration/Chief Financial Officer), Sean Gahagan (Vice President, Retail Merchandising & Licensing), Ken Meifert (Vice President, Sponsorship & Development), Ryan Selzner (Vice President, People and Culture)  
**PR CONTACTS:** Jon Shestakofsky (Vice President, Communications & Education) and Craig Muder (Comm. Director)

#### HALL OF FAME WEEKEND 2023: July 21-24

**Class of 2023:** Fred McGriff and Scott Rolen

**Awards Presentation:** Sat. July 22     **Induction:** Sun. July 23, 1:30 p.m. ET, Clark Sports Center

#### PADRES IN THE HALL OF FAME

Fourteen players and managers who have worn a San Diego Padres uniform have earned enshrinement into the National Baseball Hall of Fame, including 2023 electee Fred McGriff. Other Hall of Famers with ties to the Padres include Tony Gwynn, Trevor Hoffman, Dave Winfield, Ozzie Smith, Rolie Fingers, Goose Gossage, Rickey Henderson, Willie McCovey, Gaylord Perry, Mike Piazza, Roberto Alomar, Greg Maddux and Dick Williams. For more information on San Diego Padres in the Hall of Fame, visit the "Hall of Famers" team pages at [www.baseballhall.org](http://www.baseballhall.org).

#### NOTABLE PADRES ARTIFACTS IN COOPERSTOWN

- Helmet worn by Eric Hosmer on Aug. 20, 2020, when he hit a grand slam, the team's fourth game in a row with a grand slam.
- Padded cap worn by pitcher Alex Torres on June 21, 2014, becoming the first pitcher wear the new padded cap in a game.
- Manager Bud Black's 1983 throwback uniform with memorial jersey patch worn as a tribute on May 14, 2011 to Hall of Famer Dick Williams during the team's first home game after he passed away.
- Glove used by Kevin Kouzmanoff during the 2009 season when he set a single-season record for NL third basemen with a .990 fielding percentage, making only three errors in 309 total chances.
- Bat used by Jody Gerut hit a leadoff home run in the first game at Citi Field, the first time in that the first batter of the first regular-season game at a new ballpark has hit a home run.
- Ticket from the final Hall of Fame Game, which was to be played June 16, 2008 against the Padres but was rained out.
- Jersey worn by Greg Maddux during his 350<sup>th</sup> career win on May 10, 2008.
- Ball, ticket and a base signed by manager Bud Black from the 2008 China Series against the Dodgers in March 2008.
- Ball signed by 2007 BBWAA Hall of Fame electee Tony Gwynn.
- Jersey, cap, spikes, glove and final out ball used by Trevor Hoffman on June 6, 2007, when he recorded his 500<sup>th</sup> career save, the first reliever to achieve the milestone.
- Ball, cap, jersey and spikes from Trevor Hoffman's 479<sup>th</sup> save on Sept. 24, 2006, which surpassed Lee Smith for the all-time lead.
- Jersey worn by Mike Piazza on April 26, 2006 when he hit his 400<sup>th</sup> career home run.
- Uniform, spikes, ball and ticket from Trevor Hoffman's 400<sup>th</sup> career save on May 6, 2005.
- Bat used by Brian Giles to record the first hit at PETCO Park on April 8, 2004.
- Jersey worn by Rickey Henderson for his 2,033<sup>rd</sup> career walk, breaking Babe Ruth's record, April 25, 2001.
- Bat used by Tony Gwynn to record his 3,000<sup>th</sup> career hit on Aug. 6, 1999.
- Bat and spikes used by Tony Gwynn in 1997, when he achieved his 8<sup>th</sup> N.L. batting title.
- Jersey worn by Tony Gwynn during the 1994 season when he recorded his 5<sup>th</sup> NL batting title.
- Cap worn by Steve Garvey to set NL record for consecutive games played, April 16, 1983.
- Bat from Nate Colbert's record 13 RBI in a doubleheader on Aug. 1, 1972.



Helmet worn by Eric Hosmer when he hit a grand slam on Aug. 20, 2020, the team's fourth game in a row with a grand slam.

#### A LOOK AHEAD TO 2024

Ballots for the 2024 Hall of Fame/BBWAA election will be distributed following the 2023 season with results from the voting scheduled to be announced in January 2024. A partial list of first-year candidates for election includes Adrián Beltré, Joe Mauer, Chase Utley and David Wright. Historical information on past BBWAA elections and the election process can be accessed at [www.baseballhall.org](http://www.baseballhall.org) or by contacting the Hall of Fame Communications department.

#### CONNECT TO COOPERSTOWN

- For up-to-the-minute news from Cooperstown, visit at [www.baseballhall.org](http://www.baseballhall.org). Stay up-to-date on all the activity at the Hall of Fame's official site, on Twitter @baseballhall and through social networking on Facebook, Instagram and YouTube.
- If you would like to receive interesting stories and timely news items direct from the Hall of Fame and get the inside track on the latest happenings in Cooperstown, sign up for *Inside Pitch*. There's no cost to receive our weekly electronic newsletter in your e-mail box at home or work and it's easy to enroll: Just log on to [www.baseballhall.org/media/museum-facts](http://www.baseballhall.org/media/museum-facts).
- If you have an interest in receiving *Around The Horn*, the Hall's monthly media newsletter, please send an e-mail to [info@baseballhall.org](mailto:info@baseballhall.org). Be sure to include your name, name of organization and e-mail address. Or visit [www.baseballhall.org/media-info](http://www.baseballhall.org/media-info).

#### RESEARCH ASSISTANCE

The Hall of Fame is pleased to provide assistance in baseball research and members of the media are encouraged to utilize this valuable baseball resource whenever necessary by calling the Public Relations department at (607) 547-0215, or the Library Reference desk at (607) 547-0330.



**Dave Winfield**  
Inducted August 5, 2001



**Tony Gwynn**  
Inducted July 29, 2007



**Trevor Hoffman**  
Inducted July 29, 2018

Other players who played for the Padres and earned Cooperstown plaques are Rolie Fingers, Gaylord Perry, Willie McCovey, Ozzie Smith, Rich "Goose" Gossage, Rickey Henderson, Roberto Alomar, Greg Maddux and Mike Piazza. Former manager Dick Williams was also inducted into the Hall of Fame in 2008, and the 1978-79 Padres featured four players who would ultimately earn election to the Hall of Fame: Fingers, Perry, Smith and Winfield.

## HISTORY & RECORDS

### LOCAL AWARD WINNERS

#### PADRES MVP

Selected annually by the San Diego Chapter of the Baseball Writers' Association of America (BBWAA).

Year	Name
1969	Nate Colbert
1970	Cito Gaston
1971	Clay Kirby
1972	Nate Colbert
1973	Fred Kendall
1974	Bobby Tolan
1975	Randy Jones
1976	Randy Jones
1977	George Hendrick
1978	Dave Winfield
1979	Dave Winfield
1980	Gene Richards
1981	Juan Bonilla
1982	Terry Kennedy
1983	Alan Wiggins
1984	Tony Gwynn
1985	Garry Templeton
1986	Tony Gwynn
1987	Tony Gwynn
1988	Tony Gwynn
1989	Mark Davis
1990	Bip Roberts
1991	Fred McGriff
1992	Gary Sheffield
1993	Phil Plantier
1994	Tony Gwynn
1995	Tony Gwynn
1996	Ken Caminti
1997	Tony Gwynn
1998	Greg Vaughn
1999	Phil Nevin
2000	Phil Nevin
2001	Phil Nevin
2002	Ryan Klesko
2003	Mark Loretta
2004	Mark Loretta
2005	Brian Giles
2006	Adrian Gonzalez
2007	Khalil Greene
2008	Adrian Gonzalez
2009	Adrian Gonzalez
2010	Adrian Gonzalez
2011	Cameron Maybin
2012	Chase Headley
2013	Will Venable
2014	Rene Rivera
2015	Matt Kemp
2016	Wil Myers
2017	Jose Pirela
2018	Hunter Renfro
2019	Fernando Tatis Jr.
2020	Manny Machado
2021	Fernando Tatis Jr.
2022	Manny Machado

#### CHAIRMAN'S AWARD

The Padres' Community Relations Department founded The Chairman's Award in 1995 to honor the Padres player or coach who best exemplifies the community spirit of the club.

Year	Name
1995	Tony Gwynn
1996	Brian Johnson
1997	Steve Finley
1998	Greg Vaughn
1999	Trevor Hoffman
2000	Woody Williams
2001	Ryan Klesko
2002	Mark Kotsay
2003	Bruce Bochy
2004	Brian Giles
2005	Woody Williams
2006	Jake Peavy
2007	Adrian Gonzalez
2008	Chris Young
2009	Bud Black
2010	Nick Hundley
2011	Luke Gregerson
2012	Will Venable
2013	Bud Black
2014	Ian Kennedy
2015	Tyson Ross
2016	Jon Jay
2017	Craig Stammen
2018	Hunter Renfro
2019	Austin Hedges
2021	Joe Musgrove
2022	Wil Myers

#### DARREL AKERFELDS BULLPEN AWARD

Established in 2006 as the Fireman's Award, it was renamed to the Darrel Akerfelds Bullpen Award following the 2012 season to honor the most outstanding member of the Padres bullpen, as voted on by his peers. It was named for the Padres former bullpen coach who passed away on June 24, 2012 after a battle with pancreatic cancer. "Ak" was a coach, mentor and friend to the Padres family from 1997-2012.

Year	Name
2006	Trevor Hoffman
2007	Heath Bell
2008	Trevor Hoffman
2009	Heath Bell
2010	Heath Bell
2011	Heath Bell
2012	Luke Gregerson
2013	Huston Street
2014	Joaquin Benoit
2015	Craig Kimbrel
2016	Brad Hand
2017	Brad Hand
2018	Kirby Yates
2019	Kirby Yates
2020	Drew Pomeranz
2021	Mark Melancon
2022	Nick Martinez

#### CLYDE McCULLOUGH

##### PITCHER OF THE YEAR

The Clyde McCullough Award for Padres Pitcher of the Year, selected annually by the San Diego Chapter of the Baseball Writers Association of America (BBWAA), is named in honor of the former San Diego bullpen coach who passed away on September 18, 1982. McCullough, whose career as a player, coach, instructor and scout spanned nearly five decades, was an inspirational and popular figure. The award originally honored the Padres' top rookie, but since 1990, it has come to recognize the club's best pitcher.

Year	Name
1982	Luis DeLeon
1983	Mark Thurmond
1984	Carmelo Martinez
1985	Lance McCullers
1986	John Kruk
1987	Benito Santiago
1988	Roberto Alomar
1989	Greg Harris
1990	Ed Whitson
1991	Andy Benes
1992	Bruce Hurst
1993	Andy Benes
1994	Trevor Hoffman
1995	Andy Ashby
1996	Trevor Hoffman
1997	Trevor Hoffman
1998	T. Hoffman & K. Brown
1999	Trevor Hoffman
2000	Woody Williams
2001	Trevor Hoffman
2002	Trevor Hoffman
2003	Rod Beck
2004	Jake Peavy
2005	Jake Peavy
2006	Trevor Hoffman
2007	Jake Peavy
2008	Jake Peavy
2009	Heath Bell
2010	Heath Bell
2011	Heath Bell
2012	Clayton Richard
2013	Andrew Cashner
2014	Tyson Ross
2015	Tyson Ross
2016	Brad Hand
2017	Brad Hand
2018	Kirby Yates
2020	Dinelson Lamet
2021	Joe Musgrove
2022	Yu Darvish



## HISTORY & RECORDS

### NATIONAL LEAGUE AWARDS

#### NL MVP

Year	Name	Voting outlet
1996	Ken Caminiti	BBWAA

#### NL CY YOUNG AWARD

Year	Name	Voting outlet
1976	Randy Jones	BBWAA
1978	Gaylord Perry	BBWAA
1989	Mark Davis	BBWAA
2007	Jake Peavy	BBWAA

#### RAWLINGS GOLD GLOVE AWARD

Year	Name
1979	Dave Winfield (OF)
1980	Dave Winfield (OF), Ozzie Smith (SS)
1981	Ozzie Smith (SS)
1986	Tony Gwynn (OF)
1987	Tony Gwynn (OF)
1988	Benito Santiago, (C)
1989	Tony Gwynn (OF), Benito Santiago (C)
1990	Tony Gwynn (OF), Benito Santiago (C)
1991	Tony Gwynn (OF)
1995	Ken Caminiti (3B), Steve Finley (CF)
1996	Ken Caminiti (3B), Steve Finley (CF)
1997	Ken Caminiti (3B)
2006	Mike Cameron (OF)
2007	Greg Maddux (RHP)
2008	Adrian Gonzalez (1B)
2009	Adrian Gonzalez (1B)
2012	Chase Headley (3B)
2020	Trent Grisham (CF)
2022	Trent Grisham (CF)

#### NL SILVER SLUGGER

Year	Name
1983	Terry Kennedy (C)
1984	Tony Gwynn (OF), Garry Templeton (SS)
1986	Tony Gwynn (OF)
1987	Tony Gwynn (OF), Benito Santiago (C)
1988	Benito Santiago (C)
1989	Tony Gwynn (OF)
1990	Benito Santiago (C)
1991	Benito Santiago (C)
1992	Fred McGriff (1B), Gary Sheffield (3B)
1994	Tony Gwynn (OF)
1995	Tony Gwynn (OF)
1996	Ken Caminiti (3B)
1997	Tony Gwynn (OF)
1998	Greg Vaughn (OF)
2004	Mark Loretta (2B)
2012	Chase Headley (3B)
2020	Manny Machado (3B), Fernando Tatis Jr. (SS)
2021	Fernando Tatis Jr. (SS)
2022	Juan Soto (OF), Josh Bell (DH), Brandon Drury (UTL)

#### ROBERTO CLEMENTE AWARD

Year	Name
1999	Tony Gwynn

#### SPORTING NEWS ALL-LEAGUE TEAM

Year	Name
1975	Randy Jones (LHP)
1976	Randy Jones (LHP)
1978	Gaylord Perry (RHP)
1979	Dave Winfield (OF)
1984	Tony Gwynn (OF), Mark Thurmond (LHP)
1986	Tony Gwynn (OF)
1987	Tony Gwynn (OF), Benito Santiago (C)
1989	Tony Gwynn (OF), Benito Santiago (C)
1994	Tony Gwynn (OF)
1995	Ken Caminiti (3B)
1996	Ken Caminiti (3B)
2007	Jake Peavy (RHP)
2012	Chase Headley (3B)
2020	Manny Machado (3B), Fernando Tatis Jr. (SS)
2021	Manny Machado (3B), Fernando Tatis Jr. (SS)
2022	Juan Soto (RF)

#### NL PLAYER OF THE YEAR

Year	Name	Voting outlet
1992	Gary Sheffield (3B)	The Sporting News
1996	Ken Caminiti (3B)	ESPN

#### NL PITCHER OF THE YEAR

Year	Name	Voting outlet
1976	Randy Jones (LHP)	The Sporting News
1989	Mark Davis (LHP)	The Sporting News
2007	Jake Peavy (RHP)	The Sporting News

#### NL MANAGER OF THE YEAR

Year	Name	Voting outlet
1996	Bruce Bochy	BBWAA, The Sporting News
1998	Bruce Bochy	The Sporting News
2010	Bud Black	BBWAA, The Sporting News

#### NL ROOKIE OF THE YEAR

Year	Name	Voting outlet
1987	Benito Santiago	BBWAA, The Sporting News
2004	Khalil Greene	Baseball America

#### NL RELIEVER OF THE YEAR

Year	Name	Voting outlet
1977	Rollie Fingers	The Sporting News, Roloids
1978	Rollie Fingers	The Sporting News, Roloids
1980	Rollie Fingers	The Sporting News, Roloids
	Tom Hume	The Sporting News
1989	Mark Davis	The Sporting News, Roloids
1996	Trevor Hoffman	The Sporting News
1998	Trevor Hoffman	The Sporting News, Roloids
2006	Trevor Hoffman	The Sporting News, Roloids
2009	Heath Bell	Roloids
2010	Heath Bell	MLB, The Sporting News, Roloids

#### NL ROOKIE PITCHER OF THE YEAR

Year	Name	Voting outlet
1976	Butch Metzger	BBWAA, The Sporting News
	Pat Zachary	BBWAA
1977	Bob Owchinko	The Sporting News
1989	Andy Benes	The Sporting News

## HISTORY & RECORDS

### NLCS MVP

Year	Name
1984	Steve Garvey
1998	Sterling Hitchcock

### NL PLAYER OF THE MONTH

Year	Name
June, 1978	Dave Winfield
April, 1983	Terry Kennedy
April, 1984	Tony Gwynn
June, 1987	Tony Gwynn
July, 1988	Tony Gwynn
August, 1992	Gary Sheffield
August, 1993	Tony Gwynn
August, 1996	Ken Caminiti
September, 1996	Ken Caminiti
May, 1997	Tony Gwynn
August, 2012	Chase Headley
September, 2012	Chase Headley
June, 2016	Wil Myers
July-August, 2020	Fernando Tatis Jr.
May, 2021	Fernando Tatis Jr.

### ALL MLB TEAM

Year	Name
2019	Kirby Yates (RP, 1st team)
2020	Fernando Tatis Jr. (SS, 1st team), Manny Machado (3B, 1st team), Dinelson Lamet (SP, 2nd team)
2021	Fernando Tatis Jr. (SS, 1st team)
2022	Manny Machado (3B, 1st team)

### NL ALL-STAR SELECTIONS

Year	Name
1969	Chris Cannizzaro (C)
1970	Cito Gaston (OF)
1971	Nate Colbert (1B), Preston Gomez (Coach)
1972	Nate Colbert (1B)
1973	Nate Colbert (1B)
1974	Johnny Grubb (OF)
1975	Randy Jones (P)
1976	<b>Randy Jones</b> (P), John McNamara (Coach)
1977	Dave Winfield (OF)
1978	Rollie Fingers (P), Dave Winfield (OF)
1979	<b>Dave Winfield</b> (OF), Gaylord Perry (P)
1980	Dave Winfield (OF)
1981	Terry Kennedy (C), Ozzie Smith (SS)
1982	Ruppert Jones (OF)
1983	Dave Dravecky (P), Terry Kennedy (C)
1984	<b>Steve Garvey</b> (1B), <b>Tony Gwynn</b> (OF), Rich Gossage (P), Dick Dent (Trainer)
1985	<b>Steve Garvey</b> (1B), <b>Tony Gwynn</b> (OF), <b>LaMarr Hoyt</b> (P), <b>Terry Kennedy</b> (C), <b>Graig Nettles</b> (3B), Rich Gossage (P), Garry Templeton (SS), Dick Williams (Manager)
1986	<b>Tony Gwynn</b> (OF)
1987	Tony Gwynn (OF)
1988	Mark Davis (P)
1989	<b>Tony Gwynn</b> (OF), Mark Davis (P)
1990	<b>Benito Santiago</b> (C, injured DNP), Roberto Alomar (2B), Tony Gwynn (OF)
1991	<b>Tony Gwynn</b> (OF), <b>Benito Santiago</b> (C)
1992	<b>Tony Gwynn</b> (OF), <b>Fred McGriff</b> (1B), <b>Benito Santiago</b> (C), Tony Fernandez (SS), Gary Sheffield (3B), Bob Day (Trainer)
1993	Andy Benes (P), Tony Gwynn (OF)
1994	<b>Tony Gwynn</b> (OF)
1995	<b>Tony Gwynn</b> (OF)

### NL PITCHER OF THE MONTH

Year	Name
April, 1976	Randy Jones
May, 1976	Randy Jones
September, 1978	Gaylord Perry
May, 1985	Andy Hawkins
April, 1989	Mark Davis
August, 2004	Jake Peavy
May, 2005	Trevor Hoffman
June, 2006	Chris Young
May, 2007	Jake Peavy
August, 2007	Jake Peavy
September, 2007	Jake Peavy
September, 2022	Yu Darvish

### NL RELIEVER OF THE MONTH

Year	Name
July, 2017	Brad Hand
May, 2018	Brad Hand
April, 2019	Kirby Yates
April, 2021	Mark Melancon

### NL ROOKIE OF THE MONTH

Year	Name
May, 2003	Xavier Nady (RF)
April, 2004	Khalil Greene (SS)
August, 2004	Khalil Greene (SS)
July, 2006	Josh Barfield (2B)
July, 2016	Ryan Schimpf (2B)
April, 2018	Christian Villanueva (3B)
July-August, 2020	Jake Cronenworth (2B)

Year	Name
1996	<b>Tony Gwynn</b> (OF, injured DNP), Ken Caminiti (3B)
1997	<b>Tony Gwynn</b> (OF), <b>Ken Caminiti</b> (3B), Steve Finley (OF), Bruce Bochy (Coach)
1998	<b>Andy Ashby</b> (P), <b>Tony Gwynn</b> (OF), Kevin Brown (P), Trevor Hoffman (P), Greg Vaughn (OF)
1999	<b>Tony Gwynn</b> (OF, injured DNP), <b>Andy Ashby</b> (P), Trevor Hoffman (P), Bruce Bochy (Manager)
2000	Trevor Hoffman (P)
2001	Ryan Klesko (1B), Phil Nevin (3B), Tony Gwynn (OF, special All-Star "guest"), Bruce Bochy (Coach), Todd Hutcheson (Trainer)
2002	Trevor Hoffman (P)
2003	Rondell White (OF)
2004	Mark Loretta (2B)
2005	Jake Peavy (P)
2006	Trevor Hoffman (P)
2007	Trevor Hoffman (P), <b>Jake Peavy</b> (P), Chris Young (P)
2008	Adrian Gonzalez (1B), Bud Black (Coach)
2009	Adrian Gonzalez (1B), Heath Bell (P)
2010	Adrian Gonzalez (1B), Heath Bell (P), Bud Black (Coach)
2011	Heath Bell (P)
2012	Huston Street (P)
2013	Everth Cabrera (SS)
2014	Tyson Ross (P), Huston Street (P)
2015	Justin Upton (OF)
2016	Andy Green (Coach), <b>Wil Myers</b> (DH), Drew Pomeranz (P)
2017	Brad Hand (P)
2018	Brad Hand (P)
2019	Kirby Yates (P)
2021	Jake Cronenworth (2B), Yu Darvish (P), Manny Machado (3B), Mark Melancon (P), <b>Fernando Tatis Jr.</b> (SS)
2022	<b>Manny Machado</b> (3B), Joe Musgrove (P), Jake Cronenworth

Those bolded denote All-Star starters.

## HISTORY & RECORDS

ANNUAL STANDINGS AND HOME ATTENDANCE							
Year	Home W-L	Away W-L	Total W-L	W%	Position	GB	Home Attendance
1969	28-53	24-57	52-110	.321	6	41.0	613,327
1970	31-50	32-49	63-99	.389	6	39.0	633,439
1971	33-48	28-52	61-100	.379	6	28.5	549,085
1972	26-54	32-41	58-95	.379	6	36.5	644,272
1973	31-50	29-52	60-102	.370	6	39.0	611,826
1974	36-45	24-57	60-102	.370	6	42.0	1,075,399
1975	38-43	33-48	71-91	.438	4	37.0	1,281,747
1976	42-38	31-51	73-89	.451	5	29.0	1,458,478
1977	35-46	34-47	69-93	.426	5	29.0	1,376,269
1978	50-31	34-47	84-78	.519	4	11.0	1,670,107
1979	39-42	29-51	68-93	.422	5	22.0	1,456,967
1980	45-36	28-53-1	73-89-1	.451	6	19.5	1,139,026
1981	20-35	21-34	41-69	.373	6	26.0	519,161
1982	43-38	38-43	81-81	.500	4	8.0	1,607,516
1983	47-34-1	34-47	81-81-1	.500	4	10.0	1,539,819
1984	48-33	44-37	92-70	.568	1	12.0	1,983,904
1985	44-37	39-42	83-79	.512	T3	12.0	2,210,352
1986	43-38	31-50	74-88	.457	4	22.0	1,805,776
1987	37-44	28-53	65-97	.401	6	25.0	1,454,061
1988	47-34	36-44	83-78	.516	3	11.0	1,506,896
1989	46-35	43-38	89-73	.549	2	3.0	2,009,032
1990	37-44	38-43	75-87	.463	T4	16.0	1,856,395
1991	42-39	42-39	84-78	.519	3	10.0	1,804,289
1992	45-36	37-44	82-80	.506	3	16.0	1,722,102
1993	34-47	27-54	61-101	.377	7	43.0	1,375,432
1994	26-31	21-39	47-70	.402	4	12.5	953,857
1995	40-32	30-42	70-74	.486	3	8.0	1,041,805
1996	45-36	46-35	91-71	.562	1	1.0	2,187,886
1997	39-42	37-44	76-86	.469	4	14.0	2,089,333
1998	54-27	44-37	98-64	.604	1	9.5	2,555,901
1999	46-35	28-53	74-88	.457	4	26.0	2,523,538
2000	41-40	35-46	76-86	.469	5	21.0	2,423,149
2001	35-46	44-37	79-83	.488	4	13.0	2,378,116
2002	41-40	25-56	66-96	.407	5	32.0	2,220,601
2003	35-46	29-52	64-98	.395	5	36.5	2,027,020
2004	42-39	45-36	87-75	.537	3	6.0	3,016,752
2005	46-35	36-45	82-80	.506	1	5.0	2,869,787
2006	43-38	45-36	88-74	.543	T1	0.0	2,659,757
2007	47-34	42-40	89-74	.546	3	1.5	2,790,074
2008	35-46	28-53	63-99	.389	5	21.0	2,427,535
2009	42-39	33-48	75-87	.463	4	20.0	1,922,603
2010	45-36	45-36	90-72	.556	2	2.0	2,131,774
2011	35-46	36-45	71-91	.438	5	23.0	2,143,018
2012	42-39	34-47	76-86	.469	4	18.0	2,123,721
2013	45-36	31-50	76-86	.469	T3	16.0	2,166,691
2014	48-33	29-52	77-85	.475	3	17.0	2,195,373
2015	39-42	35-46	74-88	.457	4	18.0	2,459,742
2016	39-42	29-52	68-94	.420	5	23.0	2,351,422
2017	43-38	28-53	71-91	.438	4	33.0	2,138,491
2018	31-50	35-46	66-96	.407	5	25.5	2,168,536
2019	36-45	34-47	70-92	.432	5	36.0	2,396,399
2020	21-11	16-12	37-23	.617	2	6.0	--
2021	45-36	34-47	79-83	.488	3	28.0	2,191,950
2022	44-37	45-36	89-73	.549	2	22.0	2,987,470
Totals	2,137-2,127-1	1,815-2,441-1	3,952-4,568-2	.464			97,446,978

*Padres have tied twice in club history: June 9, 1980 @ CIN (6-6) and September 28, 1983 vs. LAD (4-4)*

CLUB DIRECTORY  
 EXECUTIVES  
 MANAGER & STAFF  
 SUPPORT STAFF: ADVISORS & BASEBALL OPERATIONS  
 PLAYER HEALTH & PERFORMANCE  
 '23 SANDIEGO PADRES  
**HISTORY & RECORDS**  
 OPPONENTS  
 SCOUTING & PLAYER DEVELOPMENT  
 PETCO PARK  
 COMMUNITY  
 MEDIA

## HISTORY & RECORDS

### ALL-TIME PADRES HOME ATTENDANCE RECORDS

Occasion	Attendance	Opponent	Date
Single Game—Day	61,277	SF	April 10, 2001
Single Game—Day (at Petco Park)	45,496	LAD	April 6, 2009
Single Game—Night	61,674	ARI	April 24, 1999
Single Game—Night (at Petco Park)	45,567	LAD	March 30, 2014
Doubleheader	43,473	PHI	June 13, 1976
Opening Day/Night	61,277	SF	April 10, 2001
Opening Day/Night (at Petco Park)	45,567	LAD	March 30, 2014
All-Star Game	59,372	AL vs. NL	July 14, 1992
Division Series	65,235	HOU (G3)	October 3, 1998
NL Championship Series	65,042	ATL (G4)	October 11, 1998
World Series	65,427	NYG (G4)	October 21, 1998
4-Game Series	197,225	LAD	September 19-22, 1996
4-Game Series (at Petco Park)	168,171	SF	April 9 - April 12, 2015
3-Game Series	165,929	NYG	June 21-23, 2002
3-Game Series (at Petco Park)	133,856	LAD	April 22-24, 2022
2-Game Series	85,501	SEA	July 2-3, 1997
2-Game Series (at Petco Park)	79,380	LAD	April 20-21, 2005
Memorial Day	41,414	CHC	May 29, 2017
Independence Day	61,148	COL	July 4, 1998
Labor Day	40,446	BOS	September 5, 2016
Week Night (Non-holiday)	54,490	SF	(Monday) April 15, 1985
Week Day (Non-Opening Day)	47,482	LAD	(Thursday) June 27, 1985
Friday Night	60,918	SEA	June 15, 2001
Saturday Day	60,021	NYG	June 22, 2002
Saturday Night	61,674	ARI	April 24, 1999
Sunday	60,103	COL	*October 7, 2001
Road Game (Largest)	63,661	@COL	June 20, 1993
Road Game (Smallest)	987	@SF	April 14, 1975
Home Game (Smallest)	1,413	HOU	September 11, 1973
Home Game (Smallest) at Petco Park	13,646 <sup>^</sup>	COL	May 5, 2009
Home Day Game (Smallest) at Petco Park	14,224 <sup>^</sup>	TEX	May 9, 2017

\*Tony Gwynn's final game

<sup>^</sup> Not including the reduced capacity games during the 1st Homestand of 2021.

### TOP 10 HOME ATTENDANCE SEASON RECORDS

Rank	Year	Home Attendance
1	2004	3,016,752
2	2022	2,987,470
3	2005	2,869,787
4	2007	2,790,074
5	2006	2,659,757
6	1998	2,555,901
7	1999	2,523,538
8	2015	2,459,742
9	2008	2,427,535
10	2000	2,423,149

### TOP 5 PETCO PARK SINGLE-GAME ATTENDANCE RECORDS

Rank	Date	Attendance	Opponent
1	March 30, 2014	45,567	LAD
2	April 6, 2009	45,496	LAD
3	September 30, 2004	45,389	SF
4	May 16, 2015	45,282	WSH
5	April 9, 2015	45,149	SF

## HISTORY & RECORDS

### OPENING DAY HISTORY

#### OPENING DAY ROOKIE STARTERS

Year	Name	Position
1969	Rafael Robles*	SS
1970	Van Kelly	3B
	Jerry Morales	LF
1972	Derrel Thomas	2B
1973	Bob Davis*	C
	John Grubb	CF
	Dave Hilton	3B
1977	Bill Almon	SS
	Mike Champion	2B
	Gene Richards*	LF
1978	Ozzie Smith*	SS
1979	Barry Evans	3B
1981	Randy Bass	1B
	Juan Bonilla*	2B
1984	Carmelo Martinez	LF
1985	Gerry Davis	LF
1986	Bip Roberts*	2B
1987	Joey Cora*	2B
	Benito Santiago	C
1993	Jeff Gardner	2B
1994	Dave Staton	1B
2002	Ramon Vazquez	3B
2003	Xavier Nady	RF
2004	Khalil Greene	SS
2006	Josh Barfield*	2B
2007	Kevin Kouzmanoff	3B
2012	Yonder Alonso	1B
2013	Jedd Gyorko*	2B
2014	Tommy Medica	LF
2017	Manuel Margot	CF
	Hunter Renfroe	RF
2019	Fernando Tatis Jr.*	SS

\* made MLB debut as an Opening Day starter for San Diego



## HISTORY & RECORDS

### TOP 5 PETCO PARK SERIES IN ATTENDANCE

#### 4-GAME SERIES

Rank	Dates	Opponent	Attendance
1	April 9-12, 2015	SF	168,171
2	July 14-17, 2005	ARI	164,395
3	July 26-29, 2004	SF	160,942
4	March 28-31, 2019	SF	158,767
5	June 2-5, 2005	CHC	155,762

#### 3-GAME SERIES

Rank	Dates	Opponent	Attendance
1	April 22-24, 2022	LAD	133,856
2	May 3-5, 2019	LAD	133,456
3	June 22-24, 2007	BOS	133,311
4	Aug. 2-4, 2013	NYN	131,812
5	April 24-26, 2015	LAD	130,765

#### 2-GAME SERIES

Rank	Dates	Opponent	Attendance
1	April 20-21, 2005	LAD	73,380
2	May 5-6, 2017	LAD	70,657
3	April 5-6, 2011	SF	67,514
4	April 3-5, 2006	SF	67,488
5	June 19-20, 2018	OAK	65,710

#### OPENING DAY RECORDS

Padres Record on Opening Day, All-Time	24-30
Padres Record on Opening Day, at Home	15-12
Padres Record on Opening Day, on Road	9-18
Padres Record on Opening Day, as Home Team at Neutral Site	0-1
Padres Record on Opening Day, at Petco Park	6-4
Padres Record on Home Opener	29-25

### SAN DIEGO RAINOUTS & DELAYS

#### San Diego Rainouts (18)

Date	Opponent
April 27, 1970	MON
April 14, 1971	CHC
May 7, 1971	CIN
May 28, 1971	NYN
June 5, 1972	PIT
June 6, 1972	PIT
April 8, 1975	SF
April 9, 1975	SF
Sept. 10, 1976 (DH)	HOU
May 8, 1977 (DH)	MON
April 15, 1978	SF
April 28, 1980	ATL
April 29, 1980	ATL
April 20, 1983	ATL
May 12, 1998	NYM
April 4, 2006	SF
July 19, 2015	COL
May 7, 2017	LAD

#### Petco Park Delays (10)

Date	Opponent
May 23, 2008	CIN
April 10, 2009	SF
July 2, 2009 (bees)	HOU
September 30, 2010	CHC
April 8, 2011	LAD
May 14, 2015	WSH
September 20, 2016	ARI
June 2, 2019 (bees)	MIA
September 24, 2021	ATL
September 9, 2022	LAD



## HISTORY & RECORDS

April 8, 1969	
SD	2
vs. HOU	1
Attendance	23,370
Rafael Robles	SS
Roberto Pena	2B
Tony Gonzalez	CF
Ollie Brown	RF
Bill Davis	1B
Larry Stahl	LF
Ed Spiezio	3B
Chris Cannizzaro	C
Dick Selma	RHP

April 7, 1970	
SD	8
vs. ATL	3
Attendance	28,215
Tommy Dean	SS
Van Kelly	3B
Ollie Brown	RF
Nate Colbert	1B
Clarence Gaston	CF
Jerry Morales	LF
Dave Campbell	2B
Chris Cannizzaro	C
Pat Dobson	RHP

April 6, 1971	
SD	0
vs. SF	4
Attendance	34,554
Dave Campbell	2B
Larry Stahl	LF
Clarence Gaston	CF
Nate Colbert	1B
Ollie Brown	RF
Ed Spiezio	3B
Chris Cannizzaro	C
Tommy Dean	SS
Tom Phoebus	RHP

April 15, 1972	
SD	6
vs. ATL	5
Attendance	16,555
Enzo Hernandez	SS
Derrel Thomas	2B
Leron Lee	LF
Nate Colbert	1B
Larry Stahl	RF
Jose Morales	CF
Bob Barton	C
Dave Campbell	3B
Clay Kirby	RHP

April 6, 1973	
SD	4
vs. LAD	2
Attendance	32,019
Enzo Hernandez	SS
John Grubb	CF
Leron Lee	LF
Nate Colbert	1B
Clarence Gaston	RF
Dave Hilton	3B
Dave Roberts	2B
Bob Davis	C
Clay Kirby	RHP

April 5, 1974	
SD	0
@ LAD	8
Attendance	31,556
Bobby Tolan	RF
Glenn Beckert	2B
John Grubb	CF
Willie McCovey	1B
Nate Colbert	LF
Fred Kendall	C
Dave Hilton	3B
Enzo Hernandez	SS
Bill Greif	RHP

April 10, 1975	
SD	0
vs. SF	2
Attendance	17,670
Bobby Tolan	LF
Tito Fuentes	2B
Dave Winfield	RF
Willie McCovey	1B
John Grubb	CF
Glenn Beckert	3B
Randy Hundley	C
Enzo Hernandez	SS
Randy Jones	LHP

April 9, 1976	
SD	8
vs. ATL	2
Attendance	44,728
John Grubb	LF
Tito Fuentes	2B
Willie Davis	CF
Dave Winfield	RF
Mike Ivie	1B
Doug Rader	3B
Hector Torres	SS
Bob Davis	C
Randy Jones	LHP

April 6, 1977	
SD	3
@ CIN	5
Attendance	51,869
Gene Richards	LF
Mike Champion	2B
Dave Winfield	RF
George Hendrick	CF
Gene Tenace	C
Mike Ivie	1B
Doug Rader	3B
Bill Almon	SS
Randy Jones	LHP

April 7, 1978	
SD	3
@ SF	2
Attendance	36,131
Gene Richards	1B
Derrel Thomas	2B
Oscar Gamble	LF
Dave Winfield	RF
George Hendrick	CF
Gene Tenace	C
Bill Almon	3B
Ozzie Smith	SS
Gaylord Perry	RHP

April 5, 1979	
SD	4
@ LAD	3
Attendance	46,536
Gene Richards	CF
Ozzie Smith	SS
Mike Hargrove	1B
Dave Winfield	RF
Jerry Turner	LF
Barry Evans	3B
Gene Tenace	C
Fernando Gonzalez	2B
Gaylord Perry	RHP

April 10, 1980	
SD	6
vs. SF	4
Attendance	29,535
Ozzie Smith	SS
Dave Cash	2B
Gene Richards	LF
Dave Winfield	RF
Jerry Mumphrey	CF
Gene Tenace	1B
Bill Fahey	C
Aurelio Rodriguez	3B
Randy Jones	LHP

April 9, 1981	
SD	4
@ SF	1
Attendance	54,520
Gene Richards	LF
Ozzie Smith	SS
Rupert Jones	CF
Luis Salazar	3B
Randy Bass	1B
Dave Edwards	RF
Terry Kennedy	C
Juan Bonilla	2B
John Curtis	LHP

April 6, 1982	
SD	0
vs. ATL	1
Attendance	30,188
Gene Richards	LF
Juan Bonilla	2B
Garry Templeton	SS
Ruppert Jones	CF
Sixto Lezcano	RF
Terry Kennedy	C
Luis Salazar	3B
Broderick Perkins	1B
Juan Eichelberger	RHP

April 5, 1983	
SD	16
@ SF	13
Attendance	49,519
Gene Richards	LF
Juan Bonilla	2B
Steve Garvey	1B
Terry Kennedy	C
Sixto Lezcano	RF
Ruppert Jones	CF
Garry Templeton	SS
Luis Salazar	3B
Tim Lollar	LHP

April 3, 1984	
SD	5
vs. PIT	1
Attendance	44,553
Alan Wiggins	2B
Tony Gwynn	RF
Graig Nettles	3B
Steve Garvey	1B
Terry Kennedy	C
Carmelo Martinez	LF
Kevin McReynolds	CF
Garry Templeton	SS
Eric Show	RHP

CLUB DIRECTORY  
 EXECUTIVES  
 MANAGER & STAFF  
 ADVISORS & BASEBALL OPERATIONS  
 SUPPORT STAFF  
 PLAYER HEALTH & PERFORMANCE  
 23 SAN DIEGO PAGES  
 HISTORICAL RECORDS  
 OPPONENTS  
 SCOUTING & PLAYER DEVELOPMENT  
 PETCO PARK  
 COMMUNITY  
 MEDIA

## HISTORY & RECORDS

April 9, 1985	
SD	3
@ SF	4
Attendance	52,714
Jerry Davis	LF
Mario Ramirez	2B
Tony Gwynn	RF
Steve Garvey	1B
Kevin McReynolds	CF
Terry Kennedy	C
Jerry Royster	3B
Garry Templeton	SS
LaMarr Hoyt	RHP

April 3, 1989	
SD	3
vs. SF	5
Attendance	52,763
Roberto Alomar	2B
Tim Flannery	3B
Tony Gwynn	CF
Jack Clark	1B
Carmelo Martinez	LF
John Kruk	RF
Benito Santiago	C
Garry Templeton	SS
Eric Show	RHP

April 6, 1993	
SD	4
@ PIT	9
Attendance	44,103
Tony Gwynn	RF
Jeff Gardner	2B
Gary Sheffield	3B
Fred McGriff	1B
Phil Plantier	LF
Derek Bell	CF
Dan Walters	C
Craig Shipley	SS
Andy Benes	RHP

April 1, 1997	
SD	12
vs. NYM	5
Attendance	43,005
Quilvio Veras	2B
Tony Gwynn	RF
Steve Finley	CF
Ken Caminiti	3B
Greg Vaughn	LF
Wally Joyner	1B
John Flaherty	C
Chris Gomez	SS
Joey Hamilton	RHP

April 7, 1986	
SD	1
@ LAD	2
Attendance	49,444
Bip Roberts	2B
Tony Gwynn	RF
Kevin McReynolds	CF
Steve Garvey	1B
Carmelo Martinez	LF
Garry Templeton	SS
Terry Kennedy	C
Jerry Royster	3B
Eric Show	RHP

April 9, 1990	
SD	2
@ LAD	4
Attendance	48,686
Bip Roberts	3B
Roberto Alomar	2B
Tony Gwynn	RF
Jack Clark	1B
Joe Carter	CF
Fred Lynn	LF
Benito Santiago	C
Garry Templeton	SS
Bruce Hurst	LHP

April 4, 1994	
SD	1
vs. ATL	4
Attendance	42,251
Bip Roberts	2B
Ricky Gutierrez	SS
Tony Gwynn	RF
Phil Plantier	LF
Derek Bell	CF
Archi Cianfrocco	3B
Dave Staton	1B
Brad Ausmus	C
Andy Benes	RHP

March 31, 1998	
SD	10
@ CIN	2
Attendance	54,578
Quilvio Veras	2B
Steve Finley	CF
Tony Gwynn	RF
Ken Caminiti	3B
Greg Vaughn	LF
Wally Joyner	1B
Carlos Hernandez	C
Chris Gomez	SS
Kevin Brown	RHP

April 6, 1987	
SD	3
@ SF	4
Attendance	52,020
Marvell Wynne	CF
Garry Templeton	SS
Tony Gwynn	RF
Carmelo Martinez	LF
Kevin Mitchell	3B
Steve Garvey	1B
Benito Santiago	C
Joey Cora	2B
Eric Show	RHP

April 9, 1991	
SD	7
vs. SF	4
Attendance	48,089
Bip Roberts	2B
Tony Fernandez	SS
Tony Gwynn	RF
Fred McGriff	1B
Benito Santiago	C
Jack Clark	LF
Jim Presley	3B
Shawn Abner	CF
Ed Whitson	RHP

April 26, 1995	
SD	2
vs. HOU	10
Attendance	38,124
Bip Roberts	LF
Steve Finley	CF
Tony Gwynn	RF
Eddie Williams	1B
Ken Caminiti	3B
Andujar Cedeno	SS
Jody Reed	2B
Brad Ausmus	C
Andy Benes	RHP

April 4, 1999 (Monterrey, MX)	
SD	2
vs. COL	8
Attendance	27,104
Quilvio Veras	2B
Reggie Sanders	LF
Tony Gwynn	RF
Wally Joyner	1B
Greg Myers	C
George Arias	3B
Ruben Rivera	CF
Chris Gomez	SS
Andy Ashby	RHP

April 5, 1988	
SD	3
@ HOU	6
Attendance	39,906
Stan Jefferson	CF
Tony Gwynn	RF
Keith Moreland	LF
John Kruk	1B
Randy Ready	2B
Benito Santiago	C
Chris Brown	3B
Garry Templeton	SS
Ed Whitson	RHP

April 6, 1992	
SD	4
@ CIN	3
Attendance	55,356
Tony Fernandez	SS
Tony Gwynn	RF
Gary Sheffield	3B
Fred McGriff	1B
Benito Santiago	C
Jerald Clark	LF
Darrin Jackson	CF
Kurt Stillwell	2B
Bruce Hurst	LHP

April 1, 1996	
SD	4
@ CHC	5
Attendance	38,734
Rickey Henderson	LF
Steve Finley	CF
Tony Gwynn	RF
Ken Caminiti	3B
Wally Joyner	1B
Brad Ausmus	C
Andujar Cedeno	SS
Jody Reed	2B
Andy Ashby	RHP

April 3, 2000	
SD	1
@ NYM	2
Attendance	52,308
Al Martin	LF
Damian Jackson	SS
Tony Gwynn	RF
Phil Nevin	3B
Ryan Klesko	1B
Bret Boone	2B
Ruben Rivera	CF
Carlos Hernandez	C
Sterling Hitchcock	LHP



## HISTORY & RECORDS

April 2, 2001	
SD	2
@ SF	3
Attendance	40,930
Damian Jackson	2B
Mark Kotsay	CF
Ryan Klesko	1B
Phil Nevin	3B
Tony Gwynn	RF
Mike Darr	LF
Wiki Gonzalez	C
Chris Gomez	SS
Woody Williams	RHP

April 1, 2002	
SD	0
@ ARI	2
Attendance	47,025
D'Angelo Jimenez	2B
Mark Kotsay	CF
Ron Gant	LF
Phil Nevin	1B
Bubba Trammell	RF
Deivi Cruz	SS
Wiki Gonzalez	C
Ramon Vazquez	3B
Kevin Jarvis	RHP

March 31, 2003	
SD	2
vs. SF	5
Attendance	61,707
Mark Loretta	2B
Mark Kotsay	CF
Rondell White	LF
Ryan Klesko	1B
Xavier Nady	RF
Sean Burroughs	3B
Gary Bennett	C
Ramon Vazquez	SS
Brian Lawrence	RHP

April 5, 2004	
SD	8
@ LAD	2
Attendance	53,850
Sean Burroughs	3B
Mark Loretta	2B
Brian Giles	RF
Phil Nevin	1B
Ryan Klesko	LF
Jay Payton	CF
Ramon Hernandez	C
Khalil Greene	SS
Brian Lawrence	RHP

April 4, 2005	
SD	10
@ COL	12
Attendance	47,661
Khalil Greene	SS
Mark Loretta	2B
Brian Giles	RF
Phil Nevin	1B
Ryan Klesko	LF
Ramon Hernandez	C
Xavier Nady	CF
Sean Burroughs	3B
Woody Williams	RHP

April 3, 2006	
SD	6
vs. SF	1
Attendance	43,767
Dave Roberts	CF
Eric Young	LF
Brian Giles	RF
Mike Piazza	C
Adrian Gonzalez	1B
Khalil Greene	SS
Vinny Castilla	3B
Josh Barfield	2B
Jake Peavy	RHP

April 3, 2007	
SD	7
@ SF	0
Attendance	42,773
Marcus Giles	2B
Brian Giles	RF
Mike Cameron	CF
Adrian Gonzalez	1B
Josh Bard	C
Khalil Greene	SS
Kevin Kouzmanoff	3B
Jose Cruz Jr.	LF
Jake Peavy	RHP

March 31, 2008	
SD	4
vs. HOU	0
Attendance	44,965
Brian Giles	RF
Tadahito Iguchi	2B
Kevin Kouzmanoff	3B
Adrian Gonzalez	1B
Scott Hairston	CF
Khalil Greene	SS
Josh Bard	C
Paul McNulty	LF
Jake Peavy	RHP

April 6, 2009	
SD	1
vs. LAD	4
Attendance	45,496
Jody Gerut	CF
David Eckstein	2B
Brian Giles	RF
Adrian Gonzalez	1B
Kevin Kouzmanoff	3B
Chase Headley	LF
Henry Blanco	C
Luis Rodriguez	SS
Jake Peavy	RHP

April 5, 2010	
SD	3
@ ARI	6
Attendance	49,059
Tony Gwynn	CF
David Eckstein	2B
Adrian Gonzalez	1B
Kyle Blanks	LF
Chase Headley	3B
Will Venable	RF
Nick Hundley	C
Everth Cabrera	SS
Jon Garland	RHP

March 31, 2011	
SD	5
@ STL	3
Attendance	46,368
Will Venable	RF
Jason Bartlett	SS
Orlando Hudson	2B
Brad Hawpe	1B
Ryan Ludwick	LF
Chase Headley	3B
Cameron Maybin	CF
Nick Hundley	C
Tim Stauffer	RHP

April 5, 2012	
SD	3
vs. LAD	5
Attendance	42,941
Cameron Maybin	CF
Chris Denorfia	RF
Chase Headley	3B
Jesus Guzman	LF
Nick Hundley	C
Yonder Alonso	1B
Orlando Hudson	2B
Jason Bartlett	SS
Edinson Volquez	RHP

April 1, 2013	
SD	2
@ NYM	11
Attendance	41,053
Chris Denorfia	RF
Everth Cabrera	SS
Yonder Alonso	1B
Carlos Quentin	LF
Jedd Gyorko	2B
Nick Hundley	C
Cameron Maybin	CF
Cody Ransom	3B
Edinson Volquez	RHP

March 30, 2014	
SD	3
vs. LAD	1
Attendance	45,567
Everth Cabrera	SS
Chris Denorfia	RF
Chase Headley	3B
Jedd Gyorko	2B
Yonder Alonso	1B
Tommy Medica	LF
Will Venable	CF
Rene Rivera	C
Andrew Cashner	RHP

April 6, 2015	
SD	3
@ LAD	6
Attendance	53,518
Wil Myers	CF
Derek Norris	C
Matt Kemp	RF
Justin Upton	LF
Will Middlebrooks	3B
Jedd Gyorko	2B
Yonder Alonso	1B
Clint Barmes	SS
James Shields	RHP

April 4, 2016	
SD	0
@ LAD	15
Attendance	44,317
Jon Jay	CF
Derek Norris	C
Matt Kemp	RF
Wil Myers	1B
Alexei Ramirez	SS
Yangervis Solarte	3B
Melvin Upton Jr.	LF
Cory Spangenberg	2B
Tyson Ross	RHP

CLUB DIRECTORY

EXECUTIVES

MANAGER & STAFF

SUPPORT STAFF, ADVISORS & BASEBALL OPERATIONS

PLAYER HEALTH & PERFORMANCE

23 SANDIEGO PAGES

HISTORY & RECORDS

OPPONENTS

SCOUTING & PLAYER DEVELOPMENT

PETCO PARK

COMMUNITY

MEDIA

## HISTORY & RECORDS

April 3, 2017	
SD	3
@ LAD	14
Attendance	53,701
Manuel Margot	CF
Wil Myers	1B
Yangervis Solarte	2B
Hunter Renfro	RF
Ryan Schimpf	3B
Austin Hedges	C
Erick Aybar	SS
Jhoulys Chacin	RHP
Travis Jankowski	LF

March 28, 2019	
SD	2
vs. SF	0
Attendance	44,655
Ian Kinsler	2B
Wil Myers	LF
Manny Machado	3B
Franmil Reyes	RF
Eric Hosmer	1B
Fernando Tatis Jr.	SS
Manuel Margot	CF
Austin Hedges	C
Eric Lauer	LHP

April 1, 2021	
SD	8
vs. ARI	7
Attendance	10,350
Tommy Pham	CF
Fernando Tatis Jr.	SS
Manny Machado	3B
Eric Hosmer	1B
Wil Myers	RF
Jake Cronenworth	2B
Jurickson Profar	LF
Victor Caratini	C
Yu Darvish	RHP

March 29, 2018	
SD	1
vs. MIL	2
Attendance	44,649
Manuel Margot	CF
Wil Myers	RF
Eric Hosmer	1B
Jose Pirela	LF
Carlos Asuaje	2B
Chase Headley	3B
Freddy Galvis	SS
Austin Hedges	C
Clayton Richard	LHP

July 24, 2020	
SD	7
vs. ARI	2
Attendance	--
Fernando Tatis Jr.	SS
Manny Machado	3B
Tommy Pham	LF
Jurickson Profar	2B
Eric Hosmer	1B
Wil Myers	RF
Ty France	DH
Francisco Mejia	C
Trent Grisham	CF
Chris Paddack	RHP

April 7, 2022	
SD	2
@ ARI	4
Attendance	35,508
Austin Nola	C
Manny Machado	3B
Jake Cronenworth	2B
Luke Voit	DH
Wil Myers	RF
Eric Hosmer	1B
Jurickson Profar	LF
Ha-Seong Kim	SS
Trent Grisham	CF
Yu Darvish	RHP



## HISTORY & RECORDS

ANNUAL BATTING TOTALS								
Year	AVG	Runs	Hits	2B	3B	HR	RBI	SB
1969	.225	468	1,203	180	42	99	431	45
1970	.246	681	1,353	208	36	172	629	60
1971	.233	486	1,250	184	31	96	447	70
1972	.227	488	1,181	168	38	102	452	78
1973	.244	548	1,330	198	26	112	516	88
1974	.229	541	1,239	196	27	99	506	85
1975	.244	552	1,324	215	22	78	505	85
1976	.247	570	1,327	216	37	64	528	92
1977	.249	692	1,397	245	49	120	652	133
1978	.252	591	1,349	208	42	75	542	152
1979	.242	603	1,316	193	53	93	559	100
1980	.255	591	1,410	195	43	67	546	*239
1981	.256	382	963	170	35	32	350	83
1982	.257	675	1,435	217	#52	81	611	165
1983	.250	653	1,384	207	34	93	592	179
1984	.259	686	1,425	207	42	109	629	152
1985	.255	650	1,405	241	28	109	611	60
1986	.261	656	1,442	239	25	136	629	96
1987	.260	668	1,419	209	48	113	621	198
1988	.247	594	1,325	205	35	94	566	123
1989	.251	642	1,360	215	32	120	598	136
1990	.257	673	1,429	243	35	123	628	138
1991	.244	636	1,321	204	36	121	591	101
1992	.255	617	1,396	255	30	135	576	69
1993	.252	679	1,386	239	28	153	633	92
1994	.275	479	1,117	200	19	92	445	79
1995	.272	668	1,345	231	20	116	618	124
1996	.265	771	1,499	285	24	147	718	109
1997	.271	795	1,519	275	16	152	761	140
1998	.253	749	1,390	292	30	167	715	79
1999	.252	710	1,360	256	22	153	671	*174
2000	.254	752	1,413	279	37	157	714	131
2001	.252	789	1,379	273	26	161	753	129
2002	.253	662	1,393	243	29	136	627	71
2003	.261	678	1,442	257	32	128	641	76
2004	.273	768	1,521	304	32	159	722	52
2005	.257	684	1,416	269	39	130	655	99
2006	.263	731	1,465	298	38	161	698	123
2007	.251	741	1,408	322	31	171	704	55
2008	.250	637	1,390	264	27	154	615	36
2009	.242	638	1,315	265	31	141	605	82
2010	.246	665	1,338	236	24	132	630	124
2011	.237	593	1,284	247	42	91	563	*170
2012	.247	651	1,339	272	43	121	610	155
2013	.245	618	1,349	246	26	146	578	118
2014	.226	535	1,199	224	30	109	500	91
2015	.243	650	1,324	260	36	148	623	82
2016	.235	686	1,275	257	26	177	654	125
2017	.234	604	1,251	227	31	189	576	89
2018	.235	617	1,289	250	30	162	583	95
2019	.238	682	1,281	224	24	219	652	70
2020	.257	325	506	103	12	95	312	*55
2021	.242	729	1,305	273	21	180	695	110
2022	.241	705	1,317	275	18	153	682	49

\* Led League  
#Tied for League Lead

CLUB DIRECTORY  
 EXECUTIVES  
 MANAGER & STAFF  
 SUPPORT STAFF: ADVISORS & BASEBALL OPERATIONS  
 PLAYER HEALTH & PERFORMANCE  
 '23 SANDIEGO PADDIES  
 OPPONENTS  
 SCOUTING & PLAYER DEVELOPMENT  
 PETCO PARK  
 COMMUNITY  
 MEDIA

## HISTORY & RECORDS

### ANNUAL PITCHING TOTALS

Year	W	L	ERA	CG	SV	SHO	H	R	ER	HR	BB	SO
1969	52	110	4.24	16	25	9	1,454	746	670	113	592	764
1970	63	99	4.36	24	32	9	1,483	788	697	149	611	886
1971	61	100	3.22	47	17	10	1,351	610	515	93	559	923
1972	58	95	3.78	39	19	17	1,350	665	589	121	618	960
1973	60	102	4.16	34	23	10	1,461	770	661	157	548	845
1974	60	102	4.58	25	19	7	1,536	830	736	124	715	855
1975	71	91	3.48	40	20	12	1,494	683	566	99	521	713
1976	73	89	3.65	47	18	11	1,368	662	581	87	543	652
1977	69	93	4.43	6	44	5	1,556	834	722	160	673	827
1978	84	78	3.28	21	*55	10	1,385	598	522	74	483	744
1979	68	93	3.69	29	25	7	1,438	681	596	108	513	779
1980	73	89	3.65	19	39	9	1,474	654	595	97	536	728
1981	41	69	3.72	9	23	6	1,013	455	414	64	414	492
1982	81	81	3.52	20	41	11	1,348	658	578	139	502	765
1983	81	81	3.62	23	44	5	1,389	653	590	144	528	850
1984	92	70	3.48	13	44	*17	1,327	634	565	122	563	812
1985	83	79	3.40	26	44	19	1,399	622	549	127	*443	727
1986	74	88	3.99	13	32	7	1,406	723	640	150	607	934
1987	65	97	4.27	14	33	10	1,402	763	680	175	602	897
1988	83	78	3.28	30	39	9	1,332	583	528	112	439	885
1989	89	73	3.38	21	52	11	1,359	626	547	133	481	933
1990	75	87	3.68	21	35	12	1,437	673	597	147	507	928
1991	84	78	3.57	14	47	11	1,385	646	577	139	457	921
1992	82	80	3.56	9	46	11	1,444	636	578	111	439	971
1993	61	101	4.23	8	32	6	1,470	772	675	148	558	957
1994	47	70	4.08	8	27	6	1,008	531	474	99	393	862
1995	70	74	4.13	6	35	10	1,242	672	590	142	512	1,047
1996	91	71	3.72	5	47	11	1,395	682	616	147	506	1,194
1997	76	86	4.98	5	43	0	1,581	891	802	172	596	1,059
1998	98	64	3.63	14	*59	11	1,384	635	587	139	501	1,217
1999	74	88	4.47	5	43	6	1,454	781	705	193	529	1,078
2000	76	86	4.52	5	46	5	1,443	815	733	191	649	1,071
2001	79	83	4.52	5	46	1	1,519	812	724	219	476	1,088
2002	66	96	4.62	5	40	2	1,522	815	737	177	582	1,108
2003	64	98	4.87	2	31	10	1,458	831	774	208	611	1,091
2004	87	75	4.03	3	44	8	1,460	705	645	184	422	1,079
2005	82	80	4.13	4	45	8	1,452	726	668	146	503	1,133
2006	88	74	*3.87	4	*50	11	1,385	*679	*629	176	468	1,097
2007	89	74	*3.70	1	45	*20	1,406	*666	*611	119	*474	1,136
2008	63	99	4.41	3	30	6	1,466	764	714	165	561	1,100
2009	75	87	4.37	2	45	9	1,422	769	704	167	603	1,187
2010	90	72	3.39	2	49	20	1,305	*581	549	139	517	1,295
2011	71	91	3.42	0	44	10	1,324	611	551	125	521	1,139
2012	76	86	4.01	4	43	11	1,356	710	640	162	539	1,205
2013	76	86	3.98	3	40	6	1,407	700	643	156	525	1,171
2014	77	85	3.27	4	41	10	1,300	577	523	117	462	1,284
2015	74	88	4.09	1	41	6	1,371	731	655	171	516	1,393
2016	68	94	4.43	1	35	9	1,425	770	708	183	569	1,222
2017	71	91	4.67	2	45	12	1,417	816	742	226	554	1,325
2018	66	96	4.40	0	36	5	1,430	767	713	185	519	1,399
2019	70	92	4.60	0	47	6	1,394	789	732	215	463	1,475
2020	37	23	3.86	1	13	5	456	241	223	70	170	565
2021	79	83	4.10	2	43	11	1,277	708	651	205	516	1,517
2022	89	73	3.81	0	48	15	1,263	660	611	173	468	1,451

\* Led League

#Tied for League Lead

## HISTORY & RECORDS

ANNUAL BATTING LEADERS								
Year	Player	AVG	Year	Player	Hits	Year	Player	HR
1969	Ollie Brown	.264	1969	Ollie Brown	150	1969	Nate Colbert	24
1970	Clarence Gaston	.318	1970	Clarence Gaston	186	1970	Nate Colbert	38
1971	Ollie Brown	.273	1971	Nate Colbert	149	1971	Nate Colbert	27
1972	Clarence Gaston	.269	1972	Nate Colbert	141	1972	Nate Colbert	38
1973	Dave Roberts	.286	1973	Colbert and Kendall	143	1973	Nate Colbert	22
1974	John Grubb	.286	1974	Dave Winfield	132	1974	Willie McCovey	22
1975	Tito Fuentes	.280	1975	Tito Fuentes	158	1975	Willie McCovey	23
1976	Mike Ivie	.291	1976	Dave Winfield	139	1976	Dave Winfield	13
1977	George Hendrick	.311	1977	Dave Winfield	169	1977	Dave Winfield	25
1978	Dave Winfield	.308	1978	Dave Winfield	181	1978	Dave Winfield	24
1979	Dave Winfield	.308	1979	Dave Winfield	184	1979	Dave Winfield	34
1980	Gene Richards	.301	1980	Gene Richards	193	1980	Dave Winfield	20
1981	Luis Salazar	.303	1981	Luis Salazar	121	1981	Jim Lefebvre	8
1982	Terry Kennedy	.295	1982	Terry Kennedy	166	1982	Terry Kennedy	21
1983	Terry Kennedy	.284	1983	Terry Kennedy	156	1983	Terry Kennedy	17
1984	Tony Gwynn	*.351	1984	Tony Gwynn	*213	1984	McReynolds and Nettles	20
1985	Tony Gwynn	.317	1985	Tony Gwynn	197	1985	Carmelo Martinez	21
1986	Tony Gwynn	.329	1986	Tony Gwynn	*211	1986	Kevin McReynolds	26
1987	Tony Gwynn	*.370	1987	Tony Gwynn	*218	1987	John Kruk	20
1988	Tony Gwynn	*.313	1988	Tony Gwynn	163	1988	Carmelo Martinez	18
1989	Tony Gwynn	*.336	1989	Tony Gwynn	*203	1989	Jack Clark	26
1990	Gwynn and Roberts	.309	1990	Tony Gwynn	177	1990	Jack Clark	25
1991	Tony Gwynn	.317	1991	Tony Gwynn	168	1991	Fred McGriff	31
1992	Gary Sheffield	*.330	1992	Gary Sheffield	184	1992	Fred McGriff	*35
1993	Tony Gwynn	.358	1993	Tony Gwynn	175	1993	Phil Plantier	34
1994	Tony Gwynn	*.394	1994	Tony Gwynn	*165	1994	Phil Plantier	18
1995	Tony Gwynn	*.368	1995	Tony Gwynn	#197	1995	Ken Caminiti	26
1996	Tony Gwynn	*.353	1996	Steve Finley	195	1996	Ken Caminiti	40
1997	Tony Gwynn	*.372	1997	Tony Gwynn	*220	1997	Steve Finley	28
1998	Tony Gwynn	.321	1998	Greg Vaughn	156	1998	Greg Vaughn	50
1999	Tony Gwynn	.339	1999	Tony Gwynn	139	1999	Reggie Sanders	26
2000	Phil Nevin	.303	2000	Eric Owens	171	2000	Phil Nevin	31
2001	Phil Nevin	.306	2001	Phil Nevin	167	2001	Phil Nevin	41
2002	Ryan Klesko	.300	2002	Mark Kotsay	169	2002	Ryan Klesko	29
2003	Mark Loretta	.314	2003	Mark Loretta	185	2003	Ryan Klesko	21
2004	Mark Loretta	.335	2004	Mark Loretta	208	2004	Phil Nevin	26
2005	Brian Giles	.301	2005	Brian Giles	164	2005	Ryan Klesko	18
2006	Adrian Gonzalez	.304	2006	Adrian Gonzalez	173	2006	Adrian Gonzalez	24
2007	Adrian Gonzalez	.282	2007	Adrian Gonzalez	182	2007	Adrian Gonzalez	30
2008	Brian Giles	.306	2008	Adrian Gonzalez	172	2008	Adrian Gonzalez	36
2009	Adrian Gonzalez	.277	2009	Adrian Gonzalez	153	2009	Adrian Gonzalez	40
2010	Adrian Gonzalez	.298	2010	Adrian Gonzalez	176	2010	Adrian Gonzalez	31
2011	Cameron Maybin	.264	2011	Bartlett and Maybin	136	2011	Ryan Ludwick	11
2012	Chase Headley	.286	2012	Chase Headley	173	2012	Chase Headley	31
2013	Chris Denorfia	.279	2013	Chris Denorfia	132	2013	Jedd Gyorko	23
2014	Seth Smith	.266	2014	Seth Smith	118	2014	Yasmani Grandal	15
2015	Yangervis Solarte	.270	2015	Matt Kemp	158	2015	Justin Upton	26
2016	Wil Myers	.259	2016	Wil Myers	155	2016	Wil Myers	28
2017	Manuel Margot	.263	2017	Wil Myers	138	2017	Wil Myers	30
2018	Eric Hosmer	.253	2018	Eric Hosmer	155	2018	Hunter Renfroe	26
2019	Eric Hosmer	.265	2019	Eric Hosmer	164	2019	Hunter Renfroe	33
2020	Manny Machado	.304	2020	Manny Machado	68	2020	Fernando Tatis Jr.	17
2021	Fernando Tatis Jr.	.282	2021	Manny Machado	157	2021	Fernando Tatis Jr.	42
2022	Manny Machado	.298	2022	Manny Machado	172	2022	Manny Machado	32

3.1 PA/Team G

\*League Leader

#tied for League Lead

CLUB DIRECTORY  
 EXECUTIVES  
 MANAGER & STAFF  
 SUPPORT STAFF: ADVISORS & BASEBALL OPERATIONS  
 PLAYER HEALTH & PERFORMANCE  
 23 SAN DIEGO PAGES  
 HISTORY & RECORDS  
 OPPONENTS  
 SCOUTING & PLAYER DEVELOPMENT  
 PETCO PARK  
 COMMUNITY  
 MEDIA

## HISTORY & RECORDS

### ANNUAL BATTING LEADERS

Year	Player	2B	Year	Player	3B	Year	Player	RBI
1969	Al Ferrara	22	1969	Nate Colbert	9	1969	Nate Colbert	66
1970	Ollie Brown	34	1970	Clarence Gaston	9	1970	Clarence Gaston	93
1971	Nate Colbert	25	1971	Clarence Gaston	9	1971	Nate Colbert	84
1972	Nate Colbert	27	1972	Lee and Morales	7	1972	Nate Colbert	111
1973	Nate Colbert	25	1973	Clarence Gaston	4	1973	Nate Colbert	80
1974	Derrel Thomas	24	1974	Derrel Thomas	6	1974	Dave Winfield	75
1975	John Grubb	36	1975	Bobby Tolan	4	1975	Dave Winfield	76
1976	Dave Winfield	26	1976	Willie Davis	10	1976	Mike Ivie	70
1977	Ivie and Winfield	29	1977	Almon and Richards	11	1977	Dave Winfield	92
1978	Dave Winfield	30	1978	Gene Richards	*12	1978	Dave Winfield	97
1979	Dave Winfield	29	1979	Dave Winfield	10	1979	Dave Winfield	*118
1980	Gene Richards	26	1980	Gene Richards	8	1980	Dave Winfield	87
1981	Ruppert Jones	34	1981	Gene Richards	12	1981	Gene Richards	42
1982	Terry Kennedy	42	1982	Richards and Templeton	8	1982	Terry Kennedy	97
1983	Terry Kennedy	27	1983	Juan Bonilla	4	1983	Terry Kennedy	98
1984	Carmelo Martinez	28	1984	Tony Gwynn	10	1984	Steve Garvey	86
1985	Steve Garvey	34	1985	Steve Garvey	6	1985	Steve Garvey	81
1986	Tony Gwynn	33	1986	Tony Gwynn	7	1986	Kevin McReynolds	96
1987	Tony Gwynn	36	1987	Tony Gwynn	13	1987	John Kruk	91
1988	Roberto Alomar	24	1988	Garry Templeton	7	1988	Tony Gwynn	70
1989	Alomar and Gwynn	27	1989	Bip Roberts	8	1989	Jack Clark	94
1990	Bip Roberts	36	1990	Tony Gwynn	10	1990	Joe Carter	115
1991	Fernandez and Gwynn	27	1991	Tony Gwynn	11	1991	Fred McGriff	106
1992	Gary Sheffield	34	1992	Jerald Clark	6	1992	Fred McGriff	104
1993	Tony Gwynn	41	1993	Jeff Gardner	7	1993	Phil Plantier	100
1994	Tony Gwynn	35	1994	Bip Roberts	5	1994	Tony Gwynn	64
1995	Caminiti and Gwynn	33	1995	Steve Finley	8	1995	Ken Caminiti	94
1996	Steve Finley	45	1996	Steve Finley	9	1996	Ken Caminiti	130
1997	Tony Gwynn	49	1997	Steve Finley	5	1997	Tony Gwynn	119
1998	Steve Finley	40	1998	Steve Finley	6	1998	Greg Vaughn	119
1999	Gwynn and Nevin	27	1999	Eric Owens	3	1999	Phil Nevin	85
2000	Phil Nevin	34	2000	Eric Owens	7	2000	Phil Nevin	107
2001	Phil Nevin	41	2001	Jackson and Klesko	6	2001	Phil Nevin	126
2002	Ryan Klesko	39	2002	Mark Kotsay	7	2002	Ryan Klesko	95
2003	Kotsay and Loretta	28	2003	Sean Burroughs	6	2003	Mark Loretta	72
2004	Brian Giles	33	2004	Brian Giles	7	2004	Phil Nevin	105
2005	Brian Giles	38	2005	Dave Roberts	10	2005	Brian Giles	83
2006	Adrian Gonzalez	38	2006	Dave Roberts	13	2006	Cameron and Giles	83
2007	Adrian Gonzalez	46	2007	Mike Cameron	6	2007	Adrian Gonzalez	100
2008	Brian Giles	40	2008	Gerut, Giles and Kouzmanoff	4	2008	Adrian Gonzalez	119
2009	Headley and Kouzmanoff	31	2009	Everth Cabrera	8	2009	Adrian Gonzalez	99
2010	Adrian Gonzalez	33	2010	Will Venable	7	2010	Adrian Gonzalez	101
2011	Chase Headley	28	2011	Cameron Maybin	8	2011	Ryan Ludwick	64
2012	Yonder Alonso	39	2012	Will Venable	8	2012	Chase Headley	*115
2013	Chase Headley	35	2013	Will Venable	8	2013	Jedd Gyorko	63
2014	Seth Smith	31	2014	Seth Smith	5	2014	Jedd Gyorko	51
2015	Norris and Solarte	33	2015	Cory Spangenberg	5	2015	Matt Kemp	100
2016	Wil Myers	29	2016	Ryan Schimpf	5	2016	Wil Myers	94
2017	Wil Myers	29	2017	Manuel Margot	7	2017	Wil Myers	74
2018	Galvis and Hosmer	31	2018	Manuel Margot	8	2018	Eric Hosmer	69
2019	Eric Hosmer	29	2019	Fernando Tatis Jr.	6	2019	Eric Hosmer	99
2020	Jake Cronenworth	15	2020	Cronenworth and Grisham	3	2020	Manny Machado	47
2021	Jake Cronenworth	33	2021	Jake Cronenworth	7	2021	Manny Machado	106
2022	Manny Machado	37	2022	Jake Cronenworth	4	2022	Manny Machado	102

\*League Leader

#tied for League Lead

## HISTORY & RECORDS

### ANNUAL BATTING LEADERS

Year	Player	XBH	Year	Player	Runs	Year	Player	SB
1969	Nate Colbert	53	1969	Ollie Brown	76	1969	Jose Arcia	14
1970	Nate Colbert	61	1970	Clarence Gaston	92	1970	Dave Campbell	18
1971	Nate Colbert	55	1971	Nate Colbert	81	1971	Enzo Hernandez	21
1972	Nate Colbert	67	1972	Nate Colbert	87	1972	Enzo Hernandez	24
1973	Nate Colbert	49	1973	Nate Colbert	73	1973	Hernandez and Thomas	15
1974	McCovey and Winfield	42	1974	Dave Winfield	57	1974	Enzo Hernandez	37
1975	John Grubb	42	1975	Dave Winfield	74	1975	Dave Winfield	23
1976	Dave Winfield	43	1976	Dave Winfield	81	1976	Dave Winfield	26
1977	Dave Winfield	61	1977	Dave Winfield	104	1977	Gene Richards	56
1978	Dave Winfield	59	1978	Gene Richards	90	1978	Ozzie Smith	40
1979	Dave Winfield	71	1979	Dave Winfield	97	1979	Ozzie Smith	28
1980	Dave Winfield	51	1980	Gene Richards	91	1980	Gene Richards	61
1981	Ruppert Jones	39	1981	Jones and Smith	53	1981	Ozzie Smith	22
1982	Terry Kennedy	64	1982	Garry Templeton	76	1982	Alan Wiggins	33
1983	Terry Kennedy	45	1983	Alan Wiggins	83	1983	Alan Wiggins	66
1984	Kevin McReynolds	52	1984	Alan Wiggins	106	1984	Alan Wiggins	70
1985	Steve Garvey	57	1985	Tony Gwynn	90	1985	Garry Templeton	16
1986	Kevin McReynolds	63	1986	Tony Gwynn	#107	1986	Tony Gwynn	37
1987	Tony Gwynn	56	1987	Tony Gwynn	119	1987	Tony Gwynn	56
1988	Roberto Alomar	39	1988	Roberto Alomar	84	1988	Tony Gwynn	26
1989	Jack Clark	46	1989	Alomar and Gwynn	82	1989	Roberto Alomar	42
1990	Joe Carter	52	1990	Bip Roberts	104	1990	Bip Roberts	46
1991	Fred McGriff	51	1991	Fred McGriff	84	1991	Bip Roberts	26
1992	Gary Sheffield	70	1992	Gary Sheffield	87	1992	Tony Fernandez	20
1993	Fred McGriff	68	1993	Ricky Gutierrez	76	1993	Derek Bell	26
1994	Tony Gwynn	48	1994	Tony Gwynn	79	1994	Derek Bell	24
1995	Ken Caminiti	59	1995	Steve Finley	104	1995	Steve Finley	36
1996	Steve Finley	84	1996	Steve Finley	126	1996	Rickey Henderson	37
1997	Tony Gwynn	68	1997	Steve Finley	101	1997	Quilvio Veras	33
1998	Greg Vaughn	82	1998	Greg Vaughn	112	1998	Quilvio Veras	24
1999	Reggie Sanders	57	1999	Quilvio Veras	95	1999	Reggie Sanders	36
2000	Phil Nevin	66	2000	Ryan Klesko	88	2000	Eric Owens	29
2001	Phil Nevin	72	2001	Ryan Klesko	105	2001	Rickey Henderson	25
2002	Ryan Klesko	69	2002	Ryan Klesko	90	2002	Mark Kotsay	11
2003	Mark Loretta	45	2003	Mark Loretta	74	2003	Gary Matthews Jr.	12
2004	Mark Loretta	65	2004	Mark Loretta	108	2004	Kerry Robinson	11
2005	Brian Giles	61	2005	Brian Giles	92	2005	Dave Roberts	23
2006	Mike Cameron	65	2006	Mike Cameron	88	2006	Dave Roberts	49
2007	Adrian Gonzalez	79	2007	Adrian Gonzalez	101	2007	Mike Cameron	18
2008	Adrian Gonzalez	69	2008	Adrian Gonzalez	103	2008	Tadahito Iguchi	8
2009	Adrian Gonzalez	69	2009	Adrian Gonzalez	90	2009	Everth Cabrera	25
2010	Adrian Gonzalez	64	2010	Adrian Gonzalez	87	2010	Will Venable	29
2011	Cameron Maybin	41	2011	Cameron Maybin	82	2011	Cameron Maybin	40
2012	Chase Headley	64	2012	Chase Headley	95	2012	Everth Cabrera	*44
2013	Will Venable	52	2013	Chris Denorfia	67	2013	Everth Cabrera	37
2014	Seth Smith	48	2014	Seth Smith	55	2014	Everth Cabrera	18
2015	Matt Kemp	57	2015	Justin Upton	85	2015	Justin Upton	19
2016	Wil Myers	61	2016	Wil Myers	99	2016	Travis Jankowski	30
2017	Wil Myers	62	2017	Wil Myers	80	2017	Wil Myers	20
2018	Eric Hosmer	51	2018	Eric Hosmer	72	2018	Travis Jankowski	24
2019	Manny Machado	55	2019	Manny Machado	81	2019	Manuel Margot	20
2020	Wil Myers	31	2020	Fernando Tatis Jr.	50	2020	Fernando Tatis Jr.	11
2021	Fernando Tatis Jr.	73	2021	Fernando Tatis Jr.	99	2021	Fernando Tatis Jr.	25
2022	Manny Machado	70	2022	Manny Machado	100	2022	Ha-Seong Kim	12

\*League Leader

#tied for League Lead

CLUB DIRECTORY

EXECUTIVES

MANAGER & STAFF

SUPPORT STAFF, ADVISORS & BASEBALL OPERATIONS

PLAYER HEALTH & PERFORMANCE

23 SANDIEGO PADDLES

HISTORY & RECORDS

OPPONENTS

SCOUTING & PLAYER DEVELOPMENT

PETCO PARK

COMMUNITY

MEDIA

## HISTORY & RECORDS

### ANNUAL PITCHING LEADERS

Year	Player	ERA	Year	Player	Wins	Year	Player	SO
1969	Joe Niekro	3.70	1969	Niekro and Santorini	8	1969	Clay Kirby	113
1970	Danny Coombs	3.30	1970	Pat Dobson	12	1970	Pat Dobson	185
1971	Dave Roberts	2.10	1971	Clay Kirby	15	1971	Clay Kirby	231
1972	Clay Kirby	3.13	1972	Clay Kirby	12	1972	Clay Kirby	175
1973	Bill Greif	3.21	1973	Steve Arlin	11	1973	Clay Kirby	129
1974	Dave Freisleben	3.65	1974	Freisleben, Greif, Hardy and Spillner	9	1974	Bill Greif	137
1975	Randy Jones	*2.24	1975	Randy Jones	20	1975	Dan Spillner	104
1976	Randy Jones	2.74	1976	Randy Jones	*22	1976	Brent Storm	103
1977	Bob Shirley	3.70	1977	Bob Shirley	12	1977	Bob Shirley	146
1978	Gaylord Perry	2.72	1978	Gaylord Perry	21	1978	Gaylord Perry	154
1979	Gaylord Perry	3.05	1979	Gaylord Perry	12	1979	Gaylord Perry	140
1980	John Curtis	3.51	1980	Shirley and Fingers	11	1980	Steve Mura	107
1981	Juan Eichelberger	3.51	1981	Juan Eichelberger	8	1981	Juan Eichelberger	81
1982	Tim Lollar	3.13	1982	Tim Lollar	16	1982	Tim Lollar	150
1983	Dave Dravecky	3.58	1983	Eric Show	15	1983	Tim Lollar	135
1984	Mark Thurmond	2.97	1984	Eric Show	15	1984	Tim Lollar	131
1985	Dave Dravecky	2.93	1985	Andy Hawkins	18	1985	Eric Show	141
1986	Dave Dravecky	3.07	1986	Hawkins and McCullers	10	1986	Andy Hawkins	117
1987	Eric Show	3.84	1987	Ed Whitson	10	1987	Ed Whitson	135
1988	Eric Show	3.26	1988	Eric Show	16	1988	Eric Show	144
1989	Ed Whitson	2.66	1989	Ed Whitson	16	1989	Bruce Hurst	179
1990	Ed Whitson	2.60	1990	Ed Whitson	14	1990	Bruce Hurst	162
1991	Andy Benes	3.03	1991	Benes and Hurst	15	1991	Andy Benes	167
1992	Andy Benes	3.35	1992	Bruce Hurst	14	1992	Andy Benes	169
1993	Andy Benes	3.35	1993	Andy Benes	15	1993	Andy Benes	179
1994	Joey Hamilton	2.98	1994	Joey Hamilton	9	1994	Andy Benes	*189
1995	Andy Ashby	2.94	1995	Andy Ashby	12	1995	Andy Ashby	150
1996	Fernando Valenzuela	3.62	1996	Joey Hamilton	15	1996	Joey Hamilton	184
1997	Andy Ashby	4.13	1997	Joey Hamilton	12	1997	Andy Ashby	144
1998	Kevin Brown	2.38	1998	Kevin Brown	18	1998	Kevin Brown	257
1999	Andy Ashby	3.80	1999	Andy Ashby	14	1999	Sterling Hitchcock	194
2000	Woody Williams	3.75	2000	Matt Clement	13	2000	Matt Clement	170
2001	Kevin Jarvis	4.79	2001	Kevin Jarvis	12	2001	Kevin Jarvis	133
2002	Brian Lawrence	3.69	2002	Brian Lawrence	12	2002	Brian Lawrence	149
2003	Adam Eaton	4.08	2003	Jake Peavy	12	2003	Jake Peavy	156
2004	Jake Peavy	*2.27	2004	Lawrence and Peavy	15	2004	Jake Peavy	173
2005	Jake Peavy	2.88	2005	Jake Peavy	13	2005	Jake Peavy	*216
2006	Chris Young	3.46	2006	Woody Williams	12	2006	Jake Peavy	215
2007	Jake Peavy	*2.54	2007	Jake Peavy	*19	2007	Jake Peavy	*240
2008	Jake Peavy	2.85	2008	Jake Peavy	10	2008	Jake Peavy	166
2009	Kevin Correia	3.91	2009	Kevin Correia	12	2009	Kevin Correia	142
2010	Mat Latos	2.92	2010	Garland, Latos and Richard	14	2010	Mat Latos	189
2011	Mat Latos	3.47	2011	Aaron Harang	14	2011	Mat Latos	185
2012	Clayton Richard	3.99	2012	Clayton Richard	14	2012	Edinson Volquez	174
2013	Andrew Cashner	3.09	2013	Eric Stults	11	2013	Eric Stults	131
2014	Tyson Ross	2.81	2014	Ian Kennedy and Tyson Ross	13	2014	Ian Kennedy	207
2015	Tyson Ross	3.26	2015	James Shields	13	2015	James Shields	216
2016	Brad Hand	2.92	2016	Luis Perdomo	9	2016	Drew Pomeranz	115
2017	Brad Hand	2.16	2017	Jhoulys Chacin	13	2017	Jhoulys Chacin	153
2018	Matt Strahm	2.05	2018	Lucchesi and Stammen	8	2018	Joey Lucchesi	145
2019	Kirby Yates	*1.19	2019	Joey Lucchesi	10	2019	Joey Lucchesi	158
2020	Dinelson Lamet	2.09	2020	Zach Davies	7	2020	Dinelson Lamet	93
2021	Joe Musgrove	3.18	2021	Joe Musgrove	11	2021	Joe Musgrove	203
2022	Joe Musgrove	2.93	2022	Yu Darvish	16	2022	Yu Darvish	197

ERA is minimum 60 IP.

\*League Leader

#tied for League Lead



## HISTORY & RECORDS

### ANNUAL PITCHING LEADERS

Year	Player	IP	Year	Player	CG	Year	Player	SHO
1969	Clay Kirby	215.2	1969	Joe Niekro	8	1969	Joe Niekro	3
1970	Pat Dobson	215.0	1970	Pat Dobson	8	1970	David A. Roberts	2
1971	Dave Roberts	269.2	1971	Dave Roberts	14	1971	Steve Arlin	4
1972	Steve Arlin	250.0	1972	Steve Arlin	12	1972	Fred Norman	6
1973	Bill Greif	199.1	1973	Bill Greif	9	1973	Arlin and Greif	3
1974	Bill Greif	226.0	1974	Bill Greif	7	1974	Dan Spillner	2
1975	Randy Jones	285.0	1975	Randy Jones	18	1975	Randy Jones	6
1976	Randy Jones	*315.1	1976	Randy Jones	*25	1976	Randy Jones	5
1977	Bob Shirley	214.0	1977	Bob Owchinko	3	1977	Bob Owchinko	2
1978	Gaylord Perry	260.2	1978	Randy Jones	7	1978	Jones, Perry and Rasmus	2
1979	Randy Jones	263.0	1979	Gaylord Perry	10	1979	Eric Rasmussen	3
1980	John Curtis	187.0	1980	John Curtis	6	1980	Randy Jones	3
1981	Juan Eichelberger	141.1	1981	Chris Welsh	4	1981	Chris Welsh	2
1982	Tim Lollar	232.2	1982	Juan Eichelberger	8	1982	Lollar and Show	2
1983	Eric Show	200.2	1983	Dave Dravecky	9	1983	Eric Show	2
1984	Eric Show	206.2	1984	Dravecky, Lollar and Show	3	1984	Dravecky and Lollar	2
1985	Eric Show	233.0	1985	LaMarr Hoyt	8	1985	LaMarr Hoyt	3
1986	Andy Hawkins	209.1	1986	Dravecky and Hawkins	3	1986	Dravecky, Hawkins, Jones and	1
1987	Eric Show	206.1	1987	Eric Show	5	1987	Eric Show	3
1988	Eric Show	234.2	1988	Eric Show	13	1988	Andy Hawkins	2
1989	Bruce Hurst	244.2	1989	Bruce Hurst	10	1989	Bruce Hurst	2
1990	Ed Whitson	228.2	1990	Bruce Hurst	9	1990	Bruce Hurst	4
1991	Andy Benes	223.0	1991	Benes and Hurst	4	1991	Greg Harris	2
1992	Andy Benes	231.1	1992	Bruce Hurst	6	1992	Bruce Hurst	4
1993	Andy Benes	230.2	1993	Benes and Gr. Harris	4	1993	Andy Benes	2
1994	Andy Benes	172.1	1994	Andy Ashby	4	1994	Andy Benes	2
1995	Joey Hamilton	204.1	1995	Ashby and Hamilton	2	1995	Ashby and Hamilton	2
1996	Joey Hamilton	211.2	1996	Joey Hamilton	3	1996	Joey Hamilton	1
1997	Andy Ashby	200.2	1997	Andy Ashby	2	1997	none	—
1998	Kevin Brown	257.0	1998	Kevin Brown	7	1998	Kevin Brown	3
1999	Woody Williams	208.1	1999	Andy Ashby	4	1999	Andy Ashby	3
2000	Matt Clement	205.0	2000	Woody Williams	4	2000	none	—
2001	Bobby Jones	195.0	2001	Adam Eaton	2	2001	Kevin Jarvis	1
2002	Brian Lawrence	210.0	2002	Brett Tomko	3	2002	Brian Lawrence	2
2003	Brian Lawrence	210.2	2003	Eaton and Lawrence	1	2003	none	—
2004	Brian Lawrence	203.0	2004	Brian Lawrence	2	2004	Brian Lawrence	1
2005	Jake Peavy	203.0	2005	Jake Peavy	3	2005	Jake Peavy	3
2006	Jake Peavy	202.1	2006	Jake Peavy	2	2006	Hensley and Park	1
2007	Jake Peavy	223.1	2007	Greg Maddux	1	2007	none	—
2008	Jake Peavy	173.2	2008	Banks, Peavy and Young	1	2008	none	—
2009	Kevin Correia	198.0	2009	Correia and Peavy	1	2009	Kevin Correia	1
2010	Clayton Richard	201.2	2010	Latos and Richard	1	2010	Latos and Richard	1
2011	Mat Latos	194.1	2011	none	—	2011	none	—
2012	Clayton Richard	218.2	2012	Bass, Marquis, Richard and Volquez	1	2012	Marquis, Richard and Volquez	1
2013	Eric Stults	203.2	2013	Eric Stults	2	2013	Andrew Cashner	1
2014	Ian Kennedy	201.0	2014	Cashner and Ross	2	2014	Andrew Cashner	2
2015	James Shields	202.1	2015	Tyson Ross	1	2015	none	—
2016	Luis Perdomo	146.2	2016	Luis Perdomo	1	2016	none	—
2017	Clayton Richard	197.1	2017	Clayton Richard	2	2017	Clayton Richard	1
2018	Clayton Richard	158.2	2018	none	—	2018	none	—
2019	Joey Lucchesi	163.2	2019	none	—	2019	none	—
2020	Zach Davies	69.1	2020	Mike Clevinger	1	2020	Mike Clevinger	1
2021	Joe Musgrove	181.1	2021	Joe Musgrove	2	2021	Joe Musgrove	2
2022	Yu Darvish	194.2	2022	none	0	2022	none	0

\*League Leader

#Tied for League Lead

CLUB  
DIRECTORY

EXECUTIVES

MANAGER  
& STAFF

SUPPORT STAFF  
ADVISORS & BASEBALL  
OPERATIONS

PLAYER HEALTH  
& PERFORMANCE

23 SAN DIEGO  
PADRES

HISTORY &  
RECORDS

OPPONENTS

SCOUTING & PLAYER  
DEVELOPMENT

PETCO PARK

COMMUNITY

MEDIA

## HISTORY & RECORDS

### ANNUAL PITCHING LEADERS

Year	Player	Saves	Year	Player	GS	Year	Player	App.
1969	Billy McCool	7	1969	Clay Kirby	35	1969	Jack Baldschun	61
1970	Tom Dukes	10	1970	Kirby and Dobson	34	1970	Ron Herbel	64
1971	Al Severinsen	8	1971	Clay Kirby	36	1971	Al Severinsen	59
1972	Mike Corkins	6	1972	Steve Arlin	37	1972	Gary Ross	60
1973	Mike Caldwell	10	1973	Greif and Kirby	31	1973	Gary Ross	58
1974	Vicente Romo	9	1974	Bill Greif	35	1974	Larry Hardy	76
1975	Frisella and Greif	9	1975	Randy Jones	36	1975	Dave Tomlin	67
1976	Butch Metzger	16	1976	Randy Jones	40	1976	Butch Metzger	77
1977	Rollie Fingers	*35	1977	Bob Shirley	35	1977	Rollie Fingers	78
1978	Rollie Fingers	*37	1978	Gaylord Perry	37	1978	Rollie Fingers	67
1979	Rollie Fingers	13	1979	Randy Jones	39	1979	Rollie Fingers	54
1980	Rollie Fingers	23	1980	Curtis and Wise	27	1980	Rollie Fingers	66
1981	Gary Lucas	13	1981	Juan Eichelberger	24	1981	Gary Lucas	57
1982	Gary Lucas	13	1982	Tim Lollar	34	1982	Gary Lucas	65
1983	Gary Lucas	17	1983	Eric Show	33	1983	Luis DeLeon	63
1984	Rich Gossage	25	1984	Eric Show	35	1984	Gossage and Lefferts	62
1985	Rich Gossage	26	1985	Lollar and Whitson	31	1985	Craig Lefferts	60
1986	Rich Gossage	21	1986	Show and Whitson	34	1986	Craig Lefferts	83
1987	Lance McCullers	16	1987	Andy Hawkins	34	1987	Lance McCullers	78
1988	Mark Davis	28	1988	Hawkins and Whitson	33	1988	Mark Davis	62
1989	Mark Davis	*44	1989	Hurst, Rasmussen and Whitson	33	1989	Mark Davis	70
1990	Craig Lefferts	23	1990	Bruce Hurst	33	1990	Greg Harris	73
1991	Craig Lefferts	23	1991	Andy Benes	33	1991	Maddux and Rodriguez	64
1992	Randy Myers	38	1992	Andy Benes	34	1992	Randy Myers	66
1993	Gene Harris	23	1993	Greg Harris	35	1993	Gene Harris	59
1994	Trevor Hoffman	20	1994	Andy Benes	25	1994	Pedro Martinez	48
1995	Trevor Hoffman	31	1995	Andy Ashby	31	1995	Trevor Hoffman	55
1996	Trevor Hoffman	42	1996	Hamilton and Tewksbury	33	1996	Trevor Hoffman	70
1997	Trevor Hoffman	37	1997	Andy Ashby	30	1997	Trevor Hoffman	70
1998	Trevor Hoffman	*53	1998	Kevin Brown	35	1998	Dan Miceli	67
1999	Trevor Hoffman	40	1999	Hitchcock and Williams	33	1999	Dan Miceli	66
2000	Trevor Hoffman	43	2000	Matt Clement	34	2000	Hoffman and Walker	70
2001	Trevor Hoffman	43	2001	Bobby Jones	33	2001	Trevor Hoffman	62
2002	Trevor Hoffman	38	2002	Brett Tomko	32	2002	Jeremy Fikac	65
2003	Rod Beck	20	2003	Brian Lawrence	33	2003	Mike Matthews	77
2004	Trevor Hoffman	41	2004	Brian Lawrence	34	2004	Linebrink and Otsuka	73
2005	Trevor Hoffman	43	2005	Brian Lawrence	33	2005	Scott Linebrink	73
2006	Trevor Hoffman	*46	2006	Jake Peavy	32	2006	Embree and Linebrink	73
2007	Trevor Hoffman	42	2007	Maddux and Peavy	34	2007	Heath Bell	81
2008	Trevor Hoffman	30	2008	Jake Peavy	27	2008	Heath Bell	74
2009	Heath Bell	*42	2009	Kevin Correia	33	2009	Luke Gregerson	72
2010	Heath Bell	47	2010	Garland and Richard	33	2010	Luke Gregerson	80
2011	Heath Bell	43	2011	Latos and Stauffer	31	2011	Chad Qualls	77
2012	Huston Street	23	2012	Clayton Richard	#33	2012	Luke Gregerson	77
2013	Huston Street	33	2013	Eric Stults	33	2013	Luke Gregerson	73
2014	Huston Street	24	2014	Ian Kennedy	33	2014	Thayer and Torres	70
2015	Craig Kimbrel	39	2015	Ross and Shields	33	2015	Joaquin Benoit	67
2016	Fernando Rodney	17	2016	Christian Friedrich	23	2016	Brad Hand	*82
2017	Brad Hand	21	2017	Chacin and Richard	32	2017	Brad Hand	72
2018	Brad Hand	24	2018	Clayton Richard	27	2018	Craig Stammen	73
2019	Kirby Yates*	41	2019	Joey Lucchesi	30	2019	Craig Stammen	76
2020	Pomeranz and Rosenthal	4	2020	Davies/Lamet/Paddock	12	2020	Stammen and Johnson	24
2021	Mark Melancon	*39	2021	Joe Musgrove	31	2021	Tim Hill	78
2022	Taylor Rogers	28	2022	Darvish/Musgrove	30	2022	Luis Garcia	64

\*League Leader

#Tied for League Lead

## HISTORY & RECORDS

### CAREER BATTING LEADERS

Games		
1	Tony Gwynn	2,440
2	Garry Templeton	1,286
3	Dave Winfield	1,117
4	Tim Flannery	972
5	Gene Richards	939
6	Chase Headley	935
7	Will Venable	918
8	Wil Myers	888
9	Nate Colbert	866
10	Terry Kennedy	835

Hits		
1	Tony Gwynn	3,141
2	Garry Templeton	1,135
3	Dave Winfield	1,134
4	Gene Richards	994
5	Chase Headley	879
6	Brian Giles	872
7	Adrian Gonzalez	856
8	Phil Nevin	842
9	Terry Kennedy	817
10	Ryan Klesko	786

Runs Scored		
1	Tony Gwynn	1,383
2	Dave Winfield	599
3	Gene Richards	484
4	Brian Giles	470
5	Adrian Gonzalez	464
6	Ryan Klesko	449
7	Nate Colbert	442
8	Wil Myers	435
9	Garry Templeton	430
10	Phil Nevin	428

AVG		
1	Tony Gwynn	.338
2	Mark Loretta	.314
3	Bip Roberts	.298
4	Ken Caminiti	.295
5	Gene Richards	.291
6	Wally Joyner	.291
7	Adrian Gonzalez	.288
8	Phil Nevin	.288
9	Johnny Grubb	.286
10	Dave Winfield	.284

2B		
1	Tony Gwynn	543
2	Garry Templeton	195
3	Brian Giles	189
4	Chase Headley	187
5	Dave Winfield	179
6	Adrian Gonzalez	176
	Ryan Klesko	176
8	Wil Myers	171
9	Terry Kennedy	158
	Phil Nevin	158

AB		
1	Tony Gwynn	9,288
2	Garry Templeton	4,512
3	Dave Winfield	3,997
4	Gene Richards	3,414
5	Chase Headley	3,338
6	Brian Giles	3,129
7	Nate Colbert	3,080
8	Wil Myers	3,039
9	Terry Kennedy	2,987
10	Adrian Gonzalez	2,975

OBP		
1	Gene Tenace	.403
2	Tony Gwynn	.388
3	Fred McGriff	.388
4	Ken Caminiti	.384
5	Ryan Klesko	.381
6	Brian Giles	.380
7	Mark Loretta	.377
8	Wally Joyner	.376
9	Adrian Gonzalez	.374
10	Quilvio Veras	.366

3B		
1	Tony Gwynn	85
2	Gene Richards	63
3	Dave Winfield	39
	Will Venable	39
5	Garry Templeton	36
6	Cito Gaston	29
7	Steve Finley	28
8	Tim Flannery	25
	Brian Giles	25
10	Luis Salazar	24

BB		
1	Tony Gwynn	790
2	Brian Giles	509
3	Ryan Klesko	470
4	Dave Winfield	463
5	Gene Tenace	423
6	Adrian Gonzalez	403
7	Chase Headley	383
8	Nate Colbert	350
9	Wil Myers	339
10	Gene Richards	338

SLG		
1	Ken Caminiti	.540
2	Fred McGriff	.519
3	Adrian Gonzalez	.514
4	Phil Nevin	.503
5	Manny Machado	.492
6	Ryan Klesko	.491
7	Nate Colbert	.469
8	Dave Winfield	.464
9	Tony Gwynn	.459
10	Steve Finley	.458

HR		
1	Nate Colbert	163
2	Adrian Gonzalez	161
3	Phil Nevin	156
4	Dave Winfield	154
5	Tony Gwynn	135
6	Wil Myers	134
7	Ryan Klesko	133
8	Ken Caminiti	121
9	Manny Machado	108
10	Hunter Renfroe	89

SO		
1	Wil Myers	940
2	Chase Headley	864
3	Nate Colbert	773
4	Will Venable	722
5	Garry Templeton	684
6	Phil Nevin	669
7	Adrian Gonzalez	618
8	Cito Gaston	595
9	Dave Winfield	585
10	Khalil Greene	521

OPS		
1	Ken Caminiti	.924
2	Fred McGriff	.906
3	Adrian Gonzalez	.888
4	Ryan Klesko	.872
5	Phil Nevin	.862
6	Manny Machado	.855
7	Tony Gwynn	.847
8	Gene Tenace	.825
9	Dave Winfield	.821
10	Mark Loretta	.815

RBI		
1	Tony Gwynn	1,138
2	Dave Winfield	626
3	Phil Nevin	573
4	Adrian Gonzalez	501
5	Ryan Klesko	493
6	Nate Colbert	481
7	Wil Myers	433
8	Garry Templeton	427
9	Terry Kennedy	424
10	Brian Giles	415

SB		
1	Tony Gwynn	319
2	Gene Richards	242
3	Alan Wiggins	171
4	Bip Roberts	148
5	Ozzie Smith	147
6	Everth Cabrera	136
7	Dave Winfield	133
8	Will Venable	130
9	Enzo Hernandez	129
10	Garry Templeton	101

Min. 1,500 PA for AVG., OBP, SLG and OPS

## HISTORY & RECORDS

### CAREER PITCHING LEADERS

Wins		
1	Eric Show	100
2	Randy Jones	92
	Jake Peavy	92
4	Ed Whitson	77
5	Andy Ashby	70
6	Andy Benes	69
7	Andy Hawkins	60
8	Clayton Richard	58
9	Joey Hamilton	55
	Bruce Hurst	55

Losses		
1	Randy Jones	105
2	Eric Show	87
3	Clay Kirby	81
4	Andy Benes	75
5	Ed Whitson	72
6	Jake Peavy	68
	Clayton Richard	68
8	Trevor Hoffman	64
9	Steve Arlin	62
	Andy Ashby	62

Winning Percentage		
1	Bruce Hurst	.591
2	Jake Peavy	.575
3	Joey Hamilton	.556
4	Eric Show	.535
5	Adam Eaton	.534
6	Woody Williams	.531
7	Andy Ashby	.530
8	Ed Whitson	.517
9	Dave Dravecky	.515
10	Greg Harris	.513

Appearances		
1	Trevor Hoffman	902
2	Craig Lefferts	375
3	Luke Gregerson	363
4	Heath Bell	354
5	Eric Show	309
6	Scott Linebrink	306
7	Craig Stammen	300
8	Joe Thatcher	287
9	Rollie Fingers	265
10	Randy Jones	264

GS		
1	Randy Jones	253
2	Eric Show	230
3	Jake Peavy	212
4	Ed Whitson	208
5	Andy Benes	186
6	Andy Ashby	185
7	Clayton Richard	175
8	Andy Hawkins	172
9	Clay Kirby	170
10	Brian Lawrence	146

Shutouts		
1	Randy Jones	18
2	Steve Arlin	11
	Eric Show	11
4	Bruce Hurst	10
5	Andy Benes	8
6	Andy Hawkins	7
	Clay Kirby	7
8	Andy Ashby	6
	Dave Dravecky	6
	Dave Freisleben	6
	Fred Normon	6
	Ed Whitson	6

Saves		
1	Trevor Hoffman	552
2	Heath Bell	134
3	Rollie Fingers	108
4	Goose Gossage	83
5	Huston Street	80
6	Mark Davis	78
7	Craig Lefferts	64
8	Kirby Yates	56
9	Gary Lucas	49
10	Brad Hand	46

Innings Pitched		
1	Randy Jones	1,766.0
2	Eric Show	1,603.1
3	Ed Whitson	1,354.1
4	Jake Peavy	1,342.2
5	Andy Benes	1,235.0
6	Andy Ashby	1,212.0
7	Clay Kirby	1,128.0
8	Andy Hawkins	1,102.2
9	Clayton Richard	1,046.1
10	Trevor Hoffman	952.1

ERA		
1	Trevor Hoffman	2.76
2	Dave Dravecky	3.12
3	Bruce Hurst	3.27
4	Jake Peavy	3.29
5	Randy Jones	3.30
6	Andy Benes	3.57
7	Eric Show	3.59
8	Andy Ashby	3.59
9	Ed Whitson	3.69
10	Clay Kirby	3.73

SO		
1	Jake Peavy	1,348
2	Andy Benes	1,036
3	Trevor Hoffman	1,029
4	Eric Show	951
5	Andy Ashby	829
6	Clay Kirby	802
7	Ed Whitson	767
8	Clayton Richard	678
9	Randy Jones	677
?>	Joey Hamilton	639

BB		
1	Eric Show	593
2	Clay Kirby	505
3	Jake Peavy	435
4	Randy Jones	414
5	Andy Hawkins	412
6	Andy Benes	402
7	Clayton Richard	356
8	Steve Arlin	351
9	Ed Whitson	350
10	Dave Freisleben	346

Opponent AVG		
1	Trevor Hoffman	.211
2	Jake Peavy	.232
3	Andy Benes	.242
4	Clay Kirby	.243
5	Dave Dravecky	.243
6	Bruce Hurst	.244
7	Eric Show	.245
8	Ed Whitson	.256
9	Randy Jones	.256
10	Adam Eaton	.257

SO/9		
1	Trevor Hoffman	9.72
2	Jake Peavy	9.04
3	Andy Benes	7.55
4	Adam Eaton	7.04
5	Clay Kirby	6.4
6	Andy Ashby	6.16
7	Joey Hamilton	6.15
8	Bruce Hurst	6.08
9	Clayton Richard	5.83
10	Woody Williams	5.75

GIDP		
1	Randy Jones	176
2	Clayton Richard	139
3	Andy Ashby	122
4	Eric Show	114
5	Ed Whitson	103
6	Brian Lawrence	98
	Jake Peavy	98
8	Joey Hamilton	97
9	Andy Hawkins	88
10	Dave Dravecky	74

Min. 750.0 IP for ERA, Winning Percentage, SO/9 and Opponent AVG.

## HISTORY & RECORDS

### SINGLE-SEASON BATTING LEADERS

Games Played			
1	Dave Winfield	1980	162
	Steve Garvey	1985	162
	Joe Carter	1990	162
	Adrian Gonzalez	2008	162
	Freddy Galvis	2018	162
6	Steve Garvey	1984	161
	Steve Finley	1996	161
	Adrian Gonzalez	2007	161
	Chase Headley	2010	161
	Chase Headley	2012	161

AVG.			
1	Tony Gwynn	1994	.394
2	Tony Gwynn	1997	.372
3	Tony Gwynn	1987	.370
4	Tony Gwynn	1995	.368
5	Tony Gwynn	1993	.358
6	Tony Gwynn	1984	.351
7	Tony Gwynn	1989	.336
8	Mark Loretta	2004	.335
9	Gary Sheffield	1992	.330
10	Tony Gwynn	1986	.329

OBP			
1	Tony Gwynn	1994	.454
2	Tony Gwynn	1987	.447
3	Brian Giles	2005	.423
4	Gene Tenace	1977	.415
5	Rickey Henderson	1996	.410
6	Jack Clark	1989	.410
7	Tony Gwynn	1984	.410
8	Tony Gwynn	1997	.409
9	Ken Caminiti	1996	.408
10	Adrian Gonzalez	2009	.407

SLG			
1	Ken Caminiti	1996	.621
2	Fernando Tatis Jr.	2021	.611
3	Wil Myers	2020	.606
4	Greg Vaughn	1998	.597
5	Phil Nevin	2001	.588
6	Gary Sheffield	1992	.580
	Manny Machado	2020	.580
8	Fernando Tatis Jr.	2020	.571
9	Tony Gwynn	1994	.568
10	Dave Winfield	1979	.558

OPS			
1	Ken Caminiti	1996	1.028
2	Tony Gwynn	1994	1.022
3	Phil Nevin	2001	.976
4	Fernando Tatis Jr.	2021	.975
5	Gary Sheffield	1992	.965
6	Greg Vaughn	1998	.960
7	Wil Myers	2020	.959
8	Adrian Gonzalez	2009	.958
9	Tony Gwynn	1987	.958
10	Tony Gwynn	1997	.957

Hits				
1	Tony Gwynn	1997	220	
2	Tony Gwynn	1987	218	
3	Tony Gwynn	1984	213	
4	Tony Gwynn	1986	211	
5	Mark Loretta	2004	208	
6	Tony Gwynn	1989	203	
7	Tony Gwynn	1985	197	
	Tony Gwynn	1995	197	
9	Steve Finley	1996	195	
10	Gene Richards	1980	193	

2B				
1	Tony Gwynn	1997	49	
2	Mark Loretta	2004	47	
3	Adrian Gonzalez	2007	46	
4	Steve Finley	1996	45	
5	Khalil Greene	2007	44	
6	Terry Kennedy	1982	42	
7	Tony Gwynn	1993	41	
8	Steve Finley	1998	40	
	Brian Giles	2008	40	
10	Ryan Klesko	2002	39	
	Yonder Alonso	2012	39	

3B				
1	Tony Gwynn	1987	13	
	Dave Roberts	2006	13	
3	Gene Richards	1978	12	
	Gene Richards	1981	12	
5	Bill Almon	1977	11	
	Gene Richards	1977	11	
	Tony Gwynn	1991	11	
8	Willie Davis	1976	10	
	Dave Winfield	1979	10	
	Tony Gwynn	1984	10	
	Tony Gwynn	1990	10	
	Dave Roberts	2005	10	

HR				
1	Greg Vaughn	1998	50	
2	Fernando Tatis Jr.	2021	42	
3	Phil Nevin	2001	41	
4	Ken Caminiti	1996	40	
	Adrian Gonzalez	2009	40	
6	Nate Colbert	1970	38	
	Nate Colbert	1972	38	
8	Adrian Gonzalez	2008	36	
9	Fred McGriff	1992	35	
10	Dave Winfield	1979	34	
	Phil Plantier	1993	34	

RBI				
1	Ken Caminiti	1996	130	
2	Phil Nevin	2001	126	
3	Tony Gwynn	1997	119	
	Greg Vaughn	1998	119	
	Adrian Gonzalez	2008	119	
6	Dave Winfield	1979	118	
7	Joe Carter	1990	115	
	Chase Headley	2012	115	
9	Ryan Klesko	2001	113	
10	Nate Colbert	1972	111	

Runs Scored				
1	Steve Finley	1996	126	
2	Tony Gwynn	1987	119	
3	Greg Vaughn	1998	112	
4	Rickey Henderson	1996	110	
5	Ken Caminiti	1996	109	
6	Mark Loretta	2004	108	
7	Tony Gwynn	1986	107	
8	Alan Wiggins	1984	106	
9	Ryan Klesko	2001	105	
10	Three Players		104	

AB				
1	Steve Finley	1996	655	
2	Steve Garvey	1985	654	
3	Adrian Gonzalez	2007	646	
4	Gene Richards	1980	642	
	Tony Gwynn	1986	642	
6	Joe Carter	1990	634	
7	Kevin Kouzmanoff	2008	624	
8	Roberto Alomar	1989	623	
9	Tony Gwynn	1985	622	
	Tony Fernandez	1992	622	

BB				
1	Jack Clark	1989	132	
2	Gene Tenace	1977	125	
	Rickey Henderson	1996	125	
4	Brian Giles	2005	119	
	Adrian Gonzalez	2009	119	
6	Gene Tenace	1979	105	
	Fred McGriff	1991	105	
8	Jack Clark	1990	104	
	Brian Giles	2006	104	
10	Gene Tenace	1978	101	

SO				
1	Wil Myers	2017	180	
2	Wil Myers	2019	168	
3	Eric Hosmer	2019	163	
4	Mike Cameron	2007	160	
	Wil Myers	2016	160	
6	Justin Upton	2015	159	
7	Chase Headley	2012	157	
8	Hunter Renfroe	2019	154	
9	Fernando Tatis Jr.	2021	153	

SB				
1	Alan Wiggins	1984	70	
2	Alan Wiggins	1983	66	
3	Gene Richards	1980	61	
4	Ozzie Smith	1980	57	
5	Gene Richards	1977	56	
	Tony Gwynn	1987	56	
7	Jerryumphrey	1980	52	
8	Dave Roberts	2006	49	
9	Bip Roberts	1990	46	
10	Everth Cabrera	2012	44	

## HISTORY & RECORDS

### SINGLE-SEASON PITCHING LEADERS

Wins			
1	Randy Jones	1976	22
2	Gaylord Perry	1978	21
3	Randy Jones	1975	20
4	Jake Peavy	2007	19
5	Andy Hawkins	1985	18
	Kevin Brown	1998	18
7	Andy Ashby	1998	17
8	Yu Darvish	2022	16
	Tim Lollar	1982	16
	LaMarr Hoyt	1985	16
	Eric Show	1988	16
	Ed Whitson	1989	16

Losses			
1	Randy Jones	1974	22
2	Steve Arlin	1972	21
3	Clay Kirby	1969	20
4	Steve Arlin	1971	19
	Bill Greif	1974	19
	Bobby Jones	2001	19
7	Clay Kirby	1973	18
	Bob Shirley	1977	18
9	Joe Niekro	1969	17
	Dave Roberts	1971	17
	Bill Greif	1973	17
	Matt Clement	2000	17
	Eric Stults	2014	17

Winning Percentage			
1	Gaylord Perry	1978	0.778
	Dennis Rasmussen	1988	0.778
3	Jake Peavy	2007	0.760
4	Butch Metzger	1976	0.733
5	Kevin Brown	1998	0.720
6	Jake Peavy	2004	0.714
7	Woody Williams	2006	0.706
8	Andy Hawkins	1985	0.692
9	Adam Eaton	2005	0.688
	Chris Young	2006	0.688

(min. 15 decisions)

Appearances			
1	Craig Lefferts	1986	83
2	Brad Hand	2016	82
3	Heath Bell	2007	81
4	Cla Meredith	2007	80
	Luke Gregerson	2010	80
6	Rollie Fingers	1977	78
7	Tim Hill	2021	78
	Lance McCullers	1987	78

Games Started			
1	Randy Jones	1976	40
2	Randy Jones	1979	39
3	Steve Arlin	1972	37
	Gaylord Perry	1978	37
5	Clay Kirby	1971	36
	Randy Jones	1975	36
	Randy Jones	1978	36
8	Clay Kirby	1969	35
	Bill Greif	1974	35
	Bob Shirley	1977	35
	Eric Show	1985	35
	Andy Hawkins	1986	35
	Kevin Brown	1998	35

Complete Games			
1	Randy Jones	1976	25
2	Randy Jones	1975	18
3	Dave Roberts	1971	14
4	Clay Kirby	1971	13
	Eric Show	1988	13
6	Steve Arlin	1972	12
7	Steve Arlin	1971	10
	Fred Norman	1972	10
	Gaylord Perry	1979	10
	Bruce Hurst	1989	10

Shutouts			
1	Fred Norman	1972	6
	Randy Jones	1975	6
3	Randy Jones	1976	5
4	Steve Arlin	1971	4
	Bruce Hurst	1990	4
	Bruce Hurst	1992	4
7	13 Players		3

Saves			
1	Trevor Hoffman	1998	53
2	Heath Bell	2010	47
3	Trevor Hoffman	2006	46
4	Mark Davis	1989	44
5	Trevor Hoffman	2000	43
	Trevor Hoffman	2001	43
	Trevor Hoffman	2005	43
	Heath Bell	2011	43
9	Trevor Hoffman	1996	42
	Trevor Hoffman	2007	42
	Heath Bell	2009	42

IP			
1	Randy Jones	1976	315.1
2	Randy Jones	1975	285.0
3	Dave Roberts	1971	269.2
4	Clay Kirby	1971	267.1
5	Randy Jones	1979	263.0
6	Gaylord Perry	1978	260.2
7	Kevin Brown	1998	257.0
8	Randy Jones	1978	253.0
9	Pat Dobson	1970	251.0
10	Steve Arlin	1972	250.0

ERA			
1	Dave Roberts	1971	2.10
2	Randy Jones	1975	2.24
3	Jake Peavy	2004	2.27
4	Kevin Brown	1998	2.38
5	Jake Peavy	2007	2.54
6	Ed Whitson	1990	2.60
7	Ed Whitson	1989	2.66
8	Bruce Hurst	1989	2.69
9	Gaylord Perry	1978	2.73
10	Randy Jones	1976	2.74

SO			
1	Kevin Brown	1998	257
2	Jake Peavy	2007	240
3	Clay Kirby	1971	231
4	Jake Peavy	2005	216
	James Shields	2015	216
6	Jake Peavy	2006	215
7	Tyson Ross	2015	212
8	Ian Kennedy	2014	207
9	Joe Musgrove	2021	203
10	Yu Darvish	2021	199

BB			
1	Matt Clement	2000	125
2	Steve Arlin	1972	122
3	Clay Kirby	1970	120
4	Clay Kirby	1972	116
5	Dave Freisleben	1974	112
6	Joey Hamilton	1998	106
7	Tim Lollar	1984	105
	Edinson Volquez	2012	105
9	Steve Arlin	1971	103
	Clay Kirby	1971	103

Opponent AVG			
1	Chris Young	2007	.192
2	Chris Young	2006	.206
3	Yu Darvish	2022	.207
4	Jake Peavy	2007	.208
5	Joe Musgrove	2021	.213
6	Clay Kirby	1971	.216
7	Matt Latos	2010	.217
8	Jake Peavy	2005	.217
9	Yu Darvish	2021	.222
10	Tim Lollar	1982	.224

SO/9			
1	Yu Darvish	2021	10.77
2	Joe Musgrove	2021	10.08
3	Andy Benes	1994	9.87
4	Tyson Ross	2015	9.73
5	Jake Peavy	2007	9.67
6	James Shields	2015	9.61
7	Jake Peavy	2005	9.58
8	Jake Peavy	2006	9.56
9	Jake Peavy	2004	9.36
10	Ian Kennedy	2015	9.30


GIDP			
1	Randy Jones	1978	36
2	Randy Jones	1975	35
3	Randy Jones	1976	34
4	Luis Perdomo	2017	32
	Clayton Richard	2017	32
6	Brian Lawrence	2002	29
7	Matt Clement	1999	28
8	Clay Hensley	2006	27
9	Clayton Richard	2010	26
10	Andy Ashby	1998	25
	Jon Garland	2010	25

Min. 162.0 IP for ERA, Opponent AVG. and SO/9

## HISTORY & RECORDS

### PADRES NO-HITTER

No.	Pitcher(s)	Date	Opponent	Notes
1	Joe Musgrove	April 9, 2021	@ TEX	San Diego native Joe Musgrove struck out 10 and missed a perfect game by hitting Joey Gallo in the 4th with 2 outs. The final out was a ground ball hit by Isiah Kiner-Falefa to SS Ha-Seong Kim to 1B Jurickson Profar.



Joe Musgrove celebrates with his teammates on April 9, 2021 @ Globe Life Field in Arlington after throwing the Padres' first no-hitter in franchise history. It ended a drought of 8,205 games without a no-hitter, the longest streak in baseball history before getting a team's first no-hitter. Prior to the no-hitter, the Padres were the only active MLB team to have never thrown a no-hitter.

### NO-HITTERS BY PADRES OPPONENTS

No.	Pitcher(s)	Date/Location	Score	Notes
1	PIT's RHP Dock Ellis	June 12, 1970/San Diego Stadium (G1)	PIT 2, SD 0	8 bb, 1 hbp
2	CHC's RHP Milt Pappas	September 2, 1972/Wrigley Field	CHC 8, SD 0	1 bb
3	ATL's RHP Phil Niekro	August 5, 1973/Fulton County Stadium	ATL 9, SD 0	3 bb, 1 error
4	ATL's RHP Kent Mercker (starter), RHP Mark Wohlers, RHP Alejandro Pena	September 11, 1991/Fulton County Stadium	ATL 9, SD 0	2 bb, 1 error
5	FL's RHP A.J. Burnett	May 12, 2001/Qualcomm Stadium	FL 3, SD 0	9 bb, 1 hbp
6	STL's LHP Bud Smith	September 3, 2001/Qualcomm Stadium	STL 2, SD 0	4 bb, 1 error
7	SF's LHP Jonathan Sanchez	July 10, 2009/AT&T Park	SF 8, SD 0	1 error
8	SF's RHP Tim Lincecum	July 13, 2013/Petco Park	SF 9, SD 0	4 bb, 1 hbp
9	SF's RHP Tim Lincecum	June 25, 2014/AT&T Park	SF 4, SD 0	1 bb
10	LAD's RHP Walker Buehler (starter), LHP Tony Cingrani, RHP Yimi Garcia, LHP Adam Liberatore	May 4, 2018/Estadio de Beisbol Monterrey	LAD 4, SD 0	5 bb
11	ARI's LHP Tyler Gilbert	August 14, 2021/Chase Field	ARI 7, SD 0	3 bb

## HISTORY & RECORDS

No-Hitter into 8 <sup>th</sup> inning + (25)				
No.	Pitcher(s)	Date	Opponent	Result
1	Clay Kirby	July 21, 1970	vs. NYM	Preston Gomez lifted Kirby after 8 no-hit IP. Jack Baldschun allowed a single to Bud Harrelson to start the 9th.
2	Clay Kirby	Sept. 13, 1971	@HOU	John Edwards doubled with 1 out in the eighth.
3	Clay Kirby	Sept. 18, 1971	@SF	Willie McCovey homered with 0 outs in the eighth.
4	Steve Arlin	July 18, 1972	vs. PHI	Denny Doyle singled with 2 outs in the ninth.
5	Randy Jones	July 3, 1975	vs. CIN	Bill Plummer doubled in the eighth.
6	Dave Freisleben	June 12, 1976	vs. PHI	Garry Maddox singled to lead off the eighth.
7	Tom Griffin	Sept. 13, 1976	vs. SF	Ken Reitz singled to lead of the eighth.
8	Brent Strom	Sept. 29, 1976	vs. CIN	George Foster doubled to lead off the eighth.
9	Bob Owchinko	July 16, 1977	vs. LAD	Steve Garvey reached on a bunt single with 1 out in the eighth.
10	Greg Harris	July 14, 1991	@NYM	Mackey Sasser led off the 8th with a double.
11	Andy Benes, Mike Maddux	Aug. 3, 1991	@ATL	Andy Benes tossed 6.0 hitless innings and was relieved by Mike Maddux. Maddux surrendered a leadoff HR to Ron Gant in the eighth.
12	Andy Benes	July 3, 1994	vs. NYM	Rico Brogna hit a leadoff double in the eighth.
13	Andy Ashby	Sept. 5, 1997	vs. ATL	Kenny Lofton led off the ninth with a single to RF on a 3-2 pitch.
14	Sterling Hitchcock	June 27, 1998	vs. ANA	Phil Nevin homers on the first pitch of the eighth.
15	Adam Eaton	July 3, 2004	vs. KC	Dee Brown doubled off the left field wall to open the eighth.
16	Chris Young	May 30, 2006	vs. COL	Brad Hawpe led off the eighth with a double to RF.
17	Chris Young	Sept. 22, 2006	vs. PIT	PH Joe Randa hit a 2-run homer to CF with 1 out in the ninth.
18	Chris Young	Sept. 7, 2008	@MIL	Gabe Kapler homered with 2 out in the eighth.
19	Aaron Harang, Josh Spence, Chad Qualls, Mike Adams and Luke Gregerson	July 9, 2011	@LAD	Luke Gregerson allowed a 2-out double to Juan Uribe in the 9th.
20	Odrisamer Despaigne	July 20, 2014	vs. NYM	Daniel Murphy doubled with 2 out in the eighth.
21	Tyson Ross	April 20, 2018	@ARI	Christian Walker doubled to CF with 1 out in the eighth inning. It was the D-Backs sole hit of the game.
22	Jordan Lyles	May 15, 2018	vs. COL	Trevor Story singled with 1 out in the eighth.
23	Chris Paddack	July 17, 2019	@MIA	Starlin Castro hit a solo home run to open the eighth.
24	Joe Musgrove	April 9, 2021	@TEX	Tossed the Padres' 1st and sole no-hitter in club history
25	Joe Musgrove	June 2, 2022	@MIL	Lost his bid for another no-hitter with 2 outs in the 8th

1-Hitters by Padres Pitching (31)				
No.	Pitcher(s)	Date	Opponent	Hit By/Inning
1	Dick Kelley	July 6, 1969	vs. HOU (G2)	Menke, single in second
2	Clay Kirby	September 18, 1971	@SF	McCovey, homer in eighth
3	Steve Arlin	June 23, 1972	vs. SF	Maddox, triple in second
4	Dan Spillner	June 19, 1974	@CHC	Monday, single in third
5	Randy Jones	May 19, 1975	vs. STL	Melendez, single in seventh
6	Randy Jones	July 3, 1975	vs. CIN	Plummer, double in eighth
7	Eric Rasmussen	September 28, 1979	@SF	Evans, single in second
8	Juan Eichelberger	June 2, 1982	@CHC	Thompson, infield single in second
9	Dave Dravecky	July 30, 1984	vs. LAD	Russell, double in seventh
10	Mark Thurmond	April 30, 1986	vs. STL	McGee, single in seventh
11	Jimmy Jones	September 21, 1986	@HOU	Knepper, triple in third
12	Andy Hawkins	April 24, 1988	vs. HOU	Doran, single in seventh
13	Bruce Hurst	April 10, 1989	vs. ATL	L. Smith, homer in third
14	Greg Harris, Craig Lefferts	July 14, 1991	@NYM	Sasser, double in eighth
15	Bruce Hurst	May 18, 1992	vs. NYM	Walker, infield single in sixth
16	Andy Benes, Gene Harris	July 7, 1993	@NYM	Kent, infield single in second
17	Andy Benes	July 3, 1994	vs. NYM	Brogna, double in eighth
18	Hitchcock, Hoffman	April 5, 1997	vs. PHI	Brogna, double in fifth
19	Kevin Brown	August 16, 1998	vs. MIL (G1)	Burnitz, single in seventh
20	Chris Young, Cla Meredith	September 22, 2006	vs. PIT	Randa, homer in ninth
21	Chad Gaudin, Heath Bell	June 28, 2009	@TEX	Young, single in first
22	Mat Latos, Greg Burke, Mike Ekstrom	July 29, 2009	@CIN	Hairston Jr., homer in fourth
23	C. Richard, M. Adams, L. Gregerson	September 30, 2009	vs. LAD	Kemp, single in first
24	Mat Latos	May 13, 2010	@SF	Whiteside infield single in sixth
25	Cory Luebke, Ernesto Frieri	September 19, 2011	@COL	Ellis homer in sixth
26	Edinson Volquez	July 19, 2012	vs. HOU	Downs infield single in fourth
27	Andrew Cashner	September 16, 2013	@PIT	Tabata single to lead off seventh
28	Andrew Cashner	April 11, 2014	vs. DET	Davis single to center in sixth
29	Tyson Ross, Brad Hand	April 20, 2018	@ARI	Walker double to center in eighth
30	Jordan Lyles, Kirby Yates, Brad Hand	May 15, 2018	vs. COL	Story single to left in eighth
31	Joe Musgrove & Craig Stammen	June 3, 2022	@MIL	Wong doubled off Musgrove with two outs in the eighth



## HISTORY & RECORDS

### HOME RUN HISTORY

#### INSIDE-THE-PARK HR BY PADRES (22)

No.	Player	Date	Opponent
1	Dave W. Roberts	September 29, 1973	vs. LAD
2	Derrel Thomas	June 14, 1974	@MON
3	Luis Salazar	July 8, 1982	@PHI
4	Gene Richards	July 10, 1982	@NYM
5	Gene Richards	September 26, 1982	@ATL
6	Carmelo Martinez	September 2, 1984	@NYM
7	Garry Templeton	September 17, 1987	vs. ATL
8	John Kruk	September 24, 1987	@CIN
9	Tony Gwynn	July 29, 1988	vs. CIN
10	Bip Roberts	April 28, 1990	vs. PIT
11	Jack Howell	August 16, 1991	vs. ATL
12	Tony Gwynn*	June 26, 1997	@LAD
13	Bret Boone	May 11, 2000	@CIN
14	Ruben Rivera	July 18, 2000	vs. ANA
15	Sean Burroughs	May 16, 2003	vs. ATL
16	Kyle Blanks	August 18, 2009	vs. CHC
17	Tony Gwynn	June 13, 2010	vs. SEA
18	Tony Gwynn	July 17, 2010	vs. ARI
19	Chris Denorfia	August 5, 2010	@LAD
20	Everth Cabrera	June 8, 2012	@MIL
21	Jake Cronenworth	May 19, 2021	vs. COL
22	Jake Cronenworth	August 17, 2021	@COL

\*Grand Slam

#### INSIDE-THE-PARK HR BY OPPONENT (40)

No.	Player	Date	Opponent
1	Denny Doyle	July 18, 1970	vs. PHI
2	Cesar Geronimo	July 2, 1972	vs. CIN
3	Joe Morgan	May 18, 1973	@CIN
4	Pete Rose	June 29, 1973	@CIN
5	Paul Casanova	August 5, 1973	@ATL
6	Tito Fuentes	September 23, 1973	@ATL
7	Mike Schmidt	April 27, 1974	vs. PHI
8	Lou Brock	June 18, 1976	@STL
9	Heity Cruz	June 18, 1976	@STL
10	Bob Boone	July 10, 1976	@PHI
11	Ellis Valentine	May 21, 1977	@MON
12	Pete Rose	September 7, 1978	@CIN
13	Jerry White	June 12, 1980	@MON
14	Larry Bowa	August 21, 1980	@PHI
15	Tim Raines	May 7, 1981	@MON
16	Ken Caminiti	May 22, 1993	vs. HOU
17	Mitch Webster	June 21, 1994	vs. LAD
18	Reggie Sanders	April 29, 1995	vs. CIN
19	Ron Gant*	May 4, 1996	vs. STL
20	Vinny Castilla	July 13, 1996	@COL
21	Ron Gant	April 20, 1997	vs. STL
22	Kenny Lofton	May 27, 1997	vs. ATL
23	Barry Bonds	September 21, 1997	vs. SF
24	Mike Lansing	September 6, 1998	@COL
25	Luis Gonzalez	July 28, 2002	@ARI
26	Jimmy Rollins	August 4, 2004	vs. PHI
27	Dustan Mohr	July 10, 2005	@COL
28	Kelly Stinnett	August 29, 2005	vs. ARI
29	Kazuo Matsui	April 20, 2006	vs. NYM
30	Dallas McPherson	June 17, 2006	vs. LAA
31	Garrett Atkins	September 23, 2007	vs. COL
32	Clint Barmes	September 22, 2009	@COL
33	Stephen Drew	April 5, 2010	@ARI
34	Shane Victorino	April 24, 2011	vs. PHI
35	Justin Upton	August 25, 2012	@ARI
36	Kurt Suzuki	May 20, 2014	vs. MIN
37	Orlando Arcia	June 17, 2017	vs. MIL
38	JT Riddle	May 29, 2018	vs. MIA
39	Ian Desmond	June 14, 2019	@COL
40	Jordan Luplow	June 21, 2022	vs. ARI

\*Paradise Series in Honolulu, HI

#### ALL-TIME GRAND SLAM LEADERS

Rk.	Player	Grand Slams
1	Phil Nevin	7
2	Nate Colbert	5
	Hunter Renfroe	5
4	Steve Finley	4
	Adrian Gonzalez	4
	Manny Machado	4

#### ALL-TIME PADRES PITCHERS HOME RUN LEADERS

Rk.	Pitcher	Home Runs
1	Tim Lollar	8
2	Mike Corkins	5
3	Andy Benes	4
	Eric Show	4
	Joey Hamilton	4

#### STATCAST HOME RUN DISTANCE LEADERS (SINCE '15)

Rk.	Player	HR Distance	Date
1	Franchy Cordero	489'	April 20, 2018 @ ARI
2	Tommy Pham	486'	August 17, 2021 @ COL
3	Franmil Reyes	479'	June 5, 2018 vs. ATL
4	Fernando Tatis Jr.	477'	June 16, 2021 @ COL
	Franmil Reyes	477'	August 5, 2018 @ CHC
5	Hunter Renfroe	470'	May 11, 2019 @ COL

## HISTORY & RECORDS

### SINGLE-SEASON RECORDS

#### Club General

##### Wins and Losses

Best Record, Overall	.617 (37-23), 2020
Best Record, Home	.667 (54-27), 1998
Best Record, Road	.571 (16-12), 2020
Most Wins, Home	54, 1998
Most Wins, Road	46, 1996
Most Losses, Home	54, 1972
Most Losses, Road	57, 1969 and 1974
Fewest Wins, Home (min 81 games)	28, 1969
Fewest Wins, Road (min 81 games)	24, 1969 and 1974
Fewest Losses, Home (min 81 games)	27, 1998
Fewest Losses, Road (min 81 games)	35, 1996
Most Wins Against Single Club	14, 3x (ARI in 2022, SF in 2007, HOU in 1990)
Most Wins Against Single Club, Home	8, 8x, last vs. ARI, 2013
Most Wins Against Single Club, Road	7, 12x, last @ ARI & SF, 2022
Most Losses Against Single Club	17, vs. Atlanta, 1974
Most Losses Against Single Club, Home	9, 2x, vs. LA, 1971 and vs. ATL, 1974
Most Losses Against Single Club, Road	9, 2x, @ATL, 1980 and @ARI, 2002
Most Wins In Single Month	22 in May, 2005
Most Losses In Single Month	23 in May, 2003

##### Shutouts

Most Played	34, 2x, 1972 and 1976
Most Won	20, 2x, 2007 and 2010
Most Lost	23, 2x, 1969 and 1976
Most Won, Home	14, 2007
Most Won, Road	13, 1985
Most Lost, Home	13, 2001
Most Lost, Road	15, 1969
Most Wins via Shutout Against Single Club	5, 2x, vs. HOU, 1984 and vs. LAD, 2002
Most Losses via Shutout Against Single Club	5, 9x, last by SF, 2015
Fewest Wins, Road (min 81 games)	24, 1969 and 1974

##### Season Series Sweeps

Season Sweep by Padres	8x, last @ CIN (6-0), 2022
Season Sweep by Opposition	17x, last vs. LAA (0-3), 2018
Sweeps by Padres in San Diego	58x, last vs. CIN (3-0), 2022
Sweeps by Opposition in San Diego	52x, last vs. CLE (0-2), 2022
Sweeps by Padres on Road	23x, last @ CHC (4-0), 2022
Sweeps by Opposition on Road	62x, last @ STL (0-3), 2022

##### One-Run Games

Most Played	65, 1980
Most Won	34, 1978 and 1984
Most Lost	37, 1970
Most Won, Home	25, 2014
Most Won, Road	15, 1978 and 1984
Most Lost, Home	20, 1972
Most Lost, Road	22, 1970, '79 and '93
Fewest Won (non-shortened seasons)	16, 2008
Fewest Lost	15, 2001, '04
Fewest Won, Home	8, 2017
Fewest Won, Road	3, 2008
Fewest Lost, Home	3, 1974
Fewest Lost, Road	7, 1997

##### Extra-Inning Games

Most Played	24, 1996 & 2000
Most Won	13, 1996
Most Lost	14, 1972, 1992

##### Doubleheaders

Most Won	5, 1977, 1971
Most Lost	8, 1969
Best Record	5-1-2, 1977

##### 1-0 Games

Most Won	6, 2x, 1985 & 2010
Most Lost	6, 2011

##### Vs. Right-Handed Starters

Most Won	71, 2006
Most Lost	93, 1969

##### Vs. Left-Handed Starters

Most Won	32, 1984, 1990 & 1992
Most Lost	37, 2008 & 2018

##### Starters

Most Won	68, 1988, 1989
Most Lost	89, 1969

##### Relievers

Most Won	43, 2021
Most Lost	35, 2002

##### Players Used

Most	59, 2002 and 2008
Fewest	31, 1984

##### Pitchers Used

Most	37, 2002#
Fewest	12, 1973

\* Major League Record  
+ Ties Major League Record  
# National League Record

## HISTORY & RECORDS



### SINGLE-SEASON RECORDS

Club Batting	Highest/Most	Lowest/Fewest
Batting Average	.275 in 1994	.225 in 1969
At-Bats	5,655 in 1996	5,294 in 2014
Runs Scored	795 in 1997	468 in 1969
Hits	1,521 in 2004	1,199 in 2014
Singles	1,105 in 1980	804 in 2017
Doubles	322 in 2007	180 in 1969
Triples	52 in 1982	16 in 1997
Home Runs	219 in 2017	64 in 1976
Home Runs at Home	101 in 2019	29 in 1980
Home Runs on the Road	118 in 2019	34 in 1976
Grand Slams	10 in 2001	0 in 1973, '79, '82, '87
RBI	761 in 1997	431 in 1969
XBH	524 in 2007	305 in 1980
Total Bases	2,322 in 2006	1,764 in 1969
SLG	.416 in 2006	.329 in 1969
Pinch-Hits	74 in 1986	35 in 1985, '88
PH Game-Winning RBI	9 in 2013	0 in 2011, '16, '20, '21
PH Batting Average	.276 in 1978	.161 in 2011
PH Home Runs	11 in 2014	1 in 1979, '87, '22
Stolen Bases	239 in 1980	36 in 2008
Caught Stealing	91 in 1987	17 in 2008
Home Runs vs. Single NL Club	29 vs. COL, 2019	0 vs. PIT, 2014
Strikeouts	1,581 in 2019	716 in 1976
Walks	678 in 2001	401 in 1973
Left on Base	1,239 in 1980	965 in 2016
HBP	61 in 2021	9 in 1989
Sacrifice Bunts	133 in 1975	17 in 2022
Sacrifice Flies	66 in 2004	19 in 1971
GIDP	146 in 1996	81 in 1978
Shutouts	23 in 1969 & '76	3 in 2004

Club Pitching	Highest/Most	Lowest/Fewest
ERA	4.98 in 1997	3.27 in 2014
Complete Games	47 in 1976	0 in 2011, '18, '19, '22
Strikeouts	1,517 in 2021	652 in 1976
Walks Allowed	715 in 1974	422 in 2004
Hits	1,581 in 1997	1,263 in 2022
Runs Allowed	891 in 1997	577 in 2014
Saves	59 in 1998	18 in 1976
Wild Pitches	73 in 1999 & 2017	23 in 1985
Balks	25 in 1977	2 in 2004 & 2013
Hit Batsmen	88 in 2022	12 in 1978, '80
Home Runs Allowed	226 in 2017	74 in 1978
Home Runs Allowed vs. Single NL Club	37 by COL, 2001	1, several occasions
Shutouts	20 in 2007, '10	2 in 1997

Club Fielding	Highest/Most	Lowest/Fewest
Fielding Percentage	.988 in 2010	.971 in 1975, '77
Errors Committed	189 in 1977	72 in 2010
Double Plays Turned	178 in 2017	0 in 1973
Putouts	4,467 in 1996	4,263 in 1999
Assists	2,012 in 1980	1,362 in 2022
Outfield Assists	54 in 1980	15 in 1996
Total Chances	6,543 in 1980	5,768 in 2022
Passed Balls	22 in 1987	2 in 1992

*All club records are only in seasons with at least 162 games played*

## HISTORY & RECORDS

### SINGLE-SEASON RECORDS

#### Individual Batting

Batting Average	.394, Tony Gwynn (1994)
SLG	.621, Ken Caminiti (1996)
Games Played	162, Dave Winfield (1980), Steve Garvey (1985), Joe Carter (1990), Adrian Gonzalez (2008), Freddy Galvis (2018)
Runs Scored	126, Steve Finley (1996)
Hits	220, Tony Gwynn (1997)
Total Bases	348, Steve Finley (1996)
Singles	177, Tony Gwynn (1984)
Doubles	49, Tony Gwynn (1997)
Triples	13, Tony Gwynn (1987), Dave Roberts (2006)
Home Runs	50, Greg Vaughn (1998)
Most Games with HR from both sides of the plate	4, Ken Caminiti (1996)
RBI	130, Ken Caminiti (1996)
Grand Slams	4, Phil Nevin (2001)
Game-Winning RBI	21, Gary Sheffield (1992)
Pinch-Hit Average (min. 20 AB)	.478, Terry Kennedy (1986)
Pinch-Hits	21, Merv Rettenmund (1977)
Stolen Bases	70, Alan Wiggins (1984)
Strikeouts Most	180, Wil Myers (2017)
Strikeouts, Fewest (min. 502 PA)	15, Tony Gwynn (1995)
Walks	132, Jack Clark (1989)
Intentional Walks	35, Adrian Gonzalez (2010)
Sacrifice Bunts	28, Ozzie Smith (1978)
Sacrifice Flies	16, Mark Loretta (2004)
Hit Batsmen	17, Carlos Quentin (2012)
GIDP, Most	25, Steve Garvey (1984 and 1985), Kevin Kouzmanoff (2009)
GIDP, Fewest (min. 502 PA)	2, Alan Wiggins (1984), Jake Cronenworth (2022)





**SINGLE-SEASON RECORDS**

**Individual Pitching**

Appearances, Most	83, Craig Lefferts (1986)
Complete Games	25, Randy Jones (1976)
Games Started	40, Randy Jones (1976)
Games Finished	69, Rollie Fingers (1977)
Shutouts	6, Fred Norman (1972), Randy Jones (1975)
Wins, Most	22, Randy Jones (1976)
Win/Loss Percentage (min. 15 decisions)	.778, Gaylord Perry (21-6 in 1978) and Dennis Rasmussen (14-4 in 1988)
Losses, Most	22, Randy Jones (1974)
Innings Pitched	315.1, Randy Jones (1976)
Runs Allowed	137, Bobby J. Jones (2001)
Earned Runs Allowed	117, Bill Greif (1974) and Matt Clement (2000)
Hits Allowed	274, Randy Jones (1976)
Walks Allowed	125, Matt Clement (2000)
Strikeouts	257, Kevin Brown (1998)
SO/9 (min. 162.0 IP)	9.87, Andy Benes (1994)
ERA, Lowest (min. 162.0 IP)	2.10, Dave Roberts (1971)
Home Runs Allowed	37, Kevin Jarvis and Bobby J. Jones (2001)
Saves	53, Trevor Hoffman (1998)
Hit Batsmen	24, Austin Adams (2021)
Wild Pitches	23, Matt Clement (2000)
Balks	6, Tom Griffin and Bob Shirley (1977)

**Individual Fielding**

Errors Committed, Most	41, Bill Almon (1977)
Putouts, Most	1,470, Adrian Gonzalez (2007)
Double Plays Turned, Most	147, Wil Myers (2017)
Fielding Percentage, First Baseman (min. 2/3 of team games played)	1.000, Steve Garvey (1984)
Fielding Percentage, Second Baseman (min. 2/3 of team games played)	1.000, David Eckstein (2010)
Fielding Percentage, Shortstop (min. 2/3 of team games played)	.986, Freddy Galvis (2018)
Fielding Percentage, Third Baseman (min. 2/3 of team games played)	.990, Kevin Kouzmanoff (2009)
Fielding Percentage, Outfielder (min. 2/3 of team games played)	1.000, Eric Owens (2000), Dave Roberts (2006), Will Venable (2014), Wil Myers (2021)
Fielding Percentage, Catcher (min. 1/2 of team games played)	.998, Gene Tenace (1979)
Fielding Percentage, Pitcher (min. 1.0 IP per team game)	1.000, many times, last: Clayton Richard (2017)

## HISTORY & RECORDS

### SINGLE-GAME RECORDS

Club General	
Players Used, 9-Inning Game	24, September 26, 1997 @ SF
Players Used, Extra-Inning Game	26, Sept. 9, 1997 vs. FLA (13 innings)
Players Used, Both Teams	50, September 13, 1982 @ LAD (16 innings)
Longest Game in Innings, Home	22, April 17, 2008 vs. COL
Longest Game in Innings, Road	21, May 21, 1977 @ MON
Longest 9-Inning Game in Time, Home	4:12, May 4, 2019 vs. LAD
Longest 9-Inning Game in Time, Road	4:10, July 27, 1996 @ FLA
Shortest 9-Inning Game in Time, Home	1:29, May 4, 1977 vs. PHI
Shortest 9-Inning Game in Time, Road	1:36, July 11, 1976 @ PHI
Longest Extra-Inning Game in Time, Home	6:17, August 15, 1980 vs. HOU (20 innings)
Longest Extra-Inning Game in Time, Road	5:33, May 21, 1977 @ MON (21 innings)
Shortest Extra-Inning Game in Time, Home	2:00, May 19, 1975 vs. STL (10 innings)
Shortest Extra-Inning Game in Time, Road	2:17, July 25, 1974 @ ATL
Largest Margin of Victory	16, August 23, 2002 vs. FL (18-2)
Largest Margin of Defeat	19, May 13, 1969 @ CHC (19-0), June 28, 1969 vs. LAD (19-0) and September 20, 2005 @ COL (20-1)
Largest Shutout, Win	13-0, August 11, 1991 vs. CIN
Largest Shutout, Loss	19-0, May 13, 1969 @ CHC and June 28, 1969 vs. LAD

Club Batting	
At-Bats, 9-Inning Game	50, July 16, 2021 @ WSH
At-Bats, Extra-Inning Game	75, September 24, 1971 vs. HOU (G1, 21 innings)
Runs Scored, 9-Inning Game	24, July 16, 2021 @ WSH
Runs Scored, Extra-Inning Game	17, May 23, 1970 @ SF (15 innings)
Runs Scored in a Loss	14, August 29, 2001 @ STL (14-16)
Runs Scored by Both Teams, 9-Inning Game	32, July 27, 1996 @ FL (SD: 20 and FL: 12) and July 16, 2021 @ WSH (SD: 24 and WSH: 8)
Runs Scored by Both Teams, Extra-Inning Game	33, May 23, 1970 @ SF (15 innings, SD: 17 and SF: 16)
Hits, 9-Inning Game	24, April 19, 1982 vs. SF and August 12, 2003 @ ATL
Hits, Extra-Inning Game	21, July 5, 1969 vs. HOU, May 23, 1970 @ SF and June 14, 2019 @ COL
Hits by Both Teams, 9-Inning Game	36, 3x, last: June 2, 2016 vs. SEA (SD: 20 and SEA: 16)
Hits by Both Teams, Extra-Inning Game	44, May 23, 1970 @ SF (15 innings, SD: 21 and SF: 23)
Singles	18, 5x, last: May 11, 2011 @ MIL
Doubles	9, August 12, 2007 @ CIN
Triples	4, June 2, 1970 @ PIT and May 5, 1978 @ STL
Home Runs, 9-Inning Game	7, May 25, 2019 @ TOR
Home Runs, Extra-Inning Game	5, 5x, last: June 17, 2017 @ MIL (11 innings)
Extra-Base Hits	12, August 12, 2007 @ CIN
Total Bases, Padres	43, May 25, 2019 @ TOR
Total Bases, Opponent	49, May 17, 1977 @ CHC
RBI, Padres	23, July 16, 2021 @ WSH
RBI, Opponent	22, May 17, 1977 @ CHC
Walks, 9-Inning Game	13, April 13, 2021 @ PIT
Walks, Extra-Inning Game	14, August 25, 1979 vs. PIT (19 innings)
IBB, 9-Inning Game	4, 3x, last: August 18, 1986 vs. MON
IBB, Extra-Inning Game	6, August 25, 1979 vs. PIT (19 innings)
Strikeouts, 9-Inning Game	19, April 22, 1970 @ NYM and September 12, 2019 vs. CHC
Strikeouts, Extra-Inning Game	20, 3x, last: July 8, 2018 @ ARI (16 innings)
Stolen Bases, Padres	9, June 28, 1999 vs. COL
Stolen Bases, Opponent	10, May 18, 2000 @ FL
Most Left on Base by Padres, 9-Inning Game	17, May 24, 1977 vs. ATL
Most Left on Base by Opponent, 9-Inning Game	18, June 27, 2008 vs. SEA

Club Batting (cont.)	
Most Left on Base by Padres, Extra-Inning Game	26, August 25, 1979 vs. PIT (19 innings)
Most Left on Base by Opponent, Extra-Inning Game	23, May 21, 1977 @ MON (21 innings)
Fewest Left on Base, Padres	0, 13x, last: May 1, 2018 @ SF
Fewest Left on Base, Opponent	0, 6x, last: September 18, 2013 @ PIT
Pinch-Hitters Used	8, September 16, 1986 vs. SF
GIDP, 9-Inning Game	5, July 23, 1999 @ HOU
GIDP, Extra-Inning Game	6, June 5, 1997 @ COL (11 innings)
Largest Margin of Victory	16, August 23, 2002 vs. FL (18-2) and July 16, 2021 @ WSH (24-8)
Largest Margin of Defeat	19, May 13, 1969 @ CHC (19-0), June 28, 1969 vs. LAD (19-0) and September 20, 2005 @ COL (20-1)
Largest Shutout, Win	13-0, August 11, 1991 vs. CIN
Largest Shutout, Loss	19-0, May 13, 1969 @ CHC and June 28, 1969 vs. LAD

Club Pitching	
Hits Allowed, 9-Inning Game	24, May 17, 1977 @ CHC
Hits Allowed, Extra-Inning Game	25, May 21, 1977 @ MON (21 innings)
Runs Allowed	23, May 17, 1977 @ CHC
Earned Runs Allowed	20, May 17, 1977 @ CHC
Singles Allowed, 9-Inning Game	17, August 26, 1986 vs. NYM
Singles Allowed, Extra-Inning Game	18, August 31, 1979 vs. STL (15 innings)
Doubles Allowed, 9-Inning Game	8, May 7, 2015 @ ARI and August 6, 1970 vs. HOU
Doubles Allowed, Extra-Inning Game	8, June 7, 2009 vs. ARI (18 innings)
Triples Allowed, 9-Inning Game	4, 3x, last: June 25, 2015 @ SF
Triples Allowed, Extra-Inning Game	4, July 6, 1979 @ NYM (12 innings)
Home Runs Allowed, 9-Inning Game	7, 4x, last: September 12, 2017 @ MIN
Home Runs Allowed, Extra-Inning Game	7, September 18, 2006 @ LAD (10 innings)
XBH Allowed, 9-Inning Game	11, 3x, last: July 8, 1994 vs. MON
XBH Allowed, Extra-Inning Game	13, September 18, 2006 @ LAD (10 innings)
Strikeouts, 9-Inning Game	18, May 22, 2006 vs. ATL and April 25, 2007 @ ARI
Strikeouts, Extra-Inning Game	20, June 19, 2001 vs. SF (15 innings), July 31, 2002 @ CHC (11 innings) and April 17, 2008 vs. COL (22 innings)
Walks Allowed, 9-Inning Game	13, 3x, last: April 28, 1997 @ FL
Walks Allowed, Extra-Inning Game	13, April 26, 2003 @ CIN (10 innings)
IBB Allowed, 9-Inning Game	4, 6x, last: August 11, 2007 @ CIN
IBB Allowed, Extra-Inning Game	6, August 26, 1980 @ NYM (18 innings)
Hit Batsmen	5, August 23, 2017 @ STL
Wild Pitches	5, April 29, 2003 vs. PIT
Balks	3, September 2, 1986 @ PHI
Pitchers Used, 9-Inning Game	9, September 16, 2020 vs. LAD
Pitchers Used, Extra-Inning Game	10, June 7, 2009 vs. ARI (18 innings)

Club Fielding	
Double Plays Turned, 9-Inning Game	6, August 28, 2016 @ MIA
Double Plays Turned, Extra-Inning Game	6, August 25, 1979 vs. PIT (19 innings)
Double Plays Turned, Both Teams	8, 3x, last: May 17, 2014 @ COL
Triple Plays by Padres	1, 8x, last: June 10, 2010 @ NYM (G2)
Triple Plays by Opponent	1, 16x, last: August 7, 2016 vs. PHI
Assists, 9-Inning Game	26, May 22, 1969 vs. PIT
Assists, Extra-Inning Game	28, May 21, 1977 @ MON (21 innings)
Assists, Fewest	0, 19x, last: September 24, 1970 @ ATL
Errors Committed, 9-Inning Game	6, 6x, last: June 1, 1990 vs. ATL
Errors Committed, Extra-Inning Game	6, May 7, 1972 @ NYM

# HISTORY & RECORDS

## SINGLE-GAME RECORDS

### Individual Batting

At-Bats, 9-Inning Game	7, 2x, Mark Kotsay and Ryan Klesko on May 19, 2001 @ MON
At-Bats, Extra-Inning Game	9, 19x, last: Adrian Gonzalez and Tadahito Iguchi on May 25, 2008 vs. CIN (18 innings)
Runs Scored	5, 2x, Al Marlin on April 16, 2000 vs. HOU and Tommy Pham on July 16, 2021 @ WSH
Hits, 9-Inning Game	6, Adrian Gonzalez (6-for-6) on August 11, 2009 @ MIL
Hits, Extra-Inning Game	6, 3x, last: Tony Gwynn (6-for-7) on August 4, 1993 vs. SF (12 innings)
Singles, 9-Inning Game	5, 2x, last: Adrian Gonzalez on August 11, 2009 @ MIL
Singles, Extra-Inning Game	5, 2x, last: Bill Fahey on September 5, 1979 @ HOU (10 innings)
Doubles	3, 40x, last: Trent Grisham on June 27, 2021 vs. ARI
Triples	2, 17x, last: Greg Garcia on June 16, 2019 @ COL
Home Runs	3, 12x, last: Fernando Tatis Jr. on June 25, 2021 vs. ARI
Hit for the Cycle	1, 3x, Matt Kemp on August 14, 2015 @ COL, Wil Myers on April 10, 2017 @ COL, Jake Cronenworth on July 16, 2021 @ WSH
Multiple Back-to-Back Home Runs by Same Players	1, Gary Sheffield and Fred McGriff on August 6, 1992 vs. HOU (1st and 2nd innings)
Total Bases	13, 5x, last: Fernando Tatis Jr. on June 25, 2021 vs. ARI
RBI	8, 2x, last: Ken Caminiti on September 19, 1995 vs. COL
Sacrifice Bunts	3, 7x, last: Greg Maddux on May 14, 2007 vs. CIN
Sacrifice Flies	2, 29x, last: Manny Machado on June 7, 2021 vs. CHC
Hit By Pitch	2, 31x, last: Austin Nola on May 14, 2021 vs. STL
Walks	5, Brian Giles on May 14, 2006 @ CHC
IBB, 9-Inning Game	3, Fernando Gonzalez on August 10, 1978 vs. CIN
IBB, Extra-Inning Game	4, Garry Templeton on July 5, 1985 @ PIT (12 innings)
Strikeouts, 9-Inning Game	5, 2x, last: Clay Hensley on May 14, 2006 @ CHC
Strikeouts, Extra-Inning Game	5, 4x, last: Chase Headley on June 7, 2009 vs. ARI (18 innings)
Stolen Bases	5, 3x, last: Damian Jackson on June 28, 1999 vs. COL
Caught Stealing	2, 40x, last: Will Venable on, May 6, 2014 vs. KC
GIDP, 9-Inning Game	3, 3x, last: Yangervis Solarte on September 16, 2015 @ ARI
GIDP, Extra-Inning Game	3, Archi Cianfranco on June 5, 1997 @ COL (11 innings)

### Individual Pitching

Hits Allowed	14, 5x, last: Clayton Richard on July 19, 2017 @ COL
Singles Allowed	13, 3x, last: Andy Ashby on August 10, 1999 @ NYM
Doubles Allowed	7, Danny Coombs on August 6, 1970 vs. HOU
Triples Allowed	3, 8x, last: James Shields on June 25, 2015 vs. SF
Home Runs Allowed	5, 2x, last: Tim Stauffer on August 13, 2011 @ CIN
Runs Allowed	11, 5x, last: Clayton Richard on July 19, 2017 @ COL
Earned Runs Allowed	11, 2x, last: Tim Stauffer on August 26, 2007 @ PHI
Hit Batsmen	4, Jhoulys Chacin on August 23, 2017 @ STL
Walks Allowed	10, Clay Kirby on July 15, 1969 @ SF
IBB Allowed	4, 3x, last: Dennis Kinney on August 21, 1980 @ PHI (17 innings)
IBB Allowed in more than 9.0 IP	4, Dennis Kinney (9.1 IP) on August 21, 1980 @ PHI (17 innings)
Strikeouts	16, 2x: Jake Peavy on May 22, 2006 vs. ATL (20 IP) and April 25, 2007 @ ARI (20 IP)
Strikeouts in more than 9.0 IP	15, Clay Kirby (15.0 IP) on September 24, 1971 vs. HOU (21 innings in G1)
Wild Pitches	4, 3x, last: Trevor Cahill on May 13, 2017 @ CWS
Balks	3, Dave LaPoint on September 2, 1986 @ PHI
Innings Pitched, Starter	15.0, Clay Kirby on September 24, 1971 vs. HOU (G1)
Innings Pitched, Reliever	9.1, Dennis Kinney on August 21, 1980 @ PHI (17 innings)

### Individual Fielding

Errors Committed	3, 19x, last: Everth Cabrera on September 5, 2009 @ LAD
Double Plays Turned, First Baseman	5, 5x, last: Eric Hosmer on July 3, 2018 @ OAK
Double Plays Turned, Second Baseman	5, 2x, last: Jedd Gyorko on May 17, 2014 @ COL
Double Plays Turned, Shortstop	6, Ozzie Smith on August 25, 1979 @ PIT (19 innings)
Double Plays Turned, Third Baseman	4, Christian Villanueva on July 3, 2018 @ OAK
Putouts by OF, 9-Inning Game	10, 4x, last: Manuel Margot on May 20, 2018 @ PIT
Putouts by OF, Extra-Inning Game	11, 2x, last: Jon Jay on May 22, 2016 vs. LAD (17 innings)
Putouts by 1B, 9-Inning Game	19, 2x, last: Mike Ivie on August 6, 1975 vs. HOU
Putouts by 1B, Extra-Inning Game	23, Derrel Thomas on June 20, 1978 vs. ATL (10 innings)
Putouts by 2B, 9-Inning Game	9, Tim Flannery on September 29, 1985 @ ATL
Putouts by 2B, Extra-Inning Game	11, Tadahito Iguchi on April 17, 2008 vs. COL (22 innings)
Putouts by SS, 9-Inning Game	8, Ozzie Smith on July 7, 1979 @ NYM
Putouts by SS, Extra-Inning Game	7, 4x, last: Everth Cabrera on September 16, 2009 vs. ARI (10 innings)
Putouts by 3B, 9-Inning Game	5, 8x, last: Manny Machado on April 9, 2022 @ ARI
Putouts by 3B, Extra-Inning Game	5, Luis Salazar on August 10, 1983 @ HOU (11 innings)
Putouts by C, 9-Inning Game	18, 2x, last: Austin Hedges on September 18, 2018 vs. SF
Putouts by C, Extra-Inning Game	22, Ben Davis on June 19, 2001 vs. SF (15 innings)
Putouts by Pitcher, 9-Inning Game	5, 2x, last: Jimmy Jones on April 22, 1988 vs. HOU
Assists by OF, 9-Inning Game	2, many times, last: Jose Pirela on April 3, 2018 vs. COL
Assists by OF, Extra-Inning Game	3, Tony Gwynn on August 27, 1986 vs. NYM
Assists by 1B, 9-Inning Game	5, 3x, last: Keith Moreland on September 19, 1988 @ CIN
Assists by 1B, Extra-Inning Game	5, 2x, last: Dave Magadan on June 5, 2000 @ OAK (10 innings)
Assists by 2B, 9-Inning Game	10, 2x, last: Fernando Gonzalez on June 15, 1979 vs. CHC
Assists by 2B, Extra-Inning Game	13, Mark Loretta on May 7, 2003 @ MON (10 inning)
Assists by SS, 9-Inning Game	12, 2x, last: Ozzie Smith on April 12, 1980 vs. SF
Assists by SS, Extra-Inning Game	11, Ozzie Smith on September 1, 1978 vs. MON
Assists by 3B, 9-Inning Game	9, Kevin Kouzmanoff on September 4, 2008 @ MIL
Assists by 3B, Extra-Inning Game	9, Paul Dade on July 27, 1979 vs. SF (11 innings)
Assists by C, 9-Inning Game	6, Bill Fahey on May 15, 1980 vs. STL
Assists by C, Extra-Inning Game	6, Benito Santiago on May 15, 1989 @ MON (11 innings)
Assists by Pitcher, 9-Inning Game	7, Andrew Cashner on July 23, 2013 vs. LAD
Assists by Pitcher, Extra-Inning Game	7, 2x, last: Randy Jones on June 24, 1975 vs. SF (10 innings)

## HISTORY & RECORDS

### SINGLE-INNING RECORDS

Club Batting	
Plate Appearances	17, May 31, 1994 vs. PIT (2nd inning)
Runs Scored	13, 2x, last: May 31, 1994 vs. PIT (2nd inning)
Hits	10, 2x, last: September 12, 2004 @ COL (9th inning)
Doubles	4, 5x, last: June 4, 2018 vs. ATL (5th inning)
Triples	2, 24x, last: July 26, 2017 vs. SEA (7th inning)
Home Runs	4, May 17, 2001 @ NYM (3rd inning)
RBI	13, August 24, 1993 vs. STL (1st inning)
Walks	6, 2x, last: June 28, 2002 @ KC (1st inning)
Stolen Bases	5, 2x, last: October 2, 1999 @ ARI (7th inning)

Club Pitching	
Hits Allowed	10, August 6, 2007 @ STL (5th Inning)
Runs Allowed	13, July 15, 1997 vs. SF (7th Inning)
Earned Runs Allowed	12, July 15, 1997 vs. SF (7th Inning)
Singles Allowed	8, 4x, last: June 2, 2016 vs. SEA (7th inning)
Doubles Allowed	4, 12x, last: June 16, 2019 @ COL (6th Inning)
Triples Allowed	3, 4x, last: April 9, 2006 vs. COL (5th Inning)
Home Runs Allowed	4, 3x, last: September 29, 2021 @ LAD (8th Inning)
Walks Allowed	7, August 30, 2011 @ LAD (2nd Inning)
Wild Pitches	4, June 28, 1969 vs. LAD (3rd inning)
Pitchers Used	5, 3x, last: September 20, 2012 @ ARI (9th inning)

Club Fielding	
Errors Committed	4, September 15, 1977 vs. ATL (8th inning)
Passed Balls	2, 7x, last: May 6, 2012 vs. MIA (8th inning)

Individual Batting	
Hits	2, many times, last: Juan Soto on August 12, 2022 @ WSH (5th inning)
Singles	2, many times, last: Fernando Tatis Jr. on June 14, 2019 @ COL (9th inning)
Doubles	2, 2x, last: Phil Stephenson on June 4, 1990 vs. HOU (8th inning)
Triples	1, many times
Home Runs	1, many times
RBI	5, Bret Boone on June 26, 2000 @ LAD (2nd inning)
Stolen Bases	3, Wli Myers on August 16, 2017 vs. PHI (4th inning)

Individual Pitching	
Hits Allowed	8, 5x, last: Robbie Erlin on September 8, 2018 @ CIN (2nd inning)
Runs Allowed	9, 2x, last: Brett Tomko on August 9, 2002 @ CIN (1st inning)
Earned Runs Allowed	9, Brett Tomko on August 9, 2002 @ CIN (1st inning)
Singles Allowed	7, 5x, last: Robbie Erlin on September 8, 2018 @ CIN (2nd inning)
Doubles Allowed	4, 7x, last: Phil Maton on June 16, 2019 @ COL (6th inning)
Triples Allowed	3, 2x, last: Tim Scott on May 15, 1997 @ CHC (7th inning)
Home Runs Allowed	4, Craig Stammen on June 9, 2019 vs. WSH (8th Inning)
Walks Allowed	6, Tim Stauffer on August 30, 2011 @ LAD (2nd inning)

### DOUBLEHEADER RECORDS

Club General	
Padres Players Used, Both Games	41 on May 30, 1977 @ SF
Opposing Players Used, Both Games	43 on September 21, 1988 @ LAD
Players Used by Both Teams, Both Games	75 on September 25, 1986 @ LAD
Longest Games, Innings	30 on September 24, 1971 vs. HOU (G1: 21 innings and G2: 9 innings)
Longest Games, Time	7:39 on September 24, 1971 vs. HOU (G1 at 5:25 and G2 at 2:14)

Club Batting	
Strikeouts	23 on September 2, 2017 vs. LAD (G1: 9 and G2: 14)
Strikeouts, Extra-Inning Games	23, 2x, last: May 8, 1970 @ MON (G1: 11 and G2: 12)
Strikeouts, Both Teams	43 on July 8, 1995 @ HOU (G1: 31 and G2: 12)

Club Pitching	
Strikeouts	26 on May 29, 1971 vs. NYM (G1: 10 and G2: 16)
Strikeouts, Both Teams	43 on July 8, 1995 @ HOU (G1: 31 and G2: 12)
Pitchers Used, Padres	13 on May 30, 1977 @ SF (G1:6 and G2:7)
Pitchers Used, Padres in Extra-Innings	15 on June 16, 1985 @ SF (G1: 5 and G2: 10 in 13 innings)

Individual Batting	
Hits	7, 7x, last: Jurickson Profar on Aug. 2, 2022 vs. COL
Doubles	5, Mike Ivie on May 30, 1977 @ SF
Home Runs	5, Nate Colbert on August 1, 1972 @ ATL
RBI	13, Nate Colbert on August 1, 1972 @ ATL
XBH	5, 3x, last: Sixto Lezcano on July 31, 1982 @ CIN
Total Bases	22, Nate Colbert on August 1, 1972 @ ATL

Individual Pitching	
Won Both Games	Bob Miller on June 23, 1971 vs. HOU
Lost Both Games	Mark Thurmond on June 16, 1985 @ SF
Saves in Both Games	Fernando Rodney on May 11, 2016 @ CHC
Runs Scored in a Loss	14, August 29, 2001 @ STL (14-16)





CONSECUTIVE RECORDS

Club General

Games Won, Overall	14 (June 18-July 2, 1999)
Games Won, Home	11 (May 2-31, 2005)
Games Won, Road	8 (April 19-May 14, 2006)
Games Won vs. Any One Club, Home	15 (April 16, 1993-August 12, 1995 vs. STL)
Games Won vs. Any One Club, Road	11 (September 19, 2009-August 11, 2012 @ PIT)
Games Lost, Overall	13 (May 8-21, 1994)
Games Lost, Home	12 (May 22-June 10, 1972)
Games Lost, Road	13 (April 25-May 18, 1971)
Games Lost vs. Any One Club, Home	14 (April 8, 1973-September 26, 1974 vs. LAD)
Games Lost vs. Any One Club, Road	14 (May 4, 1993-May 24, 1995 @ MON)

Club Batting

Hits in One Game, Padres	8, 4x, last: September 8, 2017 @ ARI
Hits in One Game, Opponent	10 (August 6, 2007 @ STL)
Batters Hitting Home Runs, Padres	3, 4x, last: April 1, 1997 vs. NYM (Gomez, Henderson, Veras in 6th inning)
Batters Reaching Base Safely, Opponents	11, 2x, last: August 6, 2007 @ STL

Club Pitching

Shutouts, Won	4 (July 28-31, 1984)
Shutouts vs. One Club	2, 22x, last: September 20 and 21, 2022 vs. STL
Strikeouts in One Game, Relievers	9, September 12, 2018 @ SEA (José Castillo and Craig Stammen, Trey Wingenter, Robert Stock)
Scoreless Innings Pitched, Padres	40.2, July 28 (7th inning) - August 1 (1st inning), 1984
Scoreless Innings Pitched, Opponents	37.2, July 21-24, 1971
Scoreless Innings Pitched vs. Single Club	31.0, April 22 (4th inning)-July 26 (8th inning), 1988 vs. HOU
Hitless Innings To Start Game	9.0, April 9, 2021 @ TEX (Joe Musgrove no-hitter)

Club Fielding

Games Without an Error	16, April 4-23, 2022
Games Without an Error to Begin a Season	16 (April 4-23, 2022)
Innings without an Error	170.0, July 28 (8th inning)-August 18 (8th inning), 2021
Most Errorless Games, Single Season	107 (2010)
Games With 1+ Error	18 (June 5-22, 1971)
Games with a Double Play, Padres	15 (July 30-August 15, 1975)
Games with a Double Play, Opponents	18 (May 13-June 2, 1986)

Individual General

Games Played	305, Steve Garvey (1984-1986)
Successful Stolen Base Attempts	28, Everth Cabrera (September 25, 2010 - August 25, 2012)

Individual Batting

Hitting Streak	34 games, Benito Santiago (August 25-October 2, 1987)
Hits Without Making an Out	8, 5x, last: Kevin Kouzmanoff (August 12-13, 2009)
Times Reaching Base Safely (via H, BB and HBP)	13, Brian Giles (June 19-22, 2005)
Games with a Home Run	6, Graig Nettles (August 11-22, 1984)
At Bats with a Home Run, Same Batter	3, 11x, last: Hunter Renfroe (July 24-25, 2018)
Hits as a Pinch Hitter	6, 2x, last: Brett Wallace (August 23 -September 4, 2015)

Individual Pitching

Winning Decisions, Starter	11, 3x, last: Kevin Brown (May 26-August 5, 1998)
Winning Decisions, Reliever	11, Butch Metzger (September 22, 1975-August 8, 1976)
Losing Decisions	11, Gary Ross (May 4-August 20, 1969)
Complete Games	5, 2x, last: Randy Jones (1976)
Winning Decisions vs. Single Club	11, Jake Peavy (September 22, 2004-September 25, 2008 vs. LAD)
Hitless Innings to Start Game	9.0, Joe Musgrove (April 9, 2021 @ TEX)
Hitless Innings	13.0, Blake Snell (August 31-September 7, 2021)
Shutouts	3, 2x, last: Randy Jones (May 6-16, 1980)
Scoreless Innings, Starter	30.0, Randy Jones (1980)
Scoreless Innings, Reliever	33.2, Cla Meredith (2006)
Strikeouts	9, Jake Peavy (April 25, 2007)
Batters Retired	28, 3x, last: Blake Snell (August 31-September 7, 2021)
Batters Retired, Single Game	25, Bob Shirley (April 22, 1977 @ HOU)
Walkless Innings	68.0, Randy Jones (May 17-June 22, 1976)

CLUB DIRECTORY  
 EXECUTIVES  
 MANAGER & STAFF  
 SUPPORT STAFF, ADVISORS & BASEBALL OPERATIONS  
 PLAYER HEALTH & PERFORMANCE  
 23 SANDIEGO PADRES  
 OPPONENTS  
 SCOUTING & PLAYER DEVELOPMENT  
 PETCO PARK  
 COMMUNITY  
 MEDIA

## HISTORY & RECORDS

### CONSECUTIVE RECORDS

#### Longest Hitting Streak

Rank	Player	Games	Year
1	Benito Santiago	34	1987
2	John Flaherty	27	1996
3	Tony Gwynn	25	1983
4	Bip Roberts	23	1994
5	Bobby Brown	21	1983
	Steve Finley	21	1996
7	Tony Gwynn	20	1997
8	Tony Gwynn	19	1997
	Tony Fernandez	19	1992
10	Eric Owens	18	1999
	Tony Gwynn	18	1988
	Chris James	18	1989
	Gary Sheffield	18	1992

#### Longest Winning Streaks

Rank	Games	Dates	Year
1	14	June 18-July 2, 1999	1987
2	11	June 7-19, 1998	1996
	11	April 14-27, 1982	1983
4	10	July 25-August 4, 1978	1994
	10	May 15-May 25, 2009	1983
6	9	April 30-May 8, 2006	1996
	9	May 4-May 23, 2021	2021

### ROOKIE BATTING RECORDS

Games		
1	Ozzie Smith	1978 159
2	Bill Almon	1977 155
	Yonder Alonso	2012 155
4	Dave Campbell	1970 154
5	Josh Barfield	2006 150
	Mike Champion	1977 150

AVG		
1	Benito Santiago	1987 .300
2	Juan Bonilla	1981 .290
3	Gene Richards	1977 .290
4	Josh Barfield	2006 .280
5	Kevin Kouzmanoff	2007 .275

OBP		
1	Gene Richards	1977 .363
2	Khalil Greene	2004 .349
3	Yonder Alonso	2012 .348
4	Carmelo Martinez	1984 .340
5	Juan Bonilla	1981 .337

SLG		
1	Benito Santiago	1987 .467
2	Kevin Kouzmanoff	2007 .457
3	Khalil Greene	2004 .446
4	Jedd Gyorko	2013 .444
5	Josh Barfield	2006 .423

Hits		
1	Benito Santiago	1987 164
2	Bill Almon	1977 160
3	Gene Richards	1977 152
	Ozzie Smith	1978 152
5	Josh Barfield	2006 151

Doubles		
1	Yonder Alonso	2012 39
2	Benito Santiago	1987 33
3	Josh Barfield	2006 32
4	Khalil Greene	2004 31
5	Kevin Kouzmanoff	2007 30

Triples		
1	Bill Almon	1977 11
	Gene Richards	1977 11
3	Everth Cabrera	2009 8
4	Cito Gaston	1969 7
	Stan Jefferson	1987 7
	Jerry Morales	1972 7
	Luis Salazar	1980 7
	Manuel Margot	2017 7

Home Runs		
1	Hunter Renfro	2017 26
2	Jedd Gyorko	2013 23
3	Fernando Tatis Jr.	2019 22
4	Ryan Schimpf	2016 20
	Christian Villanueva	2018 20

RBI		
1	Benito Santiago	1987 79
2	Kevin Kouzmanoff	2007 74
3	Carmelo Martinez	1984 66
4	Khalil Greene	2004 65
5	Jedd Gyorko	2013 63

Runs Scored		
1	Roberto Alomar	1988 84
2	Gene Richards	1977 79
3	Ricky Gutierrez	1993 76
4	Bill Almon	1977 75
5	Josh Barfield	2006 72

AB		
1	Bill Almon	1977 613
2	Ozzie Smith	1978 590
3	Dave Campbell	1970 581
4	Enzo Hernandez	1971 549
	Yonder Alonso	2012 549

BB		
1	Carmelo Martinez	1984 68
2	Yonder Alonso	2012 62
3	Gene Richards	1977 60
4	Enzo Hernandez	1971 54
5	Khalil Greene	2004 53

SO		
1	Hunter Renfro	2017 140
2	Jedd Gyorko	2013 123
3	Cito Gaston	1969 117
4	Dave Campbell	1970 115
5	Bill Almon	1977 114

SB		
1	Gene Richards	1977 56
2	Ozzie Smith	1978 40
3	Stan Jefferson	1987 34
4	Alan Wiggins	1982 33
5	Travis Jankowski	2016 30

All club records are only in seasons with at least 162 games played

## HISTORY & RECORDS

### ROOKIE PITCHING RECORDS

Wins			
1	Bob Shirley	1977	12
2	Butch Metzger	1976	11
3	Matt Clement	1999	10
	Eric Show	1982	10
5	11 tied with		9

Losses			
1	Clay Kirby	1969	20
2	Steve Arlin	1971	19
3	Bob Shirley	1977	18
4	Bill Greif	1972	16
5	Joe McIntosh	1975	15

Winning Percentage			
1	Butch Metzger	1976	.733
2	Eric Show	1982	.625
3	Joey Hamilton	1994	.600
4	Jimmy Jones	1987	.563
	Chris Paddock	2019	.563

Appearances			
1	Butch Metzger	1976	77
2	Larry Hardy	1974	76
3	Akinori Otsuka	2004	73
4	Luke Gregerson	2009	72
5	Kevin Walker	2000	70

Games Started			
1	Clay Kirby	1969	35
	Bob Shirley	1977	35
3	Steve Arlin	1971	34
4	Matt Clement	1999	31
	Dave Freisleben	1974	31

Complete Games			
1	Steve Arlin	1971	10
2	Dave Freisleben	1974	6
	Randy Jones	1973	6
4	Dan Spillner	1974	5
5	Four tied with		4

Shutouts			
1	Steve Arlin	1971	4
2	Eight tied with		2

Saves			
1	Butch Metzger	1976	16
2	Luis DeLeon	1982	15
3	Al Severinsen	1971	8
4	Dale Thayer	2012	7
5	Frank Reberger	1969	6
	Greg Harris	1989	6
	Kevin Quackenbush	2014	6

IP			
1	Steve Arlin	1971	2272
2	Clay Kirby	1969	215.2
3	Bob Shirley	1977	214.0
4	Dave Freisleben	1974	211.2
5	Al Santorini	1969	184.2

ERA			
1	Steve Arlin	1971	3.48
2	Dave Freisleben	1974	3.66
3	Joe McIntosh	1975	3.69
4	Bob Shirley	1977	3.70
5	Chris Welsh	1981	3.78

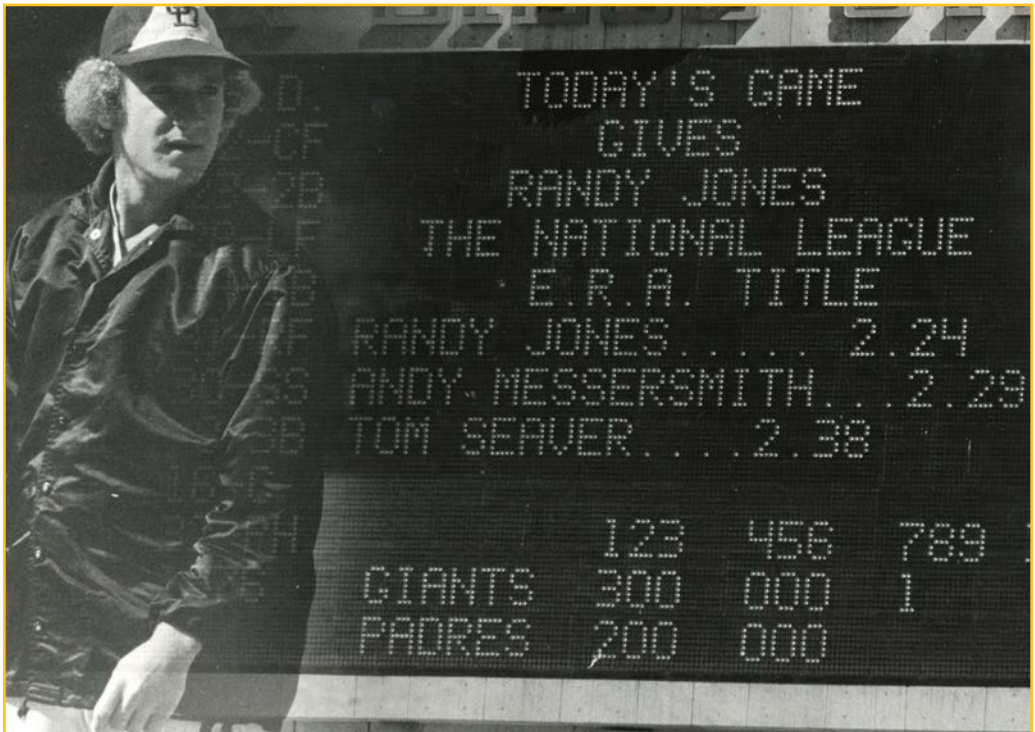
SO			
1	Steve Arlin	1971	156
2	Cory Luebke	2011	154
3	Chris Paddock	2019	153
4	Bob Shirley	1977	146
5	Joey Lucchesi	2018	145

BB			
1	Dave Freisleben	1974	112
2	Steve Arlin	1971	103
3	Clay Kirby	1969	100
	Bob Shirley	1977	100
5	Matt Clement	1999	86

Opponent AVG			
1	Dave Freisleben	1974	.242
2	Steve Arlin	1971	.244
3	Clay Kirby	1969	.252
4	Bob Shirley	1977	.259
5	Dave Roberts	1970	.261

SO/9			
1	Matt Clement	1999	6.73
2	Steve Arlin	1971	6.17
3	Bob Shirley	1977	6.14
4	Mike Caldwell	1972	5.61
5	Dave Freisleben	1974	5.53

Min. 162.0 IP for SO/9, ERA and Opponents AVG.  
Min. 15 decisions for Winning Percentage



CLUB DIRECTORY  
 EXECUTIVES  
 MANAGER & STAFF  
 SUPPORT STAFF: ADVISORS & BASEBALL OPERATIONS  
 PLAYER HEALTH & PERFORMANCE  
 '23 SANDIEGO PADRES  
 HISTORY & RECORDS  
 OPPONENTS  
 SCOUTING & PLAYER DEVELOPMENT  
 PETCO PARK  
 COMMUNITY  
 MEDIA

## HISTORY & RECORDS

### BATTING RECORDS BY POSITION

Games			
<b>C</b>	Benito Santiago	1991	151
<b>1B</b>	Steve Garvey	1985	162
<b>2B</b>	Roberto Alomar	1989	157
	Alan Wiggins	1984	157
<b>3B</b>	Chase Headley	2012	159
<b>SS</b>	Freddy Galvis	2018	160
<b>OF</b>	Brian Giles	2004	159
	Tony Gwynn	1986	159

Batting AVG			
<b>C</b>	Terry Kennedy	1981	.303
<b>1B</b>	Wally Joyner	1997	.324
<b>2B</b>	Mark Loretta	2004	.335
<b>3B</b>	Gary Sheffield	1992	.330
<b>SS</b>	Fernando Tatis Jr.	2019	.317
<b>OF</b>	Tony Gwynn	1994	.396

OBP			
<b>C</b>	Gene Tenace	1977	.448
<b>1B</b>	Jack Clark	1990	.438
<b>2B</b>	Mark Loretta	2004	.391
<b>3B</b>	Ken Caminiti	1996	.409
<b>SS</b>	Fernando Tatis Jr.	2019	.379
<b>OF</b>	Tony Gwynn	1994	.456

SLG			
<b>C</b>	Mike Piazza	2006	.514
<b>1B</b>	Fred McGriff	1992	.557
<b>2B</b>	Mark Loretta	2004	.495
<b>3B</b>	Ken Caminiti	1996	.623
<b>SS</b>	Fernando Tatis Jr.	2021	.611
<b>OF</b>	Greg Vaughn	1998	.590

Hits			
<b>C</b>	Benito Santiago	1987	164
<b>1B</b>	Steve Garvey	1985	184
<b>2B</b>	Mark Loretta	2004	208
<b>3B</b>	Gary Sheffield	1992	183
<b>SS</b>	Tony Fernandez	1992	171
<b>OF</b>	Tony Gwynn	1987	217

Doubles			
<b>C</b>	Terry Kennedy	1982	40
<b>1B</b>	Adrian Gonzalez	2007	46
<b>2B</b>	Mark Loretta	2004	47
<b>3B</b>	Ken Caminiti	1996	37
<b>SS</b>	Khalil Greene	2007	44
<b>OF</b>	Tony Gwynn	1997	48

Triples			
<b>C</b>	Nick Hundley	2011	5
	Benito Santiago	1990	5
<b>1B</b>	Ryan Klesko	2001	6
	Steve Garvey	1985	6
<b>2B</b>	Jeff Gardner	1993	7
	Alan Wiggins	1984	7
	Jake Cronenworth	2021	7
<b>3B</b>	Sean Burroughs	2003	6
	Luis Salazar	1980	6
<b>SS</b>	Bill Almon	1977	11
<b>OF</b>	Tony Gwynn	1987	13
	Dave Roberts	2006	13

HR			
<b>C</b>	Mike Piazza	2006	20
<b>1B</b>	Adrian Gonzalez	2009	39
<b>2B</b>	Jedd Gyorko	2013	23
<b>3B</b>	Phil Nevin	2001	41
<b>SS</b>	Fernando Tatis Jr.	2021	42
<b>OF</b>	Greg Vaughn	1998	50

RBI			
<b>C</b>	Terry Kennedy	1983	93
<b>1B</b>	Adrian Gonzalez	2008	119
<b>2B</b>	Mark Loretta	2004	76
<b>3B</b>	Ken Caminiti	1996	130
<b>SS</b>	Khalil Greene	2007	97
	Fernando Tatis Jr.	2021	97
<b>OF</b>	Dave Winfield	1979	118

Runs Scored			
<b>C</b>	Terry Kennedy	1982	70
<b>1B</b>	Ryan Klesko	2001	105
<b>2B</b>	Mark Loretta	2004	108
<b>3B</b>	Ken Caminiti	1996	109
<b>SS</b>	Fernando Tatis Jr.	2021	99
<b>OF</b>	Steve Finley	1996	124

AB			
<b>C</b>	Benito Santiago	1991	577
<b>1B</b>	Steve Garvey	1985	654
<b>2B</b>	Roberto Alomar	1989	622
<b>3B</b>	Kevin Kouzmanoff	2008	624
<b>SS</b>	Tony Fernandez	1992	622
<b>OF</b>	Steve Finley	1996	653

BB			
<b>C</b>	Gene Tenace	1977	88
<b>1B</b>	Jack Clark	1989	120
<b>2B</b>	Quilvio Veras	1998	83
<b>3B</b>	Chase Headley	2012	86
<b>SS</b>	Ozzie Smith	1980	71
<b>OF</b>	Rickey Henderson	1996	121

SO			
<b>C</b>	Derek Norris	2016	135
<b>1B</b>	Wil Myers	2017	180
<b>2B</b>	Damian Jackson	2001	124
<b>3B</b>	Chase Headley	2012	155
<b>SS</b>	Fernando Tatis Jr.	2021	153
<b>OF</b>	Mike Cameron	2007	160

SB			
<b>C</b>	Benito Santiago	1987	21
<b>1B</b>	Alan Wiggins	1983	28
	Wil Myers	2016	28
<b>2B</b>	Alan Wiggins	1984	68
<b>3B</b>	Luis Salazar	1982	29
<b>SS</b>	Ozzie Smith	1980	57
<b>OF</b>	Gene Richards	1980	61

## HISTORY & RECORDS



### RELIEF PITCHING RECORDS

Wins			
1	Butch Metzger	1976	11
	Rollie Fingers	1980	11
3	Goose Gossage	1984	10
	Dan Miceli	1998	10
5	Six tied with		9

Losses			
1	Rollie Fingers	1978	13
2	Gary Lucas	1982	10
	Lance McCullers	1987	10
	Mark Davis	1988	10
5	Three tied with		9

Winning Percentage			
1	Scott Linebrink	2005	.889
2	Kevin Walker	2000	.875
	Rudy Seanez	2005	.875
4	Mark Grant	1989	.800
5	Two tied with		.778

Appearances			
1	Craig Lefferts	1986	83
2	Brad Hand	2016	82
3	Heath Bell	2007	81
4	Luke Gregerson	2010	80
	Cla Meredith	2007	80

IP			
1	Rollie Fingers	1977	132.1
2	Butch Metzger	1976	123.1
	Lance McCullers	1987	123.1
4	Dan Spillner	1977	123.0
5	Greg Harris	1990	117.1

ERA			
1	Cla Meredith	2006	1.07
2	Kirby Yates	2019	1.19
3	Bob Miller	1971	1.41
4	Trevor Hoffman	1998	1.48
5	Joaquin Benoit	2014	1.49

SO			
1	Lance McCullers	1987	126
2	Rollie Fingers	1977	113
3	Trevor Hoffman	1996	111
	Trevor Hoffman	1997	111
	Brad Hand	2016	111

BB			
1	Dan Spillner	1977	60
2	Lance McCullers	1987	59
3	John D'Acquisto	1979	57
4	Lance McCullers	1988	55
5	Butch Metzger	1976	52

Opponent AVG			
1	Tim Worrell	1996	.137
2	Joaquin Benoit	2014	.151
3	Mike Adams	2011	.155
4	Joaquin Benoit	2015	.159
5	Ryan Buchter	2016	.160

SO/9			
1	Kirby Yates	2019	14.98
2	Kirby Yates	2017	14.07
3	Craig Kimbrel	2015	13.20
4	Brad Hand	2018	13.20
5	Kirby Yates	2018	12.86

CLUB  
DIRECTOR

EXECUTIVES

MANAGER  
& STAFF

SUPPORT STAFF,  
ADVISORS & BASEBALL  
OPERATIONS

PLAYER HEALTH  
& PERFORMANCE

'23 SAN DIEGO  
PADRES

HISTORY &  
RECORDS

OPPONENTS

SCOUTING & PLAYER  
DEVELOPMENT

PETCO PARK

COMMUNITY

MEDIA

## HISTORY & RECORDS

### LAST TIME IT HAPPENED

#### Batting

Hit For the Cycle	Jake Cronenworth (July 16, 2021 @ WSH)
Hit For the Cycle, Opponent	Eduardo Escobar (June 6, 2022 vs. NYM)
Inside-the-Park Home Run	Jake Cronenworth (August 17, 2021 @ COL, 7th inning, off German Marquez)
Inside-the-Park Home Run, Opponent	Jordan Luplow (June 21, 2022 @ ARI, 3rd inning, off Sean Manaea)
Home Runs from Both Sides of the Plate	Yangervis Solarte (May 27, 2016 vs. ARI)
Two Home Runs, Single Game	Brandon Drury (September 16, 2022 @ARI)
Three Home Runs, Single Game	Fernando Tatis Jr. (June 25, 2021 vs. ARI)
Leadoff Home Run	Jurickson Profar (September 22, 2022 vs. STL, off Jack Flaherty)
Grand Slam	Jake Cronenworth (August 17, 2022 @ MIA, 1st inning, off Pablo López)
Grand Slam, Opponent	Brendan Donovan (September 22, 2022 vs. STL, 7th inning, off Nick Martinez)
Pinch-Hit Grand Slam	Hunter Renfro (May 5, 2019 vs. LAD, 9th inning, off Kenley Jansen)
Pinch-Hit Grand Slam, Opponent	Pat Valaika (September 16, 2017 @ COL, 7th inning, off Cory Mazzoni)
Two Grand Slams in Single Game, Opponent	Moises Alou (1st inning) and Gary Sheffield (5th inning), April 28, 1997 @ FL
Grand Slam by Pitcher	Daniel Camarena (July 8, 2021 vs. WSH, 4th inning, off Max Scherzer)
Walk-Off Home Run	Manny Machado (August 9, 2022 vs. SF, 9th inning, off Tyler Rogers)
Home Run by Pitcher	Ryan Weathers (July 24, 2021 @ MIA, 3rd inning, off Braxton Garrett)
Home Run by Pitcher, Opponent	Logan Webb (October 3, 2021 @ SF), 5th inning off Nabil Crismatt)
Back-to-Back Home Runs	Manny Machado and Brandon Drury (September 25, 2022 @ COL, 8th inning, off Alex Colomé)
Back-to-Back-to-Back Home Runs	Chris Gomez, Rickey Henderson, Quilvio Veras (April 1, 1997 vs. NYM)
Back-to-Back-to-Back Home Runs to Start a Game	Marvell Wynne, Tony Gwynn and John Kruk (April 13, 1987 vs. SF)
Four Home Runs, Single Inning	May 17, 2001 at New York-NL (3rd inning)
Three Players with Four-or-More Hits	Carlos Asuaje, Jose Pirela, Matt Szczur (July 21, 2017 @ SF)
Five Hits, Single Game	Jurickson Profar (August 2, 2022 vs. COL)
Six Hits, Single Game	Adrian Gonzalez (August 11, 2009 @ MIL)
Six RBI, Single Game	Fernando Tatis Jr. (May 23, 2021 vs. SEA)
Seven RBI, Single Game	Wil Myers (July 16, 2021 @ WSH)
Three-or-More Steals, Single Game	Wil Myers, 3, (April 24, 2021 @ LAD)
Two-Hits, Single Inning	Juan Soto (August 12, 2022 @ WSH, 5th inning)
Two-Singles, Single Inning	Fernando Tatis Jr. (June 14, 2019 @ COL, 9th inning)
Two Doubles, Single Inning	Phil Stephenson (June 4, 1990 vs. HOU, 8th inning)
Two Triples, Single Inning	Never
Two Home Runs, Single Inning	Never
Five RBI, Single Inning	Bret Boone (June 26, 2000 @ LAD, 2nd inning)
Five Strikeouts, Single Game	Chase Headley (June 7, 2009 vs. ARI, 18 innings)
10-or-More Runs, Single Inning	10 (April 12, 2010 vs. ATL, 4th inning)

#### Pitching

No-Hitter	Joe Musgrove (April 9, 2021 @ TEX)
No-Hitter, Opponent	Tyler Gilbert (August 14, 2021 @ ARI)
No-Hitter, Petco Park	Tim Lincecum (July 13, 2013 vs. SF)
One-Hitter	Joe Musgrove and Craig Stammen (June 3, 2022 @ MIL)
One-Hitter, Opponent	Max Scherzer and Justin Bruhl (September 12, 2021 @ LAD)
Two Consecutive Complete Games	May 26, 2005 @ ARI (Jake Peavy) and May 27, 2005 @ SF (Brian Lawrence)
Three Consecutive Complete Games	September 24-25, 1988 vs. HOU and September 26-27, 1988 vs. LAD (4 complete games)
Back-to-Back Shutouts	September 20, 2022 vs. STL and September 21, 2022 vs. STL
Back-to-Back-to-Back Shutouts	April 23-24, 1988 vs. HOU and April 26, 1988 vs. STL
Back-to-Back-to-Back-to-Back Shutouts	July 28-29, 1984 vs. HOU and July 30-31, 1984 vs. LAD
Back-to-Back Complete Games	May 26, 2005 @ ARI (Jake Peavy) and May 27, 2005 @ SF (Brian Lawrence)
Back-to-Back Complete Game Shutouts	August 14-16, 1998 vs. MIL, Sterling Hitchcock and Kevin Brown

## HISTORY & RECORDS

### LAST TIME IT HAPPENED

#### Defensive

Triple Play	June 10, 2010 @ NYM (G2), turned by Chase Headley (3B), Lance Zawadzki (2B) and Adrian Gonzalez (1B).
Triple Play, Opponent	August 7, 2016 vs. PHI (Jabari Blash in the 7th)
Committed Four Errors	June 22, 2022 vs. ARI
Committed Five Errors	May 17, 2002 vs. NYM
Committed Six Errors	June 1, 1990 vs. ATL
Turned Five Double Plays	July 3, 2018 @ OAK
Turned Six Double Plays	August 28, 2016 @ MIA

#### Baserunning

Straight Steal of Home	Melvin Upton Jr. (June 3, 2016 vs. COL)
Straight Steal of Home, Opponent	Elvis Andrus (September 1, 2015 vs. TEX)
Steal of Home in a Double Steal	Manuel Margot (July 13, 2019 vs. ATL)
Steal of Home in a Double Steal, Opponent	Kike Hernandez (April 6, 2017 @ LAD)
Stolen Base by a Pitcher	Tyson Ross (July 1, 2018 vs. PIT)
Stolen Base by a Pitcher, Opponent	Shohei Ohtani (August 14, 2018 vs. LAA)

#### All-Time Triple Plays Turned by San Diego (8)

Date	Opponent	Batter	Inn.	Players Involved
August 13, 1969	vs. CHC	Williams	1	J. Niekro (P) to Dean (SS)
August 1, 1971	vs. ATL	Brown	7	Mason (2B) to Colbert (1B) to Hernandez (SS)
June 4, 1972	vs. CHC	Hundley	9	Robles (SS) to Thomas (2B) to Colbert (1B)
April 11, 1978	@ ATL	P. Niekro	2	Almon (3B) to Thomas (2B) to Richards (1B)
July 31, 1983	vs. ATL	Hubbard	4	Templeton (SS) to Flannery (2B) to Bevacqua (1B)
April 9, 1989	@ HOU	Caminiti	8	Salazar (3B) to Alomar (2B) to Clark (1B) to Parent (C)
May 19, 1997	@ CIN	Taubensee	1	Ashby (P) to Gomez (SS) to Cianfrocco (1B)
June 10, 2010 (G2)	@ NYM	Tejada	2	Headley (3B) to Zawadzki (2B) to Gonzalez (1B)



## HISTORY & RECORDS

### ALL-TIME ROSTER (1969-2022)

Through the end of the 2022 season, 1,106 players have appeared in at least one game for the Padres.

#### A (51)

Abner, Shawn (1987-91)
Abrams, CJ (2022)
Acosta, Ed (1971-72)
Adams, Austin (2020-2022)
Adams, Mike (2008-11)
Adkins, Jon (2006)
Alcántara, Sergio (2022)
Aldrete, Mike (1991)
Alexander, Manny (2005-2006)
Alfaro, Jorge (2022)
Alfonzo, Eliezer (2009)
Allen, Austin (2019)
Allen, Dusty (2000)
Allen, Greg (2020)
Allen, Logan (2019)
Almanzar, Carlos (1999-2000)
Almon, Bill (1974-79)
Almonte, Abraham (2014-15, 2020)
Alomar, Roberto (1988-90)
Alomar Jr., Sandy (1988-89)
Alonso, Yonder (2012-2015)
Alou, Matty (1974)
Altavilla, Dan (2020-21)
Alvarez, Gabe (2000)
Alvarez, R.J. (2014)
Amarista, Alexi (2012-2016)
Ambres, Chip (2008)
Ambriz, Hector (2014)
Andersen, Larry (1991-92)
Anderson, Dwain (1973)
Anderson, Shaun (2021)
Andreoli, John (2021)
Antonelli, Matt (2008-10)
Arcia, Jose (1969-70)
Arcia, Oswaldo (2016)
Arias, Alex (2001)
Arias, George (1997-99)
Arlin, Steve (1969-74)
Armstrong, Mike (1980-81)
Arrieta, Jake (2021)
Asadoor, Randy (1986)
Ashby, Andy (1993-99, 2004)
Ashford, Tucker (1976-78)
Astacio, Pedro (2005)
Aurilia, Rich (2004)
Asuaje, Carlos (2016-18)
Ausmus, Brad (1993-96)
Avila, Pedro (2019-)
Aybar, Erick (2017)
Azocar, José (2022-)
Azocar, Oscar (1991-92)

#### B (92)

Baek, Cha Seung (2008-09)
Baerga, Carlos (1999)
Baez, Michel (2019-)
Baker, Chuck (1978, 1980)
Baker, John (2012-13)
Baldschun, Jack (1969-70)
Banks, Josh (2008-09)

Bard, Josh (2006-08)
Barfield, Josh (2006)
Barker, Kevin (2002)
Barnes, Clint (2015)
Barrett, Marty (1991)
Barrett, Michael (2007-08)
Bartlett, Jason (2011-12)
Barton, Bob (1970-72, 1974)
Bass, Anthony (2011-13)
Bass, Randy (1980-82)
Batchelor, Rich (1997)
Batten, Matthew (2022-)
Baumann, Buddy (2016-18)
Baxter, Mike (2010)
Bay, Jason (2003)
Beamon, Trey (1997)
Bean, Billy (1993-95)
Beaty, Matt (2022)
Beck, Rod (2003-04)
Beckert, Glenn (1974-75)
Bednar, David (2019-2020)
Bell, Derek (1993-94)
Bell, Heath (2007-11)
Bell, Josh (2022)
Bellhorn, Mark (2006)
Benes, Andy (1989-95)
Benoit, Joaquin (2014-15)
Bennett, Gary (2003)
Bergman, Glenn (1996-97)
Bernal, Victor (1977)
Berumen, Andres (1995-96)
Beswick, Jim (1978)
Bethancourt, Christian (2016-17)
Bevacqua, Kurt (1979-80, 1982-85)
Bilardello, Dann (1991-92)
Blair, Dennis (1980)
Blair, Willie (1995-96)
Blanco, Henry (2009)
Blanks, Kyle (2009-2014)
Blash, Jabari (2016-17)
Blefary, Curt (1972)
Blum, Geoff (2005, 2006-2007)
Bocachica, Hiram (2007)
Bochtler, Doug (1995-97)
Bochy, Bruce (1983-87)
Boehringer, Brian (1998-2000)
Bolaños, Ronald (2019-2020)
Bones, Ricky (1991)
Bonilla, Juan (1981-83)
Booker, Greg (1983-89)
Boone, Bret (2000)
Boone, Dan (1981-82)
Bowen, Rob (2006-2007)
Boxberger, Brad (2012-13)
Boyd, Jason (2002)
Boyer, Blaine (2014)
Brach, Brad (2011-13)
Bradley, Milton (2007)
Bragg, Darren (2004)
Branyan, Russell (2006-2007)
Bravo, Angel (1971)

Brazelton, Dewon (2006)
Breslow, Craig (2005)
Brewer, Colten (2018)
Briggs, Dan (1979)
Brocaiil, Doug (1992-94, 2007)
Brower, Jim (2006)
Brown, Bobby (1983-85)
Brown, Chris (1987-88)
Brown, Emil (2001)
Brown, Jarvis (1993)
Brown, Kevin (1998)
Brown, Ollie (1969-72)
Bruske, Jim (1997, 1998)
Buchanan, Brian (2002-04)
Buchter, Ryan (2016-17)
Buckner, Billy (2014)
Bumbry, Al (1985)
Burke, Chris (2009)
Burke, Greg (2009)
Burns, Cory (2012)
Burroughs, Sean (2002-05)
Burrows, Terry (1997)
Byers, Randell (1987-88)
Bynum, Mike (2002-04)

#### C (80)

Cabrera, Everth (2009-2014)
Cahill, Trevor (2017)
Caldwell, Mike (1971-73)
Cameron, Kevin (2007-08)
Camarena, Daniel (2021-)
Cameron, Mike (2006-2007)
Caminiti, Ken (1995-98)
Campbell, Dave (1970-73)
Campbell, Mike (1994)
Campos, Leonel (2014-16)
Campusano, Luis (2020-)
Cannizzaro, Chris (1969-71, 1974)
Canó, Robinson (2022)
Cantu, Jorge (2011)
Capps, Carter (2017)
Cardona, Javier (2002)
Caratini, Victor (2021-)
Carlin, Luke (2008)
Carlyle, Buddy (1999-2000)
Carpenter, Andrew (2011)
Carrillo, Cesar (2009-10)
Carter, Joe (1990)
Cash, Dave (1980)
Cashner, Andrew (2012-16)
Cassel, Jack (2007)
Cassidy, Scott (2005-2006)
Castilla, Vinny (2006)
Castillo, Ivan (2021)
Castillo, José (2018-)
Castillo, Tony (1978)
Castro, Jason (2020)
Cedeno, Andujar (1995-96)
Cedeno, Ronny (2013)
Chacin, Jhoulys (2017)
Champion, Mike (1976-78)


Chiffer, Floyd (1982-84)
Cianfrocco, Archi (1993-98)
Cimber, Adam (2018)
Ciriaco, Pedro (2013)
Cirillo, Jeff (2004)
Clark, Brady (2007)
Clark, Jack (1989-90)
Clark, Jerald (1988-92)
Clark, Jermaine (2003)
Clark, Phil (1993-95)
Clark, Tony (2008)
Clarke, Horace (1974)
Clemens, Paul (2016)
Clement, Matt (1998-2000)
Clements, Pat (1989-92)
Clevinger, Mike (2020-2022)
Colangelo, Mike (2001)
Colbert, Nate (1969-74)
Coleman, Dusty (2017)
Comstock, Keith (1987-88)
Condrey, Clay (2002-03)
Conrad, Brooks (2014)
Coolbaugh, Scott (1991)
Coombs, Danny (1970-71)
Cora, Joey (1987, 1989-90)

Cordero, Franchy (2017-2020)
Córdoba, Allen (2017)
Corey, Bryan (2008)
Corkins, Mike (1969-74)
Corrales, Pat (1972-73)
Correia, Kevin (2009-10)
Cosart, Jarred (2016-17)
Costello, John (1991)
Couchee, Mike (1983)
Crabbe, Callix (2008)
Crespo, Cesar (2001-02)
Crisnacht, Nabil (2021-)
Cronenworth, Jake (2020-)
Cruz, Deivi (2002)
Cruz Jr., Jose (2007)
Cunhane, Will (1997-2000)
Cunningham, Aaron (2010-2011)
Curtis, John (1980-82)
Cust, Jack (2006)
Cyr, Eric (2002)

#### D (48)

D'Acquisto, John (1977-80)
d'Arnaud, Chase (2017)
Dade, Paul (1979-80)
Darnell, James (2011-12)
Darr, Mike (1999-2001)
Darvish, Yu (2021-)
Descenzo, Doug (1996)
DaVanon, Jerry (1969)
Davey, Tom (2000-02)
Davies, Zach (2020)
Davis, Ben (1998-01)
Davis, Bill (1969)
Davis, Bob (1973, 1975-78)
Davis, Jerry (1983, 1985)
Davis, John (1990)





Davis, Mark (1987-89, 1993-94)

- Davis, Storm (1987)
- Davis, Willie (1976)
- Deago, Roger (2003)
- Decker, Cody (2015)
- Dean, Tommy (1969-71)
- Decker, Jaff (2013)
- Decker, Marty (1983)
- Deduno, Samuel (2011)
- Deer, Rob (1996)
- De Haan, Kory (2000-02)
- De La Cruz, Eulogio (2009)
- DeLeon, Luis (1982-85)
- Denorfia, Chris (2010-2014)
- DeWitt, Matt (2002)
- Deshaias, Jim (1992)
- Despaigne, Odrisamer (2014-15)
- Detwiler, Ross (2021)
- Diaz, Miguel (2017-2021)
- Dickerson, Alex (2015-19)
- Dilone, Miguel (1985)
- Dishman, Glenn (1995-96)
- Dixon, Brandon (2022-)
- Dobson, Pat (1970)
- Dominguez, Jose (2016)
- Dorsett, Brian (1991)
- Doyle, Paul (1970)
- Dravecky, Dave (1982-87)
- Drury, Brandon (2022)
- Dukes, Tom (1969-70)
- Dunne, Mike (1990)
- Dupree, Mike (1976)
- Durango, Luis (2009-10)

**E (21)**

- Eaton, Adam (2000-05)
- Eckstein, David (2009-10)
- Edmonds, Jim (2008)
- Edwards, Dave (1981-82)
- Edwards, Jon (2015)
- Edwards Jr., Carl (2019)
- Eichelberger, Juan (1978-82)
- Eiland, David (1992-93)
- Ekstrom, Mike (2008-09)
- Elliott, Donnie (1994-95)
- Elliott, Randy (1972, 1974)
- Ellis, A.J. (2018)
- Embree, Alan (2002, 2006)
- Ensborg, Morgan (2007)
- Erdos, Todd (1997, 2000)
- Erlin, Robbie (2013-19)
- Esch, Jake (2017)
- Estes, Shawn (2006, 2008)
- Ettles, Mark (1993)
- Evans, Barry (1978-81)
- Everitt, Leon (1969)

**F (30)**

- Fahey, Bill (1979-80)
- Falkenberg, Brian (2005, 2008)
- Falu, Irving (2014)
- Faries, Paul (1990-92)
- Fernandez, Tony (1991-92)
- Ferrara, Al (1969-71)
- Fick, Robert (2004-05)
- Fikac, Jeremy (2001-2002)
- Fingers, Rollie (1977-80)
- Finley, Steve (1995-98)

Fiore, Mike (1972)

- Fireovid, Steve (1981, 1983)
- Flaherty, John (1996-97)
- Flannery, Tim (1979-89)
- Florie, Bryce (1994-96)
- Floyd, Cliff (2009)
- Folkers, Rich (1975-76)
- Forsythe, Logan (2011-13)
- Foster, Alan (1975-76)
- France, Ty (2019-2020)
- Francoeur, Jeff (2014)
- Franklin, Jay (1971)
- Frazier, Adam (2021)
- Freisleben, Dave (1974-78)
- Friedrich, Christian (2016-17)
- Frieri, Ernesto (2009-12)
- Frissella, Danny (1975)
- Fuentes, Reymond (2013)
- Fuentes, Tito (1975-76)
- Fulchino, Jeff (2011)

**G (64)**

- Gale, Rocky (2015-2017)
- Gallagher, Sean (2009-10)
- Galvis, Freddy (2018)
- Gamble, Oscar (1978)
- Gant, Ron (2002)
- Garces, Frank (2014-16)
- Garcia, Carlos (1999)
- Garcia, Greg (2019-2020)
- Garcia, Jesse (2005)
- García, Luis (2022-)
- Garcia, Ralph (1972, 1974)
- Gardner, Jeff (1992-93)

Gardner, Wes (1991)

- Garland, Jon (2010)
- Garvey, Steve (1983-87)
- Gaspar, Rod (1971, 1974)
- Gaston, Clarence (1969-74)
- Gaudin, Chad (2009)
- Geer, Josh (2008-09)
- Geren, Bob (1993)
- Gerhardt, Rusty (1974)
- Germano, Justin (2003-05, 2007-08)
- Gerut, Jody (2008-09)
- Giles, Brian (2003-09)
- Giles, Marcus (2007)
- Giovanola, Ed (1998-99)
- Goddard, Joe (1972)
- Goebbert, Jake (2014)
- Gomez, Chris (1996-2001)
- Gomez, Pat (1993)
- Gonzalez, Adrian (2006-10)
- Gonzalez, Alberto (2011)
- Gonzalez, Alex (2004)
- Gonzalez, Edgar (2008-09)
- Gonzalez, Enrique (2008)
- Gonzalez, Fernando (1978-79)
- Gonzalez, Tony (1969)
- Gonzalez, Wiki (1999-2003)
- Gore, MacKenzie (2022)
- Gorman, Tom (1987)
- Gossage, Rich (1984-87)
- Grandal, Yasmani (2012-14)
- Grant, Mark (1987-90)
- Green, Gary (1986, 1989)
- Greene, Khalil (2003-08)
- Greer, Brian (1977, 1979)

## HISTORY & RECORDS

### ALL-TIME ROSTER (1969-2022)

Gregerson, Luke (2009-13)
Greif, Bill (1972-76)
Griffin, Mike (1982)
Griffin, Tom (1976-77)
Grisham, Trent (2020-)
Grubb, John (1972-76)
Guerra, Javy (2018-2022)
Guerrero, Tayron (2016)
Guevara, Carlos (2008)
Gutierrez, Ricky (1993-94)
Guzman, Domingo (1999-2000)
Guzman, Freddy (2004)
Guzman, Jesus (2011-13)
Gwosdz, Doug (1981-84)
Gwynn, Chris (1996)
Gwynn, Tony (1982-2001)
Gwynn Jr, Tony (2009-10)
Gyorko, Jedd (2013-2015)

#### H (69)

Hackman, Luther (2003)
Hader, Josh (2022-)
Haeger, Charlie (2008)
Hahn, Don (1975)
Hahn, Jesse (2014)
Hairston, Scott (2007-09, 2010)
Hairston Jr, Jerry (2010)
Hamilton, Joey (1994-98)
Hammaker, Atlee (1990-91)
Hammond, Chris (2005)
Hampson, Justin (2007-08)
Hamren, Erik (2011)
Hand, Brad (2016-18)
Hansen, Dave (2003-04)
Harang, Aaron (2011)
Hardy, Larry (1974-75)
Hargrove, Mike (1979)
Harris, Gene (1992-94)
Harris, Greg (1984)
Harris, Greg W. (1988-93)
Hawkins, Andy (1982-88)
Hawpe, Brad (2011)
Hayhurst, Dirk (2008)
Hayward, Ray (1986-87)
Headley, Chase (2007-14, 18)
Hedges, Austin (2015-2020)
Henderson, Ricky (1996-97, 2001)
Hendrick, George (1977-78)
Henn, Sean (2008)
Hensley, Clay (2005-08)
Herbel, Ron (1970)
Herges, Matt (2003)
Hermanson, Dustin (1995-96)
Hermida, Jeremy (2011-12)
Hernandez, Carlos (1997-2000)
Hernandez, Enzo (1971-77)
Hernandez, Jeremy (1991-93)
Hernandez, Ramon (2004-05)
Herndon, Junior (2001)
Hessler, Keith (2016)
Higgins, Kevin (1993)
Hilton, Dave (1972-75)
Hill, Shawn (2009)
Hill, Tim (2020-)

Hinshaw, Alex (2012)
Hinshaw, George (1982-83)
Hitchcock, Sterling (1997-2001, 2004)
Hoffman, Trevor (1993-2008)
Holbert, Ray (1994-95)
Holtz, Mike (2002)
Hosmer, Eric (2018-2022)
Howard, Ben (2002-03)
Howard, Thomas (1990-92)
Howell, Jack (1991)
Hoyt, LaMarr (1985-86)
Hriniak, Walt (1969)
Hubbard, Trinidad (2002)
Huber, Justin (2008)
Hudson, Orlando (2011-12)
Hudson, Daniel (2021)
Hughes, Phil (2018)
Hundley, Nick (2008-14)
Hundley, Randy (1975)
Hunter, Cedric (2011)
Huntz, Steve (1970, 1975)
Hurst, Bruce (1989-93)
Hyers, Tim (1994-95)
Hynes, Colt (2013)
Hyzdu, Adam (2005)

#### I (3)

Iguchi, Tadahito (2008)
Iorg, Dane (1986)
Ivie, Mike (1971, 1974-77)

#### J (32)

Jackson, Damian (1999-2001, 2005)
Jackson, Danny (1997)
Jackson, Darrin (1989-92)
Jackson, Edwin (2016)
Jackson, Jay (2015)
Jackson, Roy Lee (1985)
James, Chris (1989)
Jankowski, Travis (2015-19)
Jarvis, Kevin (2000-03)
Jay, Jon (2016)
Jefferson, Stan (1987-88)
Jestadt, Garry (1971-72)
Jeter, John (1971-72)
Jimenez, D'Angelo (2001-02)
Jodie, Brett (2001)
Johnson, Ben (2005-2006)
Johnson, Brian (1994-96)
Johnson, Erik (2016)
Johnson, Jerry (1975-76)
Johnson, Jonathan (2002)
Johnson, Mike (1974)
Johnson, Pierce (2020-2022)
Johnson, Rob (2011)
Johnstone, Jay (1979)
Jones, Bobby J. (2001-02)
Jones, Bobby M. (2002)
Jones, Chris (1997)
Jones, Jimmy (1986-88)
Jones, Randy (1973-80)
Jones, Ruppert (1981-83)
Joshua, Von (1980)
Joyner, Wally (1996-99)

#### K (36)

Kazmar, Sean (2008)
Keisler, Randy (2003)
Kela, Keone (2021)
Kelley, Dick (1969-71)
Kelley, Shawn (2015)
Kelly, Casey (2012-15)
Kelly, Van (1969-70)
Kemp, Matt (2015-16)
Kendall, Fred (1969-76, 1979-80)
Kennedy, Brett (2018-19)
Kennedy, Ian (2013-2015)
Kennedy, Terry (1981-86)
Kerr, Ray (2022-)
Kershner, Jason (2002)
Kilkenny, Mike (1972)
Kim, Ha-Seong (2021-)
Kimbrel, Craig (2015)
Kingman, Dave (1977)
Kingsale, Gene (2002)
Kinney, Dennis (1978-80)
Kinsler, Ian (2019)
Kirby, Clay (1969-73)
Kirkman, Michael (2016)
Kivlehan, Patrick (2016, 2021)
Klesko, Ryan (2000-2006)
Knehr, Reiss (2021-)
Knott, Jon (2004, 2006)
Kolb, Brandon (2000)
Kotsay, Mark (2001-03, 2012-13)
Kouzmanoff, Kevin (2007-09)
Kroon, Marc (1995, 1997-98)
Krueger, Bill (1994-95)
Krug, Chris (1969)
Kruk, John (1986-89)
Kubiak, Ted (1975-76)
Kuhaulaia, Fred (1981)

#### L (59)


LaForest, Pete (2007)
Lamet, Dinelson (2017-2022)
Lampkin, Tom (1990-92, 2002)
Lancellotti, Rick (1982)
Lane, Jason (2007, 2014-15)
Langston, Mark (1998)
Lankford, Ray (2001-02)
Lansford, Joe (1982-83)
Lansford, Dave (1986)
LaRocca, Greg (2000)
Latos, Mat (2009-2011)
Lauer, Eric (2018-19)
Lawrence, Brian (2001-05)
Laxton, Bill (1971, 1974)
Layne, Tommy (2012-13)
LeBlanc, Wade (2008-11)
Ledezma, Wil (2007-08)
Lee, David (2001)
Lee, Derrek (1997)
Lee, Leron (1971-73)
Lee, Mark (1978-79)
Lee, Zach (2017)
Lefebvre, Joe (1981-83)
Lefferts, Craig (1984-87, 1990-92)
Leiper, Dave (1987-89)

Leone, Justin (2006)
Lewis, Jim (1991)
Leyritz, Jim (1998-99)
Lezcano, Sixto (1982-83)
Liberato, Luis (2022-)
Libran, Francisco (1969)
Lilliquist, Derek (1990-91)
Linebrink, Scott (2003-2007)
Liriano, Rymer (2014)
Littlefield, John (1981)
Livingstone, Scott (1994-97)
Lloyd, Kyle (2017)
Lobaton, Jose (2009)
Lockett, Walker (2018)
Lockhart, Keith (1994, 2003)
Locklear, Gene (1973-76)
Loewer, Carlton (2001, 2003)
Lolich, Mickey (1978-79)
Lollar, Tim (1981-84)
Long, Joey (1997)
Long, Terrence (2004)
Lopez, Arturo (2009)
Lopez, Luis (1993-94, 1996)
Lopez, Raffy (2018)
Lopez, Rodrigo (2000)
Loreta, Mark (2003-05)
Loup, Aaron (2019)
Lucas, Gary (1980-83)
Lucchesi, Joey (2018-20)
Ludwick, Ryan (2010-11)
Luebke, Cory (2010-12)
Lundquist, David (2001-02)
Lyles, Jordan (2017-18)
Lynn, Fred (1990)

#### M (107)

Mabry, John (2000)
Machado, Manny (2019-)
Macias, Drew (2007-09)
Mack, Shane (1987-88)
Mackowiak, Rob (2007)
Maddux, Greg (2007-08)
Maddux, Mike (1991-92)
Magadan, Dave (1999-2001)
Makita, Kazuhisa (2018-19)
Manaea, Sean (2022)
Manuel, Jerry (1982)
Marcano, Tucupita (2021)
Margevicius, Nick (2019)
Margot, Manuel (2016-19)
Marisnick, Jake (2021)
Marquis, Jason (2012-13)
Marshall, Dave (1973)
Martin, Al (2000)
Martinez, Carmelo (1984-89)
Martinez, Jose (1994)
Martinez, Luis (2011)
Martinez, Nick (2022-)
Martinez, Pedro (1993-94)
Martini, Nick (2019)
Mason, Don (1971-73)
Mason, Roger (1993)
Mateo, Jorge (2020-21)
Mateo, Marcos (2015)

## HISTORY & RECORDS



Maton, Phil (2017-19)  
 Matos, Julius (2002)  
 Matthews, Mike (2003)  
 Matthews Jr., Gary (1999, 2003)  
 Maurer, Brandon (2015-17)  
 Maurer, Dave (2000-01)  
 Mauser, Tim (1993-95)  
 May, Darrell (2005)  
 Maybin, Cameron (2011-14)  
 Mazara, Nomar (2022)  
 Mazzone, Cory (2015-17)  
 Melancon, Mark (2021)  
 McAndrew, Jim (1974)  
 McAnulty, Paul (2005-08)  
 McBean, Alvin (1969)  
 McCool, Billy (1969)  
 McCovey, Willie (1974-76)  
 McCullers, Lance (1985-88)  
 McDavid, Ray (1994-95)  
 McElroy, Chuck (2001)  
 McGrath, Kyle (2017-18)  
 McGriff, Fred (1991-93)  
 McIntosh, Joe (1974-75)  
 McLeary, Marty (2004)  
 McReynolds, Kevin (1983-86)  
 Meadows, Brian (2000)  
 Medica, Tommy (2013-14)  
 Mejía, Francisco (2018-2020)  
 Mejias-Brean, Seth (2019)  
 Melendez, Jose (1991-92)  
 Melendez, Luis (1976-77)  
 Melville, Tim (2017)  
 Mendez, Donaldo (2001, 2003)

Menhart, Paul (1997)  
 Meredith, Cla (2006-09)  
 Merloni, Lou (2003)  
 Metzger, Butch (1975-77)  
 Miceli, Dan (1998-99)  
 Middlebrook, Jason (2001-02)  
 Middlebrooks, Will (2015)  
 Mikolas, Miles (2012-13)  
 Miller, Bob (1971, 1973)  
 Miller, Ed (1984)  
 Mirabelli, Doug (2006)  
 Mitchell, Bryan (2018-19)  
 Mitchell, Kevin (1987)  
 Monge, Sid (1983-84)  
 Montanez, Willie (1980)  
 Montefusco, John (1982-83)  
 Montgomery, Steve (2000)  
 Moore, Adam (2014)  
 Morales, Jerry (1969-73)  
 Morales, Rich (1973-74)  
 Morejón, Adrián (2019-)  
 Moreland, Keith (1988)  
 Moreland, Mitch (2020)  
 Moreno, Edwin (2009)  
 Moreno, Jose (1981)  
 Moreno, Juan (2002)  
 Morrow, Brandon (2015-16)  
 Morton, Colt (2007-08)  
 Moseley, Dustin (2011-12)  
 Moses, Jerry (1975)  
 Mota, Jose (1991)  
 Mouton, James (1998)  
 Mujica, Edward (2009-10)

Mulligan, Sean (1996)  
 Mumphrey, Jerry (1980)  
 Muñoz, Andres (2019-20)  
 Mura, Steve (1978-81)  
 Murphy, Dan (1989)  
 Murray, Heath (1997, 1999)  
 Murrell, Ivan (1969-73)  
 Musgrove, Joe (2021-)  
 Myers, Greg (1998-99)  
 Myers, Randy (1992, 1998)  
 Myers, Rodney (2000-02)  
 Myers, Wil (2015-2022)  
 Myrow, Bryan (2007-08)

### N (27)

Nady, Xavier (2000, 2003-05, 2014)  
 Nagy, Charles (2003)  
 Naylor, Josh (2019-2020)  
 Neal, Blaine (2004)  
 Nelson, Chris (2014)  
 Nelson, Rob (1987-90)  
 Neshek, Pat (2011)  
 Nettles, Graig (1984-86)  
 Nevin, Phil (1999-05)  
 Newfield, Marc (1995-96)  
 Newhan, David (1999-2000)  
 Nicholson, Kevin (2000)  
 Nickle, Doug (2002)  
 Niekro, Joe (1969)  
 Nieves, Melvin (1993-95)  
 Nieves, Wil (2002, 2015)  
 Nix, Jacob (2018)  
 Nola, Austin (2020-)

Nolte, Eric (1987-89, 1991)  
 Noonan, Nick (2016)  
 Norman, Fred (2017-73)  
 Norris, Bud (2015)  
 Norris, Derek (2015-2016)  
 Northcraft, Aaron (2021)  
 Norwood, James (2021)  
 Nunez, Jose (2001-2002)  
 Nyman, Gerry (1970)

### O (19)

O'Grady, Brian (2021)  
 Ohlendorf, Ross (2012)  
 Ojeda, Miguel (2003-05)  
 Olivares, Edward (2020)  
 Olivo, Miguel (2005)  
 Oña, Jorge (2020)  
 Oquist, Mike (1996)  
 Oropesa, Eddie (2004)  
 Oroscó, Jesse (2003)  
 Osting, Jimmy (2001)  
 O'Sullivan, Sean (2013)  
 Osuna, Al (1996)  
 Osuna, Antonio (2004)  
 Otsuka, Akinori (2004-05)  
 Overton, Dillon (2017-19)  
 Owchinko, Bob (1976-79)  
 Owens, Eric (1999-2000)  
 Owings, Micah (2012)  
 Oxspring, Chris (2005)


### P (46)

Paddack, Chris (2019-21)

## HISTORY & RECORDS

### ALL-TIME ROSTER (1969-2022)

Pagán, Emilio (2020-21)	Pirela, Jose (2016-19)	Rearick, Chris (2015)	Robinson, Dave (1970-71)
Pagliarulo, Mike (1989-90)	Pittman, Joe (1982)	Reberger, Frank (1969)	Robinson, Kerry (2004)
Palacios, Vicente (2000)	Plantier, Phil (1993-95, 1997)	Redding, Tim (2005)	Robles, Oscar (2007)
Palmer, Lowell (1974)	Podres, Johnny (1969)	Reed, Jody (1995-96)	Robles, Rafael (1969-70, 1972)
Palmer, Matt (2012)	Pomeranz, Drew (2016, 2020-)	Reed, Steve (2002)	Rodney, Fernando (2016)
Parent, Mark (1986-90)	Poreda, Aaron (2009)	Reineke, Chad (2008)	Rodriguez, Aurelio (1980)
Park, Chan Ho (2005-2006)	Pham, Tommy (2020-2021)	Relaford, Desi (2000)	Rodriguez, Eddy (2012)
Parrino, Andy (2011-12)	Presley, Jim (1991)	Renfroe, Hunter (2016-19)	Rodriguez, Edwin (1983, 1985)
Patiño, Luis (2020)	Profar, Jurickson (2020-2022)	Rettenmund, Merv (1976-77)	Rodriguez, Luis (2008-09)
Patterson, Bob (1985)	Puffer, Brandon (2004)	Reyes, Carlos (1998, 1999, 2000)	Rodriguez, Rich (1990-93)
Patterson, Eric (2011)	Pyznarski, Tim (1986)	Reyes, Dennys (2005)	Rodriguez, Roberto (1970)
Patterson, Scott (2008)		Reyes, Gerardo (2019)	Roenicke, Ron (1984)
Patton, Troy (2014)	<b>Q (6)</b>	Reynolds, Don (1978-79)	Rogers, Taylor (2022)
Payton, Jay (2004)	Quackenbush, Kevin (2014-17)	Reyes, Franmil (2018-19)	Romero, Mandy (1997-98)
Pearson, Jason (2002)	Qualls, Chad (2011)	Reynolds, Ken (1976)	Romo, Vicente (1973-74)
Peavy, Jake (2002-09)	Quantrill, Cal (2019-20)	Reynolds, Ronn (1990)	Rondon, Jose (2016)
Pelaez, Alex (2002)	Quantrill, Paul (2005)	Richard, Clayton (2009-13, 2016-18)	Rooker, Brent (2022)
Pena, Roberto (1969)	Quentin, Carlos (2012-2014)	Richards, Garrett (2019-20)	Rosales, Adam (2016)
Perdomo, Luis (2009-10)	Quintero, Humberto (2003-04)	Richards, Gene (1977-83)	Rosario, Eguay (2022-)
Perdomo, Luis (2016-20)		Riggs, Adam (2001)	Rosenberg, Steve (1991)
Perez, Oliver (2002-03)	<b>R (79)</b>	Ring, Royce (2007)	Rosenthal, Trevor (2020)
Perez, Santiago (2001)	Rader, Doug (1976-77)	Rivas, Webster (2021)	Roskos, John (2000)
Perkins, Broderick (1978-82)	Rakers, Aaron (2007)	Rivera, Mike (2003)	Ross, David (2005)
Perlozzo, Sammy (1979)	Ramirez, Alexei (2016)	Rivera, Rene (2013-14)	Ross, Gary (1969-74)
Perry, Gaylord (1978-79)	Ramirez, Mario (1981-85)	Rivera, Roberto (1999)	Ross, Tyson (2013-16, '18)
Petagine, Roberto (1995)	Ramirez, Roberto (1998)	Rivera, Ruben (1997-2000)	Royster, Jerry (1985-86)
Peterson, Adam (1991)	Ramirez, Nick (2021)	Rizzo, Anthony (2011)	Ruberto, Sonny (1969)
Peterson, Jace (2014)	Ramos, Cesar (2009-10)	Roa, Joe (2003)	Ruiz, Esteury (2022)
Pettis, Gary (1992)	Randa, Joe (2005)	Roach, Donn (2014)	Ruiz, Jose (2017)
Phillips, Kyle (2011)	Ransom, Cody (2013)	Roberts, Dave A. (1969-71)	Rusch, Glendon (2008)
Phillips, Mike (1981)	Rasmussen, Dennis (1983, 1988-91)	Roberts, Dave R. (2005-2006)	Russell, Adam (2009-10)
Phoebus, Tom (1971-72)	Rasmussen, Eric (1978-80)	Roberts, Dave W. (1972-75, 1977-78)	Rzeczczynski, Marc (2015)
Piazza, Mike (2006)	Rea, Colin (2015-16)	Roberts, Leon (1986, '88-91, '94-95)	
Pickford, Kevin (2002)	Ready, Randy (1986-89)	Robinson, Chris (2013)	<b>S (98)</b>



## HISTORY & RECORDS

### ALL-TIME ROSTER (1969-2022)

Sager, A.J. (1994)	Spillner, Dan (1974-78)	Tomko, Brett (2002, 2007, 2008)	Webb, Tyler (2018)
Salazar, Luis (1980-84, 1987, 1989)	Sprague, Ed (2000)	Tomlin, Dave (1974-77)	Weber, Thad (2013)
Salazar, Oscar (2009-10)	Stablein, George (1980)	Torrealba, Yorvit (2010)	Webster, Ramon (1970-71)
Sanchez, Duaner (2009)	Stahl, Larry (1969-72)	Torres, Luis (2017, 2019-20)	Weeks, Jermie (2016)
Sanchez, Hector (2016-17)	Stairs, Matt (2010)	Torres, Alex (2014)	Wehrmeister, Dave (1976-78)
Sanders, Reggie (1999)	Stammen, Craig (2017-)	Torres, Hector (1975-76)	Wells, David (2004, 2006-2007)
Sanders, Scott (1993-96, 1998)	Stanley, Fred (1972)	Torres, Jose (2016-17)	Wells, Jared (2008)
Santiago, Benito (1986-92)	Stansberry, Craig (2007-09)	Trammell, Bubba (2001-03)	Wells, Kip (2012)
Santorini, Al (1969-71)	Staton, Dave (1993-94)	Troedson, Rich (1973-74)	Welsh, Chris (1981-83)
Sardinas, Luis (2016-17)	Stauffer, Tim (2005-2014)	Trujillo, J.J. (2002)	Wengert, Don (1998)
Sawyer, Rick (1976-77)	Steels, James (1987)	Turner, Jerry (1974-81, 1983)	Werner, Andrew (2012)
Scanlon, Pat (1977)	Stephenson, Phil (1989-92)	Tyler, Kyle (2022)	Whisenant, Matt (1999-2000)
Schaeffer, Mark (1972)	Steverson, Todd (1996)		White, Rondell (2003)
Schimpf, Ryan (2016-17)	Stewart, Chris (2010)	<b>U (4)</b>	Whitehurst, Wally (1993-94)
Schiraldi, Calvin (1989-90)	Stilwell, Kurt (1992-93)	Upton, Justin (2015)	Whiteside, Matt (1999-2000)
Schulze, Don (1989)	Stimac, Craig (1980-81)	Upton, Melvin (2015-16)	Whitson, Ed (1983-84, 1986-91)
Scott, John (1974-75)	Stock, Robert (2018-19)	Urias, Luis (2018-19)	Wick, Rowan (2018)
Scott, Tayler (2022)	Stoddard, Bob (1986)	Urrea, John (1981)	Wieck, Brad (2018-19)
Scott, Tim (1991-93, 1997)	Stoddard, Tim (1985-86)		Wieland, Joe (2012-14)
Scribner, Evan (2011)	Stone, Ricky (2004)	<b>V (28)</b>	Wiggins, Alan (1981-85)
Seanez, Rudy (1993, 2001, 2005, 2006)	Strahm, Matt (2018-2021)	Valdez, Ismael (2004)	Wiley, Mark (1978)
Sears, Todd (2003)	Street, Huston (2012-2014)	Valdez, Jose (2017)	Wilhelm, Jim (1978-79)
Selma, Dick (1969)	Strom, Brent (1975-77)	Valdez, Rafael (1990)	Wilkins, Rick (2001)
Seminara, Frank (1992-93)	Stults, Eric (2012-2014)	Valdez, Wilson (2005)	Williams, Bernie (1974)
Serafini, Dan (2000)	Suarez, Robert (2022-)	Valentine, Bobby (1975-77)	Williams, Brian (1995)
Serrano, Wascar (2001)	Summers, Champ (1984)	Valenzuela, Fernando (1995-97)	Williams, Eddie (1990, 1994-95, 1998)
Severinsen, Al (1971-72)	Suppan, Jeff (2012)	Vander Wal, John (1998-99)	Williams, George (2000)
Sharon, Dick (1975)	Sutherland, Gary (1977)	VanRyn, Ben (1998)	Williams, Jim (1969-70)
Sheets, Andy (1998)	Sweeney, Brian (2004, 2006)	Vargas, Cesar (2016)	Williams, Randy (2005)
Sheffield, Gary (1992-93)	Sweeney, Mark (1997-98, 2002, 2005)	Vatcher, Jim (1991-92)	Williams, Taylor (2020-2021)
Sherman, Darrell (1993)	Sweet, Rick (1978)	Vaughn, Greg (1996-98)	Williams, Woody (1999-01, 2005-06)
Shields, James (2015-16)	Swisher, Steve (1981-82)	Vazquez, Ramon (2002-04)	Williamson, Scott (2006)
Shiell, Jason (2002)	Szczur, Matt (2017-18)	Velandia, Jorge (1997)	Willis, Ron (1970)
Shiple, Craig (1991-94, 1996-97)	Szuminski, Jason (2004)	Velasquez, Guillermo (1992-93)	Wilson, Earl (1970)
Shirley, Bob (1977-80)		Velasquez, Vince (2021)	Wilson, Josh (2009)
Show, Eric (1981-90)	<b>T (40)</b>	Venable, Will (2008- 2015)	Wilson, Steven (2022-)
Shumpert, Terry (1997)	Tabaka, Jeff (1994-95)	Veras, Dario (1996-97)	Winfield, Dave (1973-80)
Siebert, Paul (1977)	Tankersley, Dennis (2002-2004)	Veras, Quivio (1997-99)	Wingenter, Trey (2018- )
Siebert, Sonny (1975)	Tatis Jr., Fernando (2019-)	Victorino, Shane (2003)	Wise, Rick (1980-82)
Sierra, Candy (1988)	Tatum, Jim (1996)	Villafuerte, Brandon (2002-2003)	Wisler, Matt (2019)
Sikorski, Brian (2006)	Taylor, Kerry (1993-94)	Villanueva, Carlos (2016)	Witasick, Jay (2000-01, 2003-04)
Silva, Walter (2009)	Taylor, Ron (1972)	Villanueva, Christian (2017-18)	Witt, Kevin (2001)
Simpson, Steve (1972)	Tejada, Miguel (2010)	Villone, Ron (1995-96)	Wojna, Ed (1985-87)
Sipin, John (1969)	Tekotte, Blake (2011-12)	Vincent, Nick (2012-15)	Wolf, Randy (2008)
Sisk, Tommy (1969)	Tellman, Tom (1979-80)	Vitiello, Joe (2000)	Wood, Travis (2017)
Slaught, Don (1997)	Templeton, Garry (1982-91)	Voit, Luke (2022)	Worrell, Tim (1993-97)
Sledge, Terrmel (2006-2007)	Tenace, Gene (1977-80)	Volquez, Edinson (2012-13)	Wright, Jaret (2003)
Slocum, Ron (1969-71)	Terrell, Walt (1989)	Vosberg, Ed (1986, 1998-99)	Wynne, Marvell (1986-89)
Slocumb, Heathcliff (2000)	Teufel, Tim (1991-93)		
Smith, Burch (2013)	Tewksbury, Bob (1996)	<b>W (62)</b>	<b>X (0)</b>
Smith, Jake (2016)	Thatcher, Joe (2007-13)	Walker, Kevin (2000-03)	<b>Y (4)</b>
Smith, Ozzie (1978-81)	Thayer, Dale (2012- 2015)	Walker, Pete (1996)	Yardley, Eric (2019)
Smith, Pete (1997-98)	Thomas, Derrel (1972-74, 1978)	Walker, Todd (2006)	Yates, Kirby (2017-20)
Smith, Seth (2014)	Thompson, Jason (1996)	Wall, Donne (1998-2000)	Young, Chris (2006-10)
Snell, Blake (2021-)	Thompson, Mike (2006-2007)	Wallace, Brett (2015-16)	Young, Eric (2005-06)
Snook, Frank (1973)	Thompson, Mason (2021)	Walter, Gene (1985-86)	
Solarte, Yangervis (2014-17)	Thompson, Trayce (2022)	Walters, Dan (1992-93)	
Solis, Ali (2012)	Thon, Dickie (1988)	Ward, Kevin (1991-92)	<b>Z (1)</b>
Sosa, Elias (1983)	Thornton, Matt (2016)	Warren, Adam (2019)	Zawadzki, Lance (2010)
Soto, Juan (2022-)	Thurmond, Mark (1983-86)	Wasinger, Mark (1986)	
Spangenberg, Cory (2014-18)	Tingley, Ron (1982)	Watkins, Steve (2004)	<b>Managers (20)</b>
Spence, Josh (2011-12)	Tolan, Bobby (1974-75, 1979)	Weaver, Jered (2017)	Black, Bud (2007-2015)
Spencer, Stan (1998-2000)	Toliver, Fred (1989)	Weathers, Ryan (2021-)	Bochy, Bruce (1995-2006)
Spiezio, Ed (1969-72)	Tollberg, Brian (2000-2003)	Webb, Ryan (2009-10)	Boros, Steve (1986)




CLUB DIRECTORY  
 EXECUTIVES  
 MANAGER & STAFF  
 SUPPORT STAFF ADVISORS & BASEBALL OPERATIONS  
 PLAYER HEALTH & PERFORMANCE  
 SAN DIEGO PADRES  
**HISTORY & RECORDS**  
 OPPONENTS  
 SCOUTING & PLAYER DEVELOPMENT  
 PETCO PARK  
 COMMUNITY  
 MEDIA

Bowa, Larry (1987-88)	Brdar, Michael (2022)	Lefebvre, Jim (2009)	Rodriguez, Eddie (2016)
Coleman, Jerry (1980)	Brinkman, Eddie (1981)	Little, Grady (1996)	Roof, Phil (1978)
Craig, Roger (1978-79)	Brock, Tarrik (2016)	Lopes, Davey (1995-99, 2003-05)	Rothschild, Larry (2020)
Dark, Alvin (1977)	Burkhart, Morgan (2022-)	Macias, David (2022-)	Schumaker, Skip (2018-20)
Gomez, Preston (1969-72)	Cervelli, Francisco (2022)	Mathews, Jonathan (2017)	Sherry, Norm (1982-84)
Green, Andy (2016-19)	Christenson, Ryan (2022-)	Magadan, Dave (2003-2006)	Shildt, Mike (2022-)
Howard, Frank (1981)	Cisco, Galen (1985-87)	Maloo, Jack (1990)	Siebert, Sonny (1994-95)
McKeon, Jack (1988-90)	Colbert, Craig (2007-08)	McCullough, Clyde (1980-82)	Simmons, Ted (2009-10)
McNamara, John (1974-77)	Coolbaugh, Scott (2023-)	McGwire, Mark (2016-18)	Sisler, Dick (1975-76)
Melvin, Bob (2022-)	Craig, Roger (1969-72, 1976-78)	Meacham, Bobby (2007)	Skinner, Bob (1970-73, 1977)
Murphy, Pat (2015)	Davenport, Jim (1974-75)	Moon, Wally (1969)	Smith, Dave (1999-01)
Riddoch, Greg (1990-92)	Dickerson, Bobby (2020)	Morgan, Tom (1975)	Snyder, Jim (1991-92)
Riggleman, Jim (1992-94)	Dobson, Pat (1988-90)	Muser, Tony (2003-2006)	Sommers, Denny (1988-90)
Skinner, Bob (1977)	Dunlop, Harry (1983-87)	Nettles, Graig (1995)	Stairs, Matt (2018)
Tingler, Jayce (2020-21)	Easley, Damion (2019-20)	Niebla, Ruben (2022-)	Stevens, Ed (1981)
Williams, Dick (1982-85)	Esposito, Brian (2023-)	Oglivie, Ben (2000)	Stewart, Dave (1998)
Zimmer, Don (1972-73)	Espy, Duane (2000-02)	Otis, Amos (1988-90)	Summerville, Peter (2022-)
	Estrada, Chauck (1978-81)	Phillips, Dick (1980)	Tolan, Bobby (1980-83)
	Flaherty, Ryan (2022-)	Piccio, Rob (1990-2005)	Trammell, Alan (2000-02)
	Flannery, Tim (1996-2002)	Plantier, Phil (2012-2014)	Valentin, Jose (2014-15)
	Fritz, Ben (2020-)	Podres, Johnny (1973)	Vazquez, Ramon (2017)
	Garcia, Dave (1970-73)	Posedel, Bill (1974)	Virgil, Ozzie (1982-85)
	Heist, Al (1980)	Powell, Alonzo (2012-15)	Waller, Tye (1995, 2006)
	Herman, Billy (1978-79)	Price, Bryan (2022-)	Warthen, Dan (1996-97)
	Hoffman, Glenn (2006-20)	Rader, Doug (1978-79)	Washington, Johnny (2017-19)
	Johnson, Josh (2018)	Radison, Dan (1993-94)	Wietelmann, Whitey (1969-79)
	Jones, Deacon (1984-87)	Ready, Randy (2009-11)	Williams, Don (1977-80)
	Jones, Jimmy (2012)	Rettenmund, Merv (1991-99, 2006-07)	Williams, Matt (2022-)
	Joyner, Wally (2007-08)	Renteria, Rick (2008-13)	Zimmer, Don (1972)
	Kimm, Bruce (1991-92)	Riddoch, Greg (1987-90)	Zinter, Alan (2016-17)
	Kirby, Wayne (2020)	Rigney, Bill (1975)	
	Kotsay, Mark (2015)	Roarke, Mike (1991-93)	
	Krol, Jack (1981-86)	Roberts, Dave (2011-2015)	



# OPPONENTS



OPPONENTS

ALL-TIME RECORDS VS. OPPONENTS				
Team	Home	Away	Overall	
ARI	131-92	81-137	212-229 (.481)	
ATL	154-171	129-193	283-364 (.437)	
BAL	4-8	6-3	10-11 (.476)	
BOS	4-8	3-6	7-14 (.333)	
CWS	2-4	4-5	6-9 (.400)	
CHC	123-129	106-147	229-276 (.453)	
CIN	164-161	138-182-1	302-343-1 (.467)	
CLE	1-4	6-8	7-12 (.368)	
COL	133-118^	106-145	239-263 (.476)	
DET	6-6	1-5	7-11 (.389)	
HOU	165-142	125-174	290-316 (.479)	
KC	8-4	3-3	11-7 (.611)	
LAA	7-11	11-10	18-21 (.462)	
LAD	220-239-1%	195-270	415-509-1 (.449)	
MIA	54-47	56-54	110-101 (.521)	
MIL	43-34	42-47	85-81 (.512)	
MIN	4-9	3-7	7-16 (.304)	
NYM	141-117+	116-134	257-251 (.506)	
NYJ	5-4	2-7	7-11 (.389)	
OAK	7-13	7-13	14-26 (.350)	
PHI	116-135	107-144	223-279 (.444)	
PIT	116-132	117-137	233-269 (.464)	
SF	232-228	204-255	436-483 (.474)	
SEA	34-32	27-30	61-62 (.496)	
STL	123-127*	84-168	207-295 (.412)	
TB	1-5	6-9	7-14 (.333)	
TEX	11-10	14-13	25-23 (.521)	
TOR	4-5	3-3	7-8 (.467)	
WSH	124-132	113-132	237-264 (.473)	

+ Includes a 2-1 record at Monterrey Stadium in Monterrey, Mexico from August 16-18, 1996

\* Includes a 1-2 record at Aloha Stadium in Honolulu, Hawaii from April 19-20, 1997

^ Includes an 0-1 record at Monterrey Stadium in Monterrey, Mexico on April 4, 1999

% Includes a 2-1 record at Monterrey Stadium in Monterrey, Mexico from May 4-6, 2018

ANNUAL RECORDS VS. OPPONENTS																													
	ARI	ATL	BAL	BOS	CWS	CHC	CIN	CLE	COL	DET	HOU	KC	LAA	LAD	MIA	MIL	MIN	NYJ	NYM	OAK	PHI	PIT	SEA	SF	STL	TB	TEX	TOR	WSH
'69	-	5-13	-	-	-	1-11	7-11	-	-	-	8-10	-	-	6-12	-	-	-	-	1-11	-	4-8	2-10	-	6-12	4-8	-	-	-	8-4
'70	-	9-9	-	-	-	3-9	10-8	-	-	-	4-14	-	-	7-11	-	-	-	-	6-6	-	3-9	6-6	-	5-13	4-8	-	-	-	6-6
'71	-	7-11	-	-	-	3-9	8-10	-	-	-	8-10	-	-	5-13	-	-	-	-	5-7	-	8-4	3-9	-	5-13	4-8	-	-	-	5-6
'72	-	11-6	-	-	-	3-9	10-8	-	-	-	2-12	-	-	5-13	-	-	-	-	5-7	-	6-6	2-10	-	4-10	4-8	-	-	-	6-6
'73	-	6-12	-	-	-	5-7	5-13	-	-	-	8-10	-	-	9-9	-	-	-	-	4-8	-	3-9	4-8	-	7-11	4-8	-	-	-	5-7
'74	-	1-17	-	-	-	6-6	6-12	-	-	-	7-11	-	-	2-16	-	-	-	-	6-6	-	7-5	3-9	-	11-7	5-7	-	-	-	6-6
'75	-	11-7	-	-	-	7-5	7-11	-	-	-	9-9	-	-	7-11	-	-	-	-	4-8	-	5-7	4-8	-	11-7	4-8	-	-	-	5-7
'76	-	8-10	-	-	-	6-6	5-13	-	-	-	8-10	-	-	12-6	-	-	-	-	5-7	-	4-8	5-7	-	8-10	4-8	-	-	-	8-4
'77	-	7-11	-	-	-	5-7	7-11	-	-	-	10-8	-	-	6-12	-	-	-	-	6-6	-	3-9	2-10	-	8-10	8-4	-	-	-	7-5
'78	-	10-8	-	-	-	5-7	9-9	-	-	-	10-8	-	-	9-9	-	-	-	-	7-5	-	4-8	7-5	-	8-10	9-3	-	-	-	6-6
'79	-	12-6	-	-	-	3-9	7-10	-	-	-	4-14	-	-	9-9	-	-	-	-	8-4	-	3-9	5-7	-	8-10	4-8	-	-	-	5-7



# OPPONENTS

## ANNUAL RECORDS VS. OPPONENTS (CONTINUED)

	ARI	ATL	BAL	BOS	CWS	CHC	CIN	CLE	COL	DET	HOU	KC	LAA	LAD	MIA	MIL	MIN	NYG	NYM	OAK	PHI	PIT	SEA	SF	STL	TB	TEX	TOR	WSH	
'80	—	6-12	—	—	—	8-4	3-15	—	—	—	7-11	—	—	9-9	—	—	—	—	11-1	—	4-8	6-6	—	8-10	7-5	—	—	—	2-10	
'81	—	6-9	—	—	—	3-3	2-10	—	—	—	3-11	—	—	5-6	—	—	—	—	5-2	—	2-4	4-6	—	6-7	3-7	—	—	—	2-4	
'82	—	7-11	—	—	—	8-4	12-6	—	—	—	9-9	—	—	9-9	—	—	—	—	6-6	—	5-7	6-6	—	6-7	4-8	—	—	—	5-7	
'83	—	9-9	—	—	—	7-5	9-9	—	—	—	7-11	—	—	12-6	—	—	—	—	6-6	—	7-5	3-9	—	11-7	6-6	—	—	—	4-8	
'84	—	11-7	—	—	—	6-6	11-7	—	—	—	12-6	—	—	8-10	—	—	—	—	6-6	—	5-7	8-4	—	13-5	7-5	—	—	—	5-7	
'85	—	11-7	—	—	—	4-8	9-9	—	—	—	6-12	—	—	10-8	—	—	—	—	5-7	—	7-5	8-4	—	12-6	4-8	—	—	—	7-5	
'86	—	6-12	—	—	—	6-6	9-9	—	—	—	8-10	—	—	12-6	—	—	—	—	2-10	—	6-6	4-8	—	8-10	5-7	—	—	—	8-4	
'87	—	12-6	—	—	—	3-9	6-12	—	—	—	13-5	—	—	7-11	—	—	—	—	4-8	—	4-8	4-8	—	5-13	4-8	—	—	—	3-9	
'88	—	10-8	—	—	—	4-8	8-10	—	—	—	12-6	—	—	11-7	—	—	—	—	5-7	—	7-4	4-8	—	8-10	6-6	—	—	—	8-4	
'89	—	11-7	—	—	—	4-8	9-9	—	—	—	10-8	—	—	12-6	—	—	—	—	7-5	—	10-2	9-3	—	8-10	2-10	—	—	—	7-5	
'90	—	10-8	—	—	—	4-8	9-9	—	—	—	14-4	—	—	9-9	—	—	—	—	7-5	—	5-7	2-10	—	7-11	3-9	—	—	—	5-7	
'91	—	7-11	—	—	—	8-4	10-8	—	—	—	12-6	—	—	8-10	—	—	—	—	5-7	—	3-9	5-7	—	11-7	9-3	—	—	—	6-6	
'92	—	5-13	—	—	—	7-5	7-11	—	—	—	11-7	—	—	9-9	—	—	—	—	8-4	—	9-3	7-5	—	11-7	4-8	—	—	—	4-8	
'93	—	4-9	—	—	—	4-8	4-9	—	7-6	—	5-8	—	—	4-9	5-7	—	—	—	7-5	—	6-6	3-9	—	3-10	7-5	—	—	—	2-10	
'94	—	1-6	—	—	—	3-6	2-8	—	5-5	—	5-5	—	—	4-6	1-5	—	—	—	6-6	—	8-4	3-3	—	5-2	4-2	—	—	—	0-12	
'95	—	2-5	—	—	—	7-5	6-3	—	4-9	—	4-7	—	—	6-7	2-3	—	—	—	7-6	—	6-6	8-4	—	6-7	7-5	—	—	—	5-7	
'96	—	4-9	—	—	—	6-6	3-9	—	5-8	—	6-6	—	—	8-5	9-3	—	—	—	10-3	—	8-4	9-4	—	11-2	4-8	—	—	—	8-4	
'97	—	3-8	—	—	—	5-6	6-5	—	8-4	—	5-6	—	2-2	7-5	6-5	—	—	—	6-5	1-3	4-7	6-5	3-1	4-8	5-6	—	2-2	—	3-8	
'98	9-3	4-5	—	—	—	4-5	11-1	—	7-5	—	4-5	—	2-1	7-5	5-4	6-3	—	—	5-4	1-2	8-1	4-5	2-2	8-4	6-3	—	1-2	—	4-4	
'99	2-11	4-5	—	—	—	3-6	3-6	—	9-4	—	1-8	—	3-0	9-3	6-3	5-3	—	—	2-7	2-1	3-6	6-3	4-2	5-7	2-7	—	2-1	—	3-5	
'00	4-9	1-8	—	—	—	5-3	5-4	—	6-7	—	7-2	—	1-2	5-8	7-2	7-2	—	—	6-3	0-3	5-2	2-7	3-3	5-7	0-9	—	1-2	—	6-3	
'01	7-12	3-3	—	—	—	4-2	4-2	—	10-9	—	6-3	—	1-2	10-9	4-3	5-1	—	—	5-1	1-2	2-5	4-2	2-4	5-14	1-5	—	2-1	—	3-3	
'02	7-12	3-3	1-2	1-2	—	4-2	1-5	—	8-11	—	2-4	1-2	—	9-10	1-5	1-5	—	—	1-2	4-3	—	4-2	4-2	2-1	5-14	1-5	2-1	—	4-3	
'03	10-9	1-6	—	—	1-2	2-4	3-3	1-2	7-12	1-2	3-3	—	—	11-8	1-5	1-5	1-2	—	3-3	—	3-4	2-4	4-2	5-14	2-4	—	—	—	2-4	
'04	12-7	3-3	—	1-2	—	2-4	4-2	—	9-10	—	4-2	3-0	—	9-10	2-4	4-2	—	1-2	3-3	—	1-5	3-3	2-1	12-7	2-4	0-3	—	1-2	6-1	
'05	9-10	5-1	—	—	1-2	3-4	2-4	1-2	11-7	0-3	3-4	—	—	7-11	4-2	4-3	2-1	—	2-4	—	0-6	4-3	3-3	12-6	4-3	—	—	—	5-1	
'06	10-9	2-7	—	—	—	7-0	4-2	—	9-10	—	3-3	—	2-1	13-5	3-3	3-4	—	—	2-5	2-1	4-2	5-1	1-5	7-12	4-2	—	2-1	—	5-1	
'07	8-10	2-5	1-2	1-2	—	5-3	4-2	—	8-11	—	3-4	—	—	10-8	4-3	5-2	—	—	4-2	—	3-4	6-1	2-4	14-4	3-4	2-1	—	—	4-2	
'08	8-10	1-5	—	—	—	2-5	3-4	1-2	9-9	1-2	3-3	—	—	7-11	2-4	3-4	0-3	0-3	5-2	—	2-4	4-3	1-5	1-6	5-13	—	—	—	5-1	
'09	7-11	3-3	—	—	—	5-4	6-1	—	8-10	—	1-6	—	0-3	8-10	2-4	4-2	—	—	5-2	1-2	2-5	4-3	2-4	10-8	1-6	—	2-1	—	4-2	
'10	10-8	2-4	2-1	—	—	5-3	4-2	—	6-12	—	5-2	—	—	10-8	6-3	4-3	—	—	3-3	—	2-5	6-0	4-2	12-6	3-4	2-1	—	1-2	3-3	
'11	7-11	5-4	—	2-1	—	3-3	2-4	—	9-9	—	5-3	3-0	—	5-13	7-0	2-3	0-3	—	3-4	—	1-7	4-2	1-5	6-12	3-3	—	—	—	3-4	
'12	11-7	3-4	—	—	—	3-3	2-6	—	10-8	—	5-3	—	2-1	7-11	1-5	4-5	—	—	3-4	1-2	3-4	5-1	5-1	6-12	3-3	—	0-3	—	2-3	
'13	12-7	5-1	2-2	0-3	—	4-3	3-3	—	7-12	—	—	—	—	8-11	4-3	4-3	—	—	2-1	3-4	—	2-4	4-3	2-2	8-11	2-4	0-3	—	2-1	2-5
'14	7-12	4-3	—	—	2-1	4-3	5-1	1-2	9-10	2-1	—	1-2	—	7-12	4-3	3-3	1-3	—	3-3	—	3-4	3-3	2-2	10-9	3-4	—	—	—	3-4	
'15	10-9	5-2	—	—	—	3-3	4-2	—	12-7	—	—	0-3	2-1	5-14	5-2	2-5	—	—	4-2	1-3	1-5	2-5	1-3	8-11	4-3	—	3-3	—	2-5	
'16	9-10	2-4	1-3	1-2	—	2-4	4-3	—	9-10	—	—	—	—	8-11	3-3	4-3	—	2-1	3-4	—	2-5	3-3	1-3	8-11	1-6	0-3	—	1-2	4-3	
'17	8-11	2-5	—	—	1-2	4-2	4-3	2-1	7-12	2-1	—	1-2	—	6-13	1-5	2-5	1-3	—	4-3	—	5-1	3-3	—	12-7	3-4	—	1-3	—	2-5	
'18	7-12	3-4	—	—	—	2-5	4-3	—	8-11	—	1-2	—	0-3	5-14	5-2	2-4	—	—	2-4	0-4	3-3	4-3	4-0	8-11	4-3	—	2-4	—	2-4	
'19	8-11	2-5	3-1	1-2	—	3-4	2-5	—	8-11	—	—	—	—	6-13	2-4	4-3	—	3-3	1-2	—	3-3	1-6	3-1	9-10	4-2	1-2	—	2-1	4-3	
'20	5-5	—	—	—	—	—	—	—	7-3	—	3-0	—	1-3	4-6	—	—	—	—	—	2-1	—	—	—	3-3	8-2	—	—	4-0	—	
'21	11-8	2-4	—	—	—	1-5	6-1	—	8-11	—	4-2	—	2-2	7-12	4-3	2-5	—	—	3-4	2-2	2-4	4-3	3-0	8-11	3-3	—	3-0	—	4-3	
'22	14-5	4-3	—	—	1-2	5-2	6-0	1-3	9-10	1-2	—	2-1	—	5-14	4-3	4-3	2-1	—	4-2	—	3-4	4-2	1-3	13-6	2-4	—	—	—	4-3	

CLUB DIRECTORY  
 EXECUTIVES  
 MANAGER & STAFF  
 SUPPORT STAFF  
 ADVISORS & BASEBALL OPERATIONS  
 PLAYER HEALTH & PERFORMANCE  
 '23 SANDIEGO PADDLES  
 HISTORY & RECORDS  
**OPPONENTS**  
 SCOUTING & PLAYER DEVELOPMENT  
 PETCO PARK  
 COMMUNITY  
 MEDIA

## OPPONENTS



# A

## ATLANTA BRAVES

2022 vs. ATL	4-3 (.571)
Best Season vs. ATL	5-1 (.833) in 2005, 2013
Most runs in game by SD	17, April 12, 2010
Most runs in game by ATL	16, June 1, 1990
Longest Winning Streak	7 games, June 28 - September 10, 1972
Longest Losing Streak	15 games, April 18 - September 15, 1974

### Last Time the Padres Swept

3-game series in SD (6x)	August 17-19, 2015
3-game series @ ATL (3x)	August 1-3, 1989
4-game series in SD (2x)	May 29-31, 1979
4-game series @ ATL (2x)	July 25-27, 1975

# C

## CINCINNATI REDS

2022 vs. CIN	6-0 (1.000)
Best Season vs. CIN	6-0 (1.000) in 2022
Most runs in game by SD	15, 4x, last: August 14, 1987
Most runs in game by CIN	15, 2x, last: August 4, 2002
Longest Winning Streak	10 games, April 7, 1998 - May 14, 1999
Longest Losing Streak	9 games, 2x, last: September 18, 1992 - June 25, 1993

### Last Time the Padres Swept

3-game series in SD (11x)	April 18-20, 2022
3-game series @ CIN (5x)	April 26-28, 2022
4-game series in SD	June 17-20, 2021
4-game series @ CIN	never

# LA

## LOS ANGELES DODGERS

2022 vs. LAD	5-14 (.263)
Best Season vs. LAD	9-3 (.750) in 1999
Most runs in game by SD	14 (2x), last: June 27, 1995
Most runs in game by LAD	19, June 29, 1969
Longest Winning Streak	10 games, September 26, 1996 - June 28, 1997
Longest Losing Streak	16 games, September 9, 1973 - September 20, 1974

### Last Time the Padres Swept

3-game series in SD (11x)	June 21-23, 2021
3-game series @ LAD (11x)	April 15-17, 2013
4-game series in SD (2x)	April 15-18, 1982
4-game series @ LAD (1x)	June 20-23, 1983

# A

## ARIZONA DIAMONDBACKS

2022 vs. ARI	14-5 (.737)
Best Season vs. ARI	9-3 (.750) in 1998
Most runs in game by SD	14, 2x, last: May 17, 2006
Most runs in game by ARI	20 on July 7, 2018
Longest Winning Streak	7 games, July 2 - September 7, 2012
Longest Losing Streak	8 games, April 25 - September 30, 1999

### Last Time the Padres Swept

3-game series in SD (9x)	June 20-22, 2022
3-game series @ ARI (2x)	Aug. 24-26, 2012
4-game series in SD (1x)	April 10-13, 1998
4-game series @ ARI	never

# C

## CHICAGO CUBS

2022 vs. CHC	5-2 (.714)
Best Season vs. CHC	7-0 (1.000) in 2006
Most runs in game by SD	19, June 15, 2022
Most runs in game by CHC	23, May 17, 1977
Longest Winning Streak	7 games, 5/5-14/2006
Longest Losing Streak	9 games, August 19, 1970 - May 16, 1971

### Last Time the Padres Swept

3-game series in SD (6x)	May 29-31, 2017
3-game series @ CHC (4x)	May 12-14, 2006
4-game series in SD (1x)	May 5-8, 2006
4-game series @ CHC (2x)	June 13-16, 2022

# CR

## COLORADO ROCKIES

2022 vs. COL	9-10 (.474)
Best Season vs. COL	7-3 (.700) in 2020
Most runs in game by SD	16, 4x, last: June 14, 2019
Most runs in game by COL	20, September 20, 2005
Longest Winning Streak	7 games, 3x, last: August 30, 2020 - May 12, 2021
Longest Losing Streak	7 games, June 3 - September 16, 2017

### Last Time the Padres Swept

3-game series in SD (8x)	May 17-19, 2021
3-game series @ COL (2x)	September 19-21, 2011
4-game series in SD (1x)	June 25-28, 1999
4-game series @ COL	never

# M

## MIAMI MARLINS

2022 vs. MIA	4-3 (.571)
Best Season vs. MIA	7-0 (1.000) in 2011
Most runs in game by SD	20, July 27, 1996
Most runs in game by MIA	15, April 9, 1994
Longest Winning Streak	8 games, August 1, 2010 - August 21, 2011
Longest Losing Streak	7 games, April 9, 1994 - July 4, 1995

### Last Time the Padres Swept

3-game series in SD (1x)	May 6-8, 2013
3-game series @ MIA (3x)	July 19-21, 2011
4-game series in SD (1x)	August 18-21, 2011
4-game series @ MIA	never

OPPONENTS



MILWAUKEE BREWERS

2022 vs. MIL	4-3 (.571)
Best Season vs. MIL	5-1 (.833) in 2001
Most runs in game by SD	13, 6x, last: August 3, 2015
Most runs in game by MIL	12, 3x, last: August 13, 2009
Longest Winning Streak	7 games, August 27, 2000 - July 22, 2001
Longest Losing Streak	7 games, May 31, 2002 - May 27, 2003
<b>Last Time the Padres Swept</b>	
3-game series in SD (4x)	June 17-19, 2019
3-game series @ MIL	never
4-game series in SD	never
4-game series @ MIL	never



PHILADELPHIA PHILLIES

2022 vs. PHI	3-4 (.429)
Best Season vs. PHI	8-1 (.889) in 1998
Most runs in game by SD	16, July 26, 1970
Most runs in game by PHI	18, August 24, 1999
Longest Winning Streak	6 games, 2x, last: July 9-21, 1992
Longest Losing Streak	11 games, May 23, 2004 - July 4, 2006
<b>Last Time the Padres Swept</b>	
3-game series in SD (8x)	August 14-16, 2017
3-game series @ PHI (2x)	August 25-27, 1998
4-game series in SD (1x)	July 9-12, 1992
4-game series @ PHI	never



SAN FRANCISCO GIANTS

2022 vs. SF	13-6 (.684)
Best Season vs. SF	11-2 (.846) in 1996
Most runs in game by SD	17, May 23, 1970
Most runs in game by SF	18, June 23, 1986
Longest Winning Streak	10 games, May 1 - September 16, 1996
Longest Losing Streak	9 games, April 25 - May 25, 2016
<b>Last Time the Padres Swept</b>	
3-game series in SD (13x)	September 10-13, 2020
3-game series @ SF (9x)	August 29-31, 2022
4-game series in SD (3x)	July 4-7, 1996
4-game series @ SF (1x)	June 27-30, 1996



WASHINGTON NATIONALS

2022 vs. WSH	4-3 (.571)
Best Season vs. WSH	6-1 (.857) in 2004
Most runs in game by SD	24, July 16, 2021
Most runs in game by MON/WSH	15, 2x, last: July 7, 2021
Longest Winning Streak	5 games, 4x, last: May 29, 2008 - July 24, 2009
Longest Losing Streak	15 games, July 25, 1993 - May 24, 1995
<b>Last Time the Padres Swept</b>	
3-game series in SD (7x)	August 31 - September 2, 2009
3-game series @ MON/WSH (7x)	September 19-21, 2008
4-game series in SD (1x)	April 26-29, 2004
4-game series @ MON/WSH	never



NEW YORK METS

2022 vs. NYM	4-2 (.667)
Best Season vs. NYM	11-1 (.917) in 1980
Most runs in game by SD	18, May 31, 2010
Most runs in game by NYM	14, April 29, 2018
Longest Winning Streak	9 games, June 16, 1980 - May 1, 1981
Longest Losing Streak	11 games, May 28 - August 27, 1969
<b>Last Time the Padres Swept</b>	
3-game series in SD (4x)	August 14-16, 2001
3-game series @ NYM (3x)	August 13-15, 2002
4-game series in SD (2x)	June 5-8, 2008
4-game series @ NYM (1x)	August 23-26, 2004



PITTSBURGH PIRATES

2022 vs. PIT	4-2 (.667)
Best Season vs. PIT	6-0 (1.000) in 2010
Most runs in game by SD	17, July 18, 1989
Most runs in game by PIT	16, July 28, 2000
Longest Winning Streak	9 games, September 19, 2009 - August 12, 2010
Longest Losing Streak	10 games, August 29, 1992 - August 22, 1993
<b>Last Time the Padres Swept</b>	
3-game series in SD (10x)	August 20-22, 2012
3-game series @ PIT (6x)	August 5-7, 2011
4-game series in SD (1x)	September 17-20, 2007
4-game series @ PIT (1x)	August 8-11, 1996



ST. LOUIS CARDINALS

2022 vs. STL	2-4 (.333)
Best Season vs. STL	9-3 (.750) in 1978, 1991
Most runs in game by SD	17, August 24, 1993
Most runs in game by STL	17, May 7, 1987
Longest Winning Streak	9 games, June 22, 1991 - May 1, 1992
Longest Losing Streak	11 games, September 29, 1999 - September 28, 2000
<b>Last Time the Padres Swept</b>	
3-game series in SD (14x)	May 14-16, 2021
3-game series @ STL (1x)	May 23-25, 1980
4-game series in SD	never
4-game series @ STL	never

CLUB DIRECTORY  
EXECUTIVES  
MANAGER & STAFF  
SUPPORT STAFF  
ADVISORS & BASEBALL OPERATIONS  
PLAYER HEALTH & PERFORMANCE  
23 SAN DIEGO PADRES  
HISTORY & RECORDS  
SCOUTING & PLAYER DEVELOPMENT  
PETCO PARK  
COMMUNITY  
MEDIA

OPPONENTS

## OPPONENTS



### BOSTON RED SOX

2019 vs. BOS	1-2 (.333)
Best Season vs. BOS	2-1 (.667) in 2011
Most runs in game by SD	8, June 9, 2004
Most runs in game by BOS	14, June 20, 2011
Longest Winning Streak	2 games, June 22 - July 2, 2011
Longest Losing Streak	4 games, September 6, 2016 - August 24, 2019

#### Last Time the Padres Swept

3-game series in SD	never
3-game series @ BOS	never
4-game series in SD	never
4-game series @ BOS	never



### CLEVELAND GUARDIANS

2022 vs. CLE	1-3 (.250)
Best Season vs. CLE	2-1 (.667) in 2017
Most runs in game by SD	9, June 12, 2003 @ CLE
Most runs in game by CLE	11, July 6, 2017 @ CLE
Longest Winning Streak	3 games, April 9, 2014 (Game 2) - July 5, 2017
Longest Losing Streak	3 games, 2x, last: May 4-August 24, 2022

#### Last Time the Padres Swept

3-game series in SD	never
3-game series @ CLE	never
4-game series in SD	never
4-game series @ CLE	never



### HOUSTON ASTROS

2021 vs. HOU	4-2 (.667)
Best Season vs. HOU	3-0 (1.000) in 2020
Most runs in game by SD	18, July 29, 2007 @ HOU
Most runs in game by HOU	15, September 16, 1997 @ HOU
Longest Winning Streak	8 games, 2x, last: July 29-September 18, 1990
Longest Losing Streak	9 games, June 22-September 17, 1979

#### Last Time the Padres Swept

3-game series in SD	August 21-23, 2020
3-game series @ HOU	May 21-23, 2001
4-game series in SD	August 6-9, 1992
4-game series @ HOU	never



### BALTIMORE ORIOLES

2019 vs. BAL	3-1 (.750)
Best Season vs. BAL	3-1 (.750) in 2019
Most runs in game by SD	12, June 19, 2007
Most runs in game by BAL	12, June 29, 2016
Longest Winning Streak	3 games, 2x, last: June 25-July 29, 2019
Longest Losing Streak	3 games, June 22-29, 2016

#### Last Time the Padres Swept

3-game series in SD	never
3-game series @ BAL	never
4-game series in SD	never
4-game series @ BAL	never



### CHICAGO WHITE SOX

2022 vs. CWS	1-2 (.333)
Best Season vs. CWS	2-1 (.667) in 2014
Most runs in game by SD	6, May 12, 2017 @ CWS
Most runs in game by CWS	9, May 14, 2017 @ CWS
Longest Winning Streak	2 games, May 30-31, 2014
Longest Losing Streak	3 games, May 13, 2017-September 30, 2022

#### Last Time the Padres Swept

3-game series in SD	never
3-game series @ CWS	never
4-game series in SD	never
4-game series @ CWS	never



### DETROIT TIGERS

2022 vs. DET	1-2 (.333)
Best Season vs. DET	2-1 (.667) in 2014, 2017
Most runs in game by SD	7, June 24, 2017 vs. DET
Most runs in game by DET	12, July 25, 2022 @ DET
Longest Winning Streak	3 games, April 13, 2014 - June 24, 2017
Longest Losing Streak	3 games, June 14-16, 2005

#### Last Time the Padres Swept

3-game series in SD	never
3-game series @ DET	never
4-game series in SD	never
4-game series @ DET	never



### KANSAS CITY ROYALS

2022 vs. KC	2-1 (.667)
Best Season vs. KC	3-0 (1.000) in 2004, 2011
Most runs in game by SD	13, August 26, 2022 @ KC
Most runs in game by KC	15, August 28, 2022 @ KC
Longest Winning Streak	7 games, July 2, 2004 - May 5, 2014
Longest Losing Streak	2 games, 2x, last: June 10-11, 2017

#### Last Time the Padres Swept

3-game series in SD	2x, last: June 27-29, 2011
3-game series @ KC	never
4-game series in SD	never
4-game series @ KC	never

## OPPONENTS

### LOS ANGELES ANGELS

2021 vs. LAA	2-2 (.500)
Best Season vs. LAA	3-0 (1.000) in 1999
Most runs in game by SD	11, September 2, 2020 @ LAA
Most runs in game by LAA	11, 2 x, last: June 12, 2009 @ LAA
Longest Winning Streak	4 games, July 18, 1999 - July 16, 2000
Longest Losing Streak	4 games, June 12, 2009 - May 18, 2012

#### Last Time the Padres Swept

3-game series in SD	never
3-game series @ LAA	July 18-20, 1999
4-game series in SD	never
4-game series @ LAA	never

### NEW YORK YANKEES

2019 vs. NYY	1-2 (.333)
Best Season vs. NYY	2-1 (.667) in 2013, 2016
Most runs in game by SD	10, June 11, 2004
Most runs in game by NYY	8, 2x, last: June 18, 2008
Longest Winning Streak	3 games, August 4, 2013 - July 2, 2016
Longest Losing Streak	5 games, June 12, 2004 - June 19, 2008

#### Last Time the Padres Swept

3-game series in SD	never
3-game series @ NYY	never
4-game series in SD	never
4-game series @ NYY	never

### SEATTLE MARINERS

2022 vs. SEA	1-3 (.250)
Best Season vs. SEA	4-0 (1.000) in 2018
Most runs in game by SD	16, May 21, 2021
Most runs in game by SEA	16, 2x, last: June 2, 2016
Longest Winning Streak	7 games, August 28, 2018 - August 6, 2019
Longest Losing Streak	7 games, May 17, 2008 - June 17, 2009

#### Last Time the Padres Swept

3-game series in SD	May 21-23, 2021
3-game series @ SEA	June 12-14, 2012
4-game series in SD	never
4-game series @ SEA	never

### TEXAS RANGERS

2021 vs. TEX	3-0 (1.000)
Best Season vs. TEX	4-0 (1.000) in 2020
Most runs in game by SD	17, June 7, 1998 @ TEX
Most runs in game by TEX	12, June 26, 2009 @ TEX
Longest Winning Streak	8 games, Sept. 16-2018 - April 11, 2021
Longest Losing Streak	4 games, 2x, last: May 9, 2017 - June 25, 2018

#### Last Time the Padres Swept

3-game series in SD	never
3-game series @ TEX	April 9-11, 2021
4-game series in SD	never
4-game series @ TEX	never

### MINNESOTA TWINS

2022 vs. MIN	2-1 (.667)
Best Season vs. MIN	2-1 (.667) 2x, in 2005, 2022
Most runs in game by SD	10, July 29, 2022 vs. MIN
Most runs in game by MIN	16, September 12, 2017 @ MIN
Longest Winning Streak	2 games, 2x, last: August 6, 2014 - August 1, 2017
Longest Losing Streak	9 games, June 24, 2008 - August 5, 2014

#### Last Time the Padres Swept

3-game series in SD	never
3-game series @ MIN	never
4-game series in SD	never
4-game series @ MIN	never

### OAKLAND ATHLETICS

2021 vs. OAK	2-2 (.500)
Best Season vs. OAK	2x, last: 2-1 (.667) in 2020
Most runs in game by SD	15, June 30, 1997 @ OAK
Most runs in game by OAK	16, June 17, 2015 @ OAK
Longest Winning Streak	3 games, June 14, 2001 - June 28, 2006
Longest Losing Streak	5 games, June 5, 2000 - June 13, 2001

#### Last Time the Padres Swept

3-game series in SD	never
3-game series @ OAK	never
4-game series in SD	never
4-game series @ OAK	never

### TAMPA BAY RAYS

2019 vs. TB	1-2 (.333)
Best Season vs. TB	2-1 (.667) in 2002, 2007, 2010
Most runs in game by SD	9 (2x), last: June 13, 2007
Most runs in game by TB	15, August 16, 2016
Longest Winning Streak	4 games, June 13, 2007 - June 23, 2010
Longest Losing Streak	9 games, June 24, 2010 - August 13, 2019

#### Last Time the Padres Swept

3-game series in SD	never
3-game series @ TB	never
4-game series in SD	never
4-game series @ TB	never

### TORONTO BLUE JAYS

2019 vs. TOR	2-1 (.667)
Best Season vs. TOR	2-1 (.667) in 2013, 2019
Most runs in game by SD	19, May 25, 2019 @ TOR
Most runs in game by KC	10, May 26, 2019 @ TOR
Longest Winning Streak	3 games, July 27, 2016-May 25, 2019
Longest Losing Streak	3 games, June 2, 2013-July 26, 2016

#### Last Time the Padres Swept

3-game series in SD	never
3-game series @ TOR	never
4-game series in SD	never
4-game series @ TOR	never



# SCOUTING & PLAYER DEVELOPMENT



PLAYER DEVELOPMENT



**RYLEY WESTMAN**

Director, Player Development



**MIKE DALY**

Assistant Director, Player Development



**ROB MARCELLO**

Director, Pitching Development



**VINNY LOPEZ**

Field Coordinator & Player Performance



**RYAN BARBA**

Assistant Field Coordinator/  
Infield Coordinator



**MIKE MCCOY**

Minor League Hitting  
Coordinator



**JOSE RADA**

Minor League Hitting  
Coordinator



**BRIAN WHATLEY**

Minor League Catching  
Coordinator



**MATT HANCOCK**

Rehab Pitching Coordinator

**NOT PICTURED**

**MOLLY MEYER**

Player Plan Coordinator

SCOUTING & PLAYER DEVELOPMENT

SUPPORT STAFF & ADMINISTRATION



**TODD STEPHENSON**

Manager, Minor League Administration/Peoria Operations



**ZACH NELSON**

Manager, Minor League Clubhouse & Equipment



**KAITLYN SIMMONS**

Manager, Learning, Education & Life Skills



**ETHAN DIXON**

Manager, Player Development Video Operations & Pro Scout



**VICENTE CAFARO**

Coordinator, International Player Development



**CLINTON SEWELL**

Coordinator, Player Development



**ALLISON LUNEBORG**

Coordinator, Minor League Administration & Baseball Operations



**ROSA POU**

Mental Skills Coordinator



**KYLE ROSS**

Clubhouse Assistant



**SHERLY GERMAN**

Lead ESL Instructor

**NOT PICTURED**

**FABIAN DI LORENZO**

Mental Skills Coach



SPORTS MEDICINE & PERFORMANCE



**JOJO TARANTINO**

Medical Administration  
Coordinator



**PAUL PORTER**

Minor League Athletic  
Training Coordinator



**HILLARY PLUMMER**

Quality Assurance  
Specialist, Player Health &  
Performance



**RYO NAITO**

Minor League Strength &  
Conditioning Coordinator



**DWAYNE PETERSON**

Rehab Strength Coach



**JAME GOTTLIEB**

Minor League Performance  
Dietitian



**AARON WENBERTSMAN**

Minor League Physical  
Therapist



**TAYLOR MCWILLIAMS**

Minor League Physical  
Therapist

**NOT PICTURED**

**JON HILL**

Minor League Assistant  
Strength & Conditioning  
Coordinator

SCOUTING & PLAYER DEVELOPMENT

SCOUTING



**CHRIS KEMP**

Vice President, Amateur & International Scouting



**PETE DEYOUNG**

Vice President, Professional Scouting



**ACEY KOHROGI**

Director, Pacific Rim Operations



**CÉSAR RIZIK**

Director, Latin America Operations



**BRETT BECKER**

Manager, Professional Scouting & Baseball Operations



**MAX KRAUST**

Coordinator, Amateur Scouting Operations



**NICK BRANNON**

Southeast Supervisor



**JOSH EMMERICK**

West Coast Supervisor



**MIKE KANEN**

Northeast Supervisor



**ANDREW SALVO**


South Central Supervisor

AREA SCOUTS



**SPENCER BABCOCK**

Area Scout, Southern California



**DOUG BANKS**

Amateur Scout



**JUSTIN BAUGHMAN**

Area Scout, Northwest & Hawaii



**CLINT HARRISON**

Area Scout, Gulf States




**TROY HOERNER**

Area Scout, Upper Midwest



**CHRIS KEMLO**

Area Scout, Canada



**JAKE KOENIG**

Area Scout, International Crosschecker



**MATT MALONEY**

Area Scout, Ohio Valley



**JOHN MARTIN**

Area Scout, North Florida



**JOHN MCNAMARA**

Area Scout, Northeast



**STEPHEN MORITZ**

Area Scout, Plains States



**TIM REYNOLDS**

Area Scout, Northern California

CLUB DIRECTORY  
EXECUTIVES  
MANAGER & STAFF  
SUPPORT STAFF, ADVISORS & BASEBALL OPERATIONS  
PLAYER HEALTH & PERFORMANCE  
23 SAN DIEGO PADDLES  
HISTORY & RECORDS  
OPPONENTS  
PETCO PARK  
COMMUNITY  
MEDIA

SCOUTING & PLAYER DEVELOPMENT

SCOUTING & PLAYER DEVELOPMENT

AREA SCOUTS



**WILLIE RONDA**

Area Scout, Puerto Rico



**DANIEL SADER**

Area Scout, Mid-Atlantic



**MATT SCHAFFNER**

Area Scout, North Texas & North Louisiana



**WILL SCOTT**

Four Corners



**JACK SHANNON**

Associate Scout



**TYLER STUBBLEFIELD**

Area Scout, Georgia & Eastern Tennessee



**TYLER WATSON**

Area Scout, South Texas & South Louisiana

INTERNATIONAL SCOUTING & OPERATIONS



**TREVOR SCHUMM**

International Scouting  
Supervisor



**BILL MCLAUGHLIN**

International Crosschecker,  
Mexico Supervisor



**ALVIN DURAN**

Coordinator, Dominican  
Republic



**LUIS PRIETO**

Coordinator, Venezuela



**ANTONIO ALEJOS**

Scout, Venezuela



**ANDRES CABADIAS**

Scout, Colombia



**EMENEJILDO DIAZ**

Scout, Dominican Republic



**JHONATHAN FELIZ**

Scout, Dominican Republic



**PO-HSUAN KENG**

Scout, Taiwan



**RICARDO MONTENEGRO**

Scout, Panama



**HUN NAMGUNG**

Scout, Korea & Taiwan



**JOSE SALADO**

Scout, Dominican Republic



**FRANKLYN PEGUERO**

Administrator, D.R. Baseball  
Operations



**MARTINA PEREYRA**

Assistant Administrator,  
D.R. Baseball Operations

**NOT PICTURED**

**ANGEL FLORENTINY**

Scout, Venezuela

**KELVIN ALARCON**

Scout, Venezuela

**HUN NAMGUNG**

Scout, Korea

**EMANUEL RANGEL**

Scout, Mexico

**MARK SAUNDERSON**

Scout, Australia

**CLIFF TERRACUSO**

Area Scout/International  
Scout

**FELIPE MORILLO**

Scout, Dominican Republic

**CARLOS TAVERAS**

Scout, Dominican Republic

**KEIJI UEZONO**

Scout, Japan

**SHERMAN LACRUS**

Scout, Curacao

**NEOHAR CALDERA**

Scout, Venezuela

**JOEL CARO**

Latin American Operations  
Assistant

**BÉLGICA REYES**

Latin American Education  
Coordinator

SCOUTING & PLAYER DEVELOPMENT

PROFESSIONAL SCOUTS



**MIKE JUHL**

Professional Scouting  
 Crosschecker



**CHUCK LAMAR**

Professional Scouting  
 Crosschecker



**DOMINIC VIOLA**

Professional Scouting  
 Crosschecker



**KEITH BOECK**

Special Assistant,  
 Professional Scouting



**SPENCER GRAHAM**

Special Assistant,  
 Professional Scouting



**CRAIG BELL**

Professional Scout



**KIMBALL CROSSLEY**

Professional Scout



**TIM HOLT**

Professional Scout



**CHRIS KUSIOLEK**

Professional Scout



**SPIKE LUNDBERG**

Professional Scout



**MARK MERILA**

Professional Scout



**MAC SEIBERT**

Professional Scout



**TYLER TUFTS**

Professional Scout



**MIKE VENAFRO**

Professional Scout



**JACOB ZWEIBACK**

Professional Scout

## AFFILIATES

### PADRES AFFILIATE HISTORY

#### ALL-TIME TRIPLE-A AFFILIATES

1969	Omaha	American Association
1970	Salt Lake City	Pacific Coast League
1971-82	Honolulu	Pacific Coast League
1983-2000	Las Vegas	Pacific Coast League
2001-10	Portland	Pacific Coast League
2011-13	Tucson	Pacific Coast League
2014 - present	El Paso	Pacific Coast League

#### ALL-TIME DOUBLE-A AFFILIATES

1969	Elmira	Eastern League
1972-75	Alexandria	Texas League
1976-82	Amarillo	Texas League
1983-86	Beaumont	Texas League
1987-94	Wichita	Texas League
1995-96	Memphis	Southern League
1997-2006	Mobile	Southern League
2007-2018	San Antonio	Texas League
2019 - 2020	Amarillo	Texas League
2021 - present	San Antonio	Central League

#### ALL-TIME HIGH-A AFFILIATES

1969	Key West	Florida State League
1970-71	Lodi	California League
1972	Kinston	Carolina League
1975-87	Reno	California League
1981-83	Salem	Carolina League
1983-94	Miami	Florida State League
1988-90	Riverside	California League
1991-92	High Desert	California League
1993-2000	Rancho Cuc.	California League
2001 - 2020	Lake Elsinore	California League
2021 - present	Fort Wayne	Midwest League

#### ALL-TIME LOW-A AFFILIATES

1985-92	Charleston	South Atlantic League
1989-94	Waterloo	Midwest League
1993-99	Clinton	Midwest League
1999 - 2020	Fort Wayne	Midwest League
2020 - present	Lake Elsinore	California League

#### ALL-TIME SHORT-A AFFILIATES

1969-70	Elmira	Eastern League
1970-72	Tri Cities	Northwest League
1973-82	Walla Walla	Northwest League
1980	Grays Harbor	Northwest League
1983-94	Spokane	Northwest League
2001-14	Eugene	Northwest League
2015 - 2020	Tri-City	Northwest League

#### ALL-TIME ROOKIE AFFILIATES

1969	Salt Lake City	Pioneer League
1981	Bradenton	Gulf Coast League
1982	Sarasota	Gulf Coast League
1989-92	Scottsdale	Arizona Rookie League
1993-2000	Peoria	Arizona Rookie League
1995-2003	Idaho Falls	Pioneer League
2004 - present	Padres 1	Arizona Rookie League
2017 - present	Padres 2	Arizona Rookie League

**AFFILIATES**

**EL PASO CHIHUAHUAS (TRIPLE-A)**




<b>League</b>	Pacific Coast League
<b>Division</b>	Pacific Southern Division
<b>President</b>	Alan Ledford
<b>PR Contact and Email</b>	Tim Hagerty - thagerty@epchihuahuas.com
<b>Phone</b>	(915) 242-2028
<b>Website</b>	www.milb.com/el-paso
<b>Padres Affiliate Since</b>	2014
<b>Ballpark</b>	Southwest University Park

**SAN ANTONIO MISSIONS (DOUBLE-A)**



<b>League</b>	Texas League (Double-A)
<b>Division</b>	Central League
<b>President</b>	Burl Yarbrough - burly@samissions.com
<b>PR Contact and Email</b>	Jeremy Sneed - jsneed@samissions.com
<b>Phone</b>	(210) 675-7275
<b>Website</b>	www.milb.com/san-antonio
<b>Padres Affiliate Since</b>	2007-18, 2021-present
<b>Ballpark</b>	Wolf Stadium

**FORT WAYNE TINCAPS (HIGH-A)**



<b>League</b>	Midwest League
<b>Division</b>	Eastern Division
<b>President</b>	Mike Nutter
<b>PR Contact and Email</b>	John Nolan - nolan@tincaps.com
<b>Phone</b>	(260) 482-6400
<b>Website</b>	www.milb.com/fort-wayne
<b>Padres Affiliate Since</b>	1999
<b>Ballpark</b>	Parkview Field

**LAKE ELSINORE STORM (LOW-A)**



<b>League</b>	California League
<b>Division</b>	South Division
<b>General Managers</b>	Shaun Brock and Christine Kavic
<b>PR Contact and Email</b>	Justin Picknard - jpickard@stormbaseball.com
<b>Phone</b>	(951) 245-4487
<b>Website</b>	www.milb.com/lake-elsinore
<b>Padres Affiliate Since</b>	2001
<b>Ballpark</b>	The Diamond



## AFFILIATES

### MANAGERS



**PHILLIP WELLMAN**  
EL PASO



**LUKE MONTZ**  
SAN ANTONIO



**JONATHAN MATTHEWS**  
FORT WAYNE



**PETE ZAMORA**  
LAKE ELSINORE

### PITCHING COACHES



**SCOTT MITCHELL**  
EL PASO



**JIMMY JONES**  
EL PASO  
ASS. PITCHING COACH



**JEFF ANDREWS**  
SAN ANTONIO



**CARLOS CHAVEZ**  
FORT WAYNE



**THOMAS EHELMAN**  
LAKE ELSINORE

### HITTING COACHES



**RAUL PADRON**  
EL PASO



**PAT O'SULLIVAN**  
SAN ANTONIO



**AARON GRAY**  
FORT WAYNE



**JED MORRIS**  
LAKE ELSINORE

AFFILIATES

BENCH COACHES



FELIPE BLANCO  
SAN ANTONIO



JOHNALDO POZO  
LAKE ELSINORE

NOT PICTURED

STEPHEN MINTZ  
EL PASO


ATHLETIC TRAINERS



MARITZA CASTRO  
EL PASO



DAVID BRYAN  
SAN ANTONIO



LAUREN GOTTSCHALL  
FORT WAYNE



JOSEAN PRIETO  
LAKE ELSINORE


NOT PICTURED

JOSH DILORETO  
EL PASO

STRENGTH COACHES



A.J. RUSSELL  
EL PASO



CHANDLER CRAIG  
FORT WAYNE




MARK SPADAVECCHIA  
LAKE ELSINORE

NOT PICTURED

GARRETT KELLY  
SAN ANTONIO

## AFFILIATES

### PERFORMANCE ANALYSTS



AUSTIN HARRIS  
EL PASO



GREGORY BENDER  
FORT WAYNE



CHARLES KING  
LAKE ELSINORE

NOT PICTURED

TRAVIS CRAVEN  
SAN ANTONIO

### VIDEO ANALYSTS



CULLEN MERSCH  
EL PASO



MATT THOMAS  
SAN ANTONIO



JARED POLLOCK  
FORT WAYNE

NOT PICTURED

DYLAN BRYANT  
LAKE ELSINORE

**AFFILIATES**

**ARIZONA COMPLEX LEAGUE**



<b>League</b>	Arizona Complex League
<b>Division</b>	ACL West
<b>Phone</b>	(623) 773-8700
<b>Padres affiliate since</b>	1988
<b>Ballpark</b>	Peoria Stadium

**2023 ACL PADRES COACHING STAFF**

						
<b>LUKAS BAY</b> Manager	<b>YOEL MONZON</b> Pitching Coach	<b>ROBBIE PRICE</b> Pitching Coach	<b>LEO ROSALES</b> Pitching Coach	<b>MIGUEL DEL CASTILLO</b> Hitting Coach	<b>ERIC DEL PRADO</b> Hitting Coach	<b>BRIAN BETANCOURT</b> Bench Coach
						
<b>EDINSON RINCON</b> Bench Coach	<b>CODY DERBY</b> Athletic Trainer	<b>IRENE KU</b> Athletic Trainer	<b>KEVIN MIXON</b> Strength Coach	<b>CONNOR SHADRO</b> Strength Coach	<b>CHRIS APECECHEA</b> Performance Analyst	<b>KORY REINSFELDER</b> Performance Analyst



## AFFILIATES

### DOMINICAN SUMMER LEAGUE PADRES



<b>League</b>	Dominican Summer League
<b>Division</b>	Baseball City
<b>Phone</b>	(809) 685-5000
<b>Padres affiliate since</b>	1987
<b>Ballpark</b>	Padres Dominican Republic Baseball Park

### 2023 DSL PADRES COACHING STAFF




**NELSON CRUZ**  
Pitching Coach



**JACKSON QUEZADA**  
Pitching Coach



**WILFRI DE LA CRUZ**  
Bench Coach



**SERGIO WEST**  
Strength Coach

### NOT PICTURED

**LUIS MENDEZ**  
Manager

**YUNIR GARCIA**  
Hitting Coach

**RUDDY GIRON**  
Hitting Coach

**DIEGO CEDENO**  
Hitting Coach

**JUAN ROJAS**  
Bench Coach

**BRALLAN PEREZ**  
Bench Coach

**JAIRO GARCIA**  
Athletic Trainer

**CRISTINA MEDINA**  
Strength Coach

**GLENN STEELE**  
Athletic Trainer



**AFFILIATES**



**PADRES DOMINICAN REPUBLIC BASEBALL PARK**

<b>Location</b>	Najayo, San Cristobal, Dominican Republic
<b>Design</b>	HOK Sport
<b>Local Architect</b>	Jose Mella Febles & Assoc., S.A.
<b>Construction Management</b>	RALCO Construction Management Services
<b>Contractors</b>	Ing. Cristian Ciccone y Asociados, C. Por A.
<b>Gross Square Footage</b>	15 acres (653,400 square feet)

<b>FEATURES</b>
<b>Two Regulation-Size Playing Fields</b>
<b>One Half Field</b>
<b>Batting Tunnels</b>
<b>20,000 sq. ft. Clubhouse</b>
<b>18,000 sq. ft. Players Residence</b>
<b>5,000 sq. ft. managers/coaches residence</b>
<b>Administrative Offices</b>
<b>Weight and Training Rooms</b>
<b>Dining Hall</b>
<b>Classrooms</b>

The Padres set new standards for Major League Baseball training facilities with their state-of-the-art Dominican Republic Baseball Park in Najayo, San Cristobal. Officially opened on April 30, 2008, the complex serves as the hub of the Padres Latin American operations where international players live and train year-round. The complex is also the home of the Dominican Summer League Padres. It served as the host location for the 2013 Padres' Instructional League.

The facility boasts two regulation-size playing fields and a half field, batting tunnels, covered pitching mounds and a clubhouse containing Major League-caliber weight and training rooms. The complex has housing for over 60 players as well as managers and coaches, including a kitchen and dining facilities. In an effort to create the ultimate facility, the Padres have incorporated on-site classrooms, a librar, computer learning centers and a first-rate player education program.

In conjunction with the construction of its Dominican Republic Baseball Park, the Padres have pioneered a community outreach program aimed at improving the quality of basic public education in the Dominican Republic. The Padres have partnered with SDSU, UCSD, SurFuturo, USAID and the American Chamber of Commerce Dominican Republic to improve four local community schools and incorporate after-school programs for students.

AFFILIATES



PEORIA SPORTS COMPLEX

8131 W. Paradise Lane, Peoria, AZ 85382 | (623) 486-7000

<b>Owner</b>	City of Peoria
<b>First Game</b>	Padres vs. Mariners, March 2, 1994
<b>Seating Capacity</b>	12,339

Outfield Dimensions			
<b>Left Field</b>	340 ft.	<b>Right-Center</b>	385 ft.
<b>Left-Center</b>	385 ft.	<b>Right Field</b>	340 ft.
<b>Center Field</b>	410 ft.		

2023 Spring Training marked the 30th Spring Training season at the Peoria Sports Complex for the Padres in Peoria, Ariz. The complex, located 20 miles northwest of downtown Phoenix, serves as the spring home for both the Padres and the Seattle Mariners, and it serves as the premier Cactus League venue on the west side of Phoenix, providing easy access from the 101 Loop and is within walking distance to Peoria's P83 entertainment district featuring shopping dining and entertainment.

The complex provides separate state-of-the-art facilities for the two clubs, and both the Padres and Mariners clubhouses received over a combined 31 million dollars in renovations prior to the 2014 season. Each team's facility has six full fields, two-half fields for infield and base running drills, a bunting field, four covered batting tunnels and eight open air batting tunnels. Both clubhouses are over 55,000 square feet and include administrative offices, full-service kitchens and cafeterias, weight and training rooms and media workrooms.

Prior to the 2017 season, Peoria Stadium also underwent large LED and audio system upgrades including the following: New 2,100 square foot LED display, which was the largest in baseball's Cactus and Grapefruit Leagues and the first to feature 13HD LED. New display will measure approximately 35 feet high by 61 feet wide and feature a 13HD pixel layout to provide high-resolution imagery. Upgraded audio system includes fully-distributed sound, providing full-range sound reproduction for a powerful audio experience. Additional transformations preceding the 2014 season included the following: New 2,400 square foot team store along with renovated entrance gates and administrative offices. New fixed seats with cup holders as well as new seats along the first and third baselines and field level seating behind home plate.

The Colonnade, a new group space down the third base line was installed in 2016 featuring an upscale catering menu, TV's, private restrooms, full bar and viewing patio for groups of up to 200. New outfield pavilion in left field to accommodate groups of 20-300 as well as widened pedestrian walkway around the outfield. Accessible seating platforms added as well as an ADA accessible ramp to the stadium field. Public restroom upgrades. Infrastructure upgrades to water, fiber and information technology.

The working press box at Peoria Stadium has space for 35 writers and five separate broadcast booths. To reserve broadcast booth space, please contact **JP Nolan** in the Padres Media Relations Department at [jnolan@padres.com](mailto:jnolan@padres.com).

Spring Training Record and Attendance		
Year	Overall Record	Home Attendance
1969	10-15	14,987
1970	14-12	17,991
1971	11-14	16,540
1972	12-8	13,437
1973	6-16	13,735
1974	10-10	15,748
1975	10-10	16,462
1976	8-7	10,420
1977	16-10	24,279
1978	15-13	30,270
1979	9-11	35,180
1980	8-10	27,881
1981	12-13	30,972
1982	15-8	29,788
1983	12-13	47,000
1984	13-17	50,262
1985	11-15	61,421
1986	16-14	62,103
1987	13-16	59,531
1988	11-16	59,485
1989	18-8	69,541
1990	12-2	23,481
1991	15-12	63,298
1992	13-15	63,071
1993	13-15	64,142
1994	11-18	91,011
1995	3-8-1	38,375
1996	20-13	75,385
1997	20-11	82,752
1998	19-10-3	104,995
1999	20-12-1	104,975
2000	16-14	96,359
2001	17-11	77,035
2002	18-15	83,777
2003	8-17-2	88,709
2004	11-20	77,918
2005	16-14	96,522
2006	17-11	85,443
2007	17-14	100,063
2008	12-14-4	132,361
2009	10-21	88,794
2010	18-10	79,671
2011	13-17-1	75,906
2012	20-16	87,962
2013	16-21	92,638
2014	11-13-6	81,212
2015	17-12-1	106,328
2016	10-21-2	95,410
2017	11-21-1	89,874
2018	15-10-5	82,421
2019	18-11-2	87,153
2020	12-8	N/A
2021	12-13-3	25,596
2022	7-9-2	32,618
<b>Total</b>	<b>695-672-74</b>	<b>3,282,288</b>

CLUB DIRECTORY  
EXECUTIVES  
MANAGER & STAFF  
SUPPORT STAFF, ADVISORS & BASEBALL OPERATIONS  
PLAYER HEALTH & PERFORMANCE  
23 SANDIEGO PADRES  
HISTORY & RECORDS  
OPPONENTS  
SCOUTING & PLAYER DEVELOPMENT  
PETCO PARK  
COMMUNITY  
MEDIA

AFFILIATES

ALL-TIME PADRES FIRST-ROUND DRAFT PICKS

Year	Month	Player	Position
1969	June	Randy Elliott	INF/OF
1970	January	John Scott	OF
	June	Mike Ivie	C
1971	January	Dave Hilton	INF
		*John Grubb	OF
	June	Jay Franklin	RHP
1972	January	Cliff Butcher	RHP
		*Rich Troedson	LHP
	June	Dave Roberts	INF
1973	January	Dave Wehrmeister	RHP
	June	Dave Winfield	OF
1974	January	Tucker Ashford	INF
	June	Bill Almon	INF
1975	January	Gene Richards	OF
		*Juan Eichelberger	RHP
	June	Mike Lentz	LHP
1976	January	Keith Miller	C
		Bob Shirley	LHP
	June	Bob Owchinko	RHP
1977	January	Kevin Chapman	RHP
	June	Brian Greer	OF
1978	January	Don Johnson	LHP
	June	Andy Hawkins	RHP
1979	January	John Stevenson	INF
	June	Joe Lansford	INF
		Bob Geren	C
1980	January	Ricky McMullen	INF
	June	Jeff Pyburn	OF
1981	June	Kevin McReynolds	OF
		Frank Castro	C
1982	January	*Scott Parsons	RHP
	June	Jimmy Jones	RHP
		*Kevin Towers	RHP
1983	June	Ray Hayward	LHP
		*Craig Reid	INF
1984	January	Larry Martin	OF
		*Randell Byers	OF
	June	Shane Mack	OF
		*Robert Grandstaff	INF
1985	June	Joey Cora	INF
1986	January	Doug Brocail	RHP
		*Brian Harrison	LHP
	June	Thomas Howard	OF
		*Pete Roberts	RHP
1987	June	Kevin Garner	RHP
1988	June	Andy Benes	RHP
1989	June	none	
1990	June	Robbie Beckett	LHP
1991	June	Joey Hamilton	RHP

Year	Month	Player	Position
1992	June	none	
1993	June	Derrek Lee	INF
1994	June	Dustin Hermanson	RHP
1995	June	Ben Davis	C
1996	June	Matt Halloran	INF
1997	June	Kevin Nicholson	INF
1998	June	Sean Burroughs	INF
1999	June	Vince Faison	OF
		Gerik Baxter	RHP
		Omar Ortiz	RHP
2000	June	Mark Phillips	LHP
2001	June	Jake Gautreau	INF
2002	June	Khalil Greene	INF
2003	June	Tim Stauffer	RHP
2004	June	Matt Bush	INF
2005	June	Cesar Carrillo	RHP
		*Cesar Ramos	LHP
2006	June	Matt Antonelli	INF
		*Kyler Burke	OF
2007	June	Nick Schmidt	LHP
		*Kellen Kulbacki	OF
		*Drew Cumberland	SS
		*Mitch Canham	C
		*Cory Luebke	LHP
		*Daniel Payne	OF
2008	June	Allan Dykstra	INF
		*Jaff Decker	OF
		*Logan Forsythe	INF
2009	June	Donavan Tate	OF
2010	June	# Karsten Whitson	RHP
2011	June	Cory Spangenberg	INF
		Joe Ross	RHP
		*Michael Kelly	RHP
		*# Brett Austin	C
		*Jace Peterson	INF
2012	June	Max Fried	LHP
		*Zach Eflin	RHP
		*Travis Jankowski	OF
		*Walker Weickel	RHP
2013	June	Hunter Renfroe	OF
2014	June	Trea Turner	SS
2015	June	none	
2016	June	Cal Quantrill	RHP
		Hudson Potts	INF
		Eric Lauer	LHP
2017	June	MacKenzie Gore	LHP
2018	June	Ryan Weathers	LHP
2019	June	C.J. Abrams	SS
2020	June	Robert Hassell III	OF
2021	July	Jackson Merrill	INF
2022	July	Dylan Lesko	RHP

\*Selected in the Secondary Phase  
#Did Not Sign

NO. 1 OVERALL DRAFT PICKS TO APPEAR WITH THE PADRES

Draft	Player	Original Team	Years with San Diego
1970	Mike Ivie (1B)	SD	1971, 1974-1977
1972	Dave Roberts (3B)	SD	1972-75, 1977-78
1974	Bill Almon (INF)	SD	1974-1978
1984	Shawn Abner (OF)	NYM	1987-1990
1988	Andy Benes (RHP)	SD	1989-1994
1992	Phil Nevin (INF)	HOU	1999-2004
2000	Adrian Gonzalez (1B)	FL	2006-2009
2005	Justin Upton (LF)	ARI	2014



**JOSMAR ACEVEDO** *RHP*

<b>HEIGHT</b> 6-1	<b>BATS</b> R	<b>Full Name</b>	Josmar Jesus Acevedo Cedeno
		<b>Date of Birth</b>	December 22, 2003 in Nueva Esparta, Venezuela
		<b>2023 Opening Day Age</b>	19
<b>WEIGHT</b> 170	<b>THROWS</b> R	<b>How Obtained</b>	Signed as an international free agent on January 15, 2022
		<b>School</b>	international

**LUIS ACOSTA** *RHP*

<b>HEIGHT</b> 6-1	<b>BATS</b> R	<b>Full Name</b>	Luis Jose Acosta Vallejo
		<b>Date of Birth</b>	February 5, 2001 in San Cristobal, Dominican Republic
		<b>2023 Opening Day Age</b>	22
<b>WEIGHT</b> 175	<b>THROWS</b> R	<b>How Obtained</b>	Signed as an international free agent on February 5, 2021
		<b>School</b>	international

**JARED ALVAREZ-LOPEZ** *C*

<b>HEIGHT</b> 6-2	<b>BATS</b> R	<b>Full Name</b>	Jared Elijah Alvarez-Lopez
		<b>Date of Birth</b>	January 18, 2001 in Houston, Texas
		<b>2023 Opening Day Age</b>	22
<b>WEIGHT</b> 200	<b>THROWS</b> R	<b>How Obtained</b>	Signed as a 17th-round selection in the 2019 First-Year Player Draft
		<b>School</b>	Cypress Ranch High School (TX)

**CHARLIS AQUINO** *INF*

<b>HEIGHT</b> 6-2	<b>BATS</b> R	<b>Full Name</b>	Charlis Esteban Aquino Arias
		<b>Date of Birth</b>	November 18, 2001 in San Cristobal, Dominican Republic
		<b>2023 Opening Day Age</b>	21
<b>WEIGHT</b> 165	<b>THROWS</b> R	<b>How Obtained</b>	Signed as an international free agent on July 2, 2018
		<b>School</b>	international

**JUAN ARIAS** *RHP*

<b>HEIGHT</b> 6-3	<b>BATS</b> R	<b>Full Name</b>	Juan Ramon Arias
		<b>Date of Birth</b>	June 21, 2002 in San Cristobal, Dominican Republic
		<b>2023 Opening Day Age</b>	20
<b>WEIGHT</b> 190	<b>THROWS</b> R	<b>How Obtained</b>	Signed as an international free agent on June 16, 2022
		<b>School</b>	international

**LAKE BACHAR** *RHP*

<b>HEIGHT</b> 6-2	<b>BATS</b> R	<b>Full Name</b>	Lake David Bachar
		<b>Date of Birth</b>	June 3, 1995 in Winfield, Illinois
		<b>2023 Opening Day Age</b>	27
<b>WEIGHT</b> 205	<b>THROWS</b> R	<b>How Obtained</b>	Signed as a fifth-round selection in the 2016 First-Year Player Draft
		<b>School</b>	University of Wisconsin-Whitewater (WI)

**HENRY BAEZ** *RHP*

<b>HEIGHT</b> 6-3	<b>BATS</b> R	<b>Full Name</b>	Henry Manuel Baez Aquino
		<b>Date of Birth</b>	October 12, 2002 in San Cristobal, Dominican Republic
		<b>2023 Opening Day Age</b>	21
<b>WEIGHT</b> 175	<b>THROWS</b> R	<b>How Obtained</b>	Signed as an international free agent on July 2, 2019
		<b>School</b>	international

## MINOR LEAGUERS

THOMAS BALBONI JR. *RHP*

<b>HEIGHT</b> 6-4	<b>BATS</b> L	<b>Full Name</b>	Thomas Francis Balboni Jr.
		<b>Date of Birth</b>	July 6, 2000 in San Cristobal, Boston Massachusetts
		<b>2023 Opening Day Age</b>	22
<b>WEIGHT</b> 175	<b>THROWS</b> R	<b>How Obtained</b>	Signed as a 15th-round selection in the 2020 First-Year Player Draft
		<b>School</b>	Northeastern University (Boston, MA)

BRYAN BALZER *RHP*

<b>HEIGHT</b> 6-1	<b>BATS</b> L	<b>Full Name</b>	Bryan Joseph Balzer
		<b>Date of Birth</b>	October 27, 2004 in Yokosuka, Japan
		<b>2023 Opening Day Age</b>	18
<b>WEIGHT</b> 190	<b>THROWS</b> R	<b>How Obtained</b>	Signed as a international free agent on January 30, 2023
		<b>School</b>	international

OLIVIER BASABE *INF*

<b>HEIGHT</b> 6-0	<b>BATS</b> R	<b>Full Name</b>	Olivier Enrique Basabe
		<b>Date of Birth</b>	July 15, 1997 in Maracaibo, Venezuela
		<b>2023 Opening Day Age</b>	25
<b>WEIGHT</b> 188	<b>THROWS</b> R	<b>How Obtained</b>	Signed as an eighth-round selection in the 2017 First-Year Player Draft
		<b>School</b>	Faulkner University (AL)

ERICK BATISTA *RHP*

<b>HEIGHT</b> 6-0	<b>BATS</b> R	<b>Full Name</b>	Erick Batista
		<b>Date of Birth</b>	September 7, 2005 in Santo Domingo, Dominican Republic
		<b>2023 Opening Day Age</b>	17
<b>WEIGHT</b> 155	<b>THROWS</b> R	<b>How Obtained</b>	Signed as a international free agent on January 16, 2023
		<b>School</b>	international

BRANTLEY BELL *INF*

<b>HEIGHT</b> 6-3	<b>BATS</b> R	<b>Full Name</b>	Brentley J. Bell
		<b>Date of Birth</b>	November 16, 1994 in Pittsburgh, Pennsylvania
		<b>2023 Opening Day Age</b>	28
<b>WEIGHT</b> 205	<b>THROWS</b> R	<b>How Obtained</b>	Signed as a minor league free agent on December 19, 2022
		<b>School</b>	State College of Florida, Manatee-Sarasota (FL)

EDDY BELTRE *OF*

<b>HEIGHT</b> 5-11	<b>BATS</b> R	<b>Full Name</b>	Eddy Manuel Beltre Encarnacion
		<b>Date of Birth</b>	April 16, 2004 in Santo Domingo, Dominican Republic
		<b>2023 Opening Day Age</b>	19
<b>WEIGHT</b> 165	<b>THROWS</b> R	<b>How Obtained</b>	Signed as a international free agent on January 15, 2021
		<b>School</b>	international

EDWUIN BENCOMO *RHP*

<b>HEIGHT</b> 6-2	<b>BATS</b> R	<b>Full Name</b>	Edwuin Miguel Bencomo Hernandez
		<b>Date of Birth</b>	April 14, 1999 in Rio Chico, Venezuela
		<b>2023 Opening Day Age</b>	23
<b>WEIGHT</b> 165	<b>THROWS</b> R	<b>How Obtained</b>	Signed as an international free agent on March 3, 2016
		<b>School</b>	international

COLTON BENDER *c*

<b>HEIGHT</b> 5-9	<b>BATS</b> R	<b>Full Name</b>	Colton Michael Bender
		<b>Date of Birth</b>	January 1999 in Norwich, Connecticut
		<b>2023 Opening Day Age</b>	24
<b>WEIGHT</b> 190	<b>THROWS</b> R	<b>How Obtained</b>	Signed as a 10th-round selection in the 2021 First-Year Player Draft
		<b>School</b>	Quinnipiac University (CT)

RYAN BERGERT *RHP*

<b>HEIGHT</b> 6-2	<b>BATS</b> R	<b>Full Name</b>	Ryan Michael Bergert
		<b>Date of Birth</b>	March 8, 2000 in Canton, Ohio
		<b>2023 Opening Day Age</b>	23
<b>WEIGHT</b> 210	<b>THROWS</b> R	<b>How Obtained</b>	Signed as a sixth-round selection in the 2021 First-Year Player Draft
		<b>School</b>	West Virginia University (WV)

JASON BLANCHARD *LHP*

<b>HEIGHT</b> 6-0	<b>BATS</b> R	<b>Full Name</b>	Jason Randall Blanchard
		<b>Date of Birth</b>	June 25, 1997 in Austin, Texas
		<b>2023 Opening Day Age</b>	25
<b>WEIGHT</b> 185	<b>THROWS</b> L	<b>How Obtained</b>	Signed as a ninth-round selection in the 2019 First-Year Player Draft
		<b>School</b>	Lamar University (TX)

MATT BOSWELL *RHP*

<b>HEIGHT</b> 6-1	<b>BATS</b> R	<b>Full Name</b>	Matthew Reagan Boswell
		<b>Date of Birth</b>	December 19, 1998 in Destin, Florida
		<b>2023 Opening Day Age</b>	24
<b>WEIGHT</b> 197	<b>THROWS</b> R	<b>How Obtained</b>	Signed as non-drafted free agent on July 26, 2022
		<b>School</b>	University of South Alabama (AL)

LUKE BOYD *RHP*

<b>HEIGHT</b> 6-2	<b>BATS</b> R	<b>Full Name</b>	Luke Lawrence Boyd
		<b>Date of Birth</b>	November 21, 1997 in Ojai, California
		<b>2023 Opening Day Age</b>	25
<b>WEIGHT</b> 185	<b>THROWS</b> R	<b>How Obtained</b>	Signed as a 17th-round selection in the 2021 First-Year Player Draft
		<b>School</b>	Baylor University (TX)

RAUL BRITO *RHP*

<b>HEIGHT</b> 6-1	<b>BATS</b> R	<b>Full Name</b>	Raul Adolfo Brito Cruceta
		<b>Date of Birth</b>	May 23, 1997 in Santiago, Dominican Republic
		<b>2023 Opening Day Age</b>	25
<b>WEIGHT</b> 180	<b>THROWS</b> R	<b>How Obtained</b>	Signed as a minor league free agent on December 10, 2022
		<b>School</b>	international

AARON BROOKS *RHP*

<b>HEIGHT</b> 6-4	<b>BATS</b> R	<b>Full Name</b>	Aaron Lee Brooks
		<b>Date of Birth</b>	April 27, 1990 in Montclair, California
		<b>2023 Opening Day Age</b>	32
<b>WEIGHT</b> 225	<b>THROWS</b> R	<b>How Obtained</b>	Signed as a minor league free agent on December 12, 2022
		<b>School</b>	California State University, San Bernardino (CA)

## MINOR LEAGUERS

AJ BROWN *OF*

HEIGHT 6-2	BATS R	Full Name	Arthur J. Brown
		Date of Birth	June 30, 1997 in Starkville, Mississippi
WEIGHT 210	THROWS R	2023 Opening Day Age	25
		How Obtained	Signed as a 19th-round selection in the 2016 First-Year Player Draft
		School	Starkville High School (MS)

DANIEL CAMARENA *LHP*

HEIGHT 6-0	BATS L	Full Name	Daniel Ricardo Camarena
		Date of Birth	November 9, 1992 in Bonita, CA
WEIGHT 210	THROWS L	2023 Opening Day Age	30
		How Obtained	Signed as a minor league free agent on February 13, 2020
		School	Cathedral Catholic HS (CA)

ALAIN CAMOU *INF*

HEIGHT 5-11	BATS L	Full Name	Alain Camou
		Date of Birth	November 1, 2003 in Phoenix, Arizona
WEIGHT 150	THROWS R	2023 Opening Day Age	19
		How Obtained	Signed as a non-drafted free agent on January 15, 2022
		School	Alhambra High School

JACOB CAMPBELL *C*

HEIGHT 6-1	BATS R	Full Name	Jacob Peter Campbell
		Date of Birth	May 21, 2000 in Janesville, Wisconsin
WEIGHT 200	THROWS R	2023 Opening Day Age	22
		How Obtained	Signed as a minor league free agent on July 26, 2022
		School	University of Illinois at Urbana-Champaign (IL)

MICHAEL CANTU *C*

HEIGHT 6-3	BATS R	Full Name	Michael Everett Cantu
		Date of Birth	August 28, 1995 in Corpus Christi, Texas
WEIGHT 235	THROWS R	2023 Opening Day Age	27
		How Obtained	Signed as a non-drafted free agent on August 18, 2017
		School	University of Texas (TX)

DREW CARLTON *RHP*

HEIGHT 6-1	BATS R	Full Name	Drew Michael Carlton
		Date of Birth	September 8, 1995 in Lakeland, Florida
WEIGHT 209	THROWS R	2023 Opening Day Age	27
		How Obtained	Signed as a minor league free agent on December 10, 2022
		School	Baylor University (TX)

OLIVER CARRILLO *OF*

HEIGHT 5-11	BATS R	Full Name	Oliver Carrillo Beltran
		Date of Birth	January 19, 2002 in Sinaloa, Mexico
WEIGHT 210	THROWS R	2023 Opening Day Age	21
		How Obtained	Signed as an international free agent on December 14, 2021
		School	international

## MARCOS CASTANON *INF*

<b>HEIGHT</b> 6-0	<b>BATS</b> R	<b>Full Name</b>	Marcos Castanon
		<b>Date of Birth</b>	March 23, 1999 in San Bernardino, California
		<b>2023 Opening Day Age</b>	21
<b>WEIGHT</b> 195	<b>THROWS</b> R	<b>How Obtained</b>	Signed as a 12th-round selection in the 2021 First-Year Player Draft
		<b>School</b>	University of California, Santa Barbara (CA)

## PEDRO CASTELLANOS *OF*

<b>HEIGHT</b> 6-3	<b>BATS</b> R	<b>Full Name</b>	Pedro Fernando Castellanos Alvarez
		<b>Date of Birth</b>	December 11, 1997 in Carora, Venezuela
		<b>2023 Opening Day Age</b>	25
<b>WEIGHT</b> 194	<b>THROWS</b> R	<b>How Obtained</b>	Signed as a minor league free agent on December 22, 2022
		<b>School</b>	international

## WILTON CASTILLO *RHP*

<b>HEIGHT</b> 6-7	<b>BATS</b> R	<b>Full Name</b>	Wilton Jorge Castillo Franco
		<b>Date of Birth</b>	February 12, 2000 in Havana, Cuba
		<b>2023 Opening Day Age</b>	23
<b>WEIGHT</b> 190	<b>THROWS</b> R	<b>How Obtained</b>	Signed as an international free agent on October 14, 2020
		<b>School</b>	international

## JESUS CASTRO *c*

<b>HEIGHT</b> 5-10	<b>BATS</b> R	<b>Full Name</b>	Jesus David Castro Heredia
		<b>Date of Birth</b>	July 7, 2004 in Caracas, Venezuela
		<b>2023 Opening Day Age</b>	18
<b>WEIGHT</b> 158	<b>THROWS</b> R	<b>How Obtained</b>	Signed as an international free agent on August 23, 2021
		<b>School</b>	international

## MANUEL CASTRO *RHP*

<b>HEIGHT</b> 5-11	<b>BATS</b> R	<b>Full Name</b>	Manuel Octavio Castro Valdez
		<b>Date of Birth</b>	May 11, 2002 in Sinaloa
		<b>2023 Opening Day Age</b>	20
<b>WEIGHT</b> 165	<b>THROWS</b> R	<b>How Obtained</b>	Signed as an international free agent on June 22, 2021
		<b>School</b>	international

## NERWILIAN CEDENO *INF*

<b>HEIGHT</b> 5-11	<b>BATS</b> S	<b>Full Name</b>	Nerwilian Enrique Cedeno Soto
		<b>Date of Birth</b>	March 16, 2002 in Rio Tucani, Venezuela
		<b>2023 Opening Day Age</b>	21
<b>WEIGHT</b> 175	<b>THROWS</b> R	<b>How Obtained</b>	Signed as an international free agent on July 2, 2018
		<b>School</b>	international

## OLIVER CEDENO *INF*

<b>HEIGHT</b> 5-10	<b>BATS</b> S	<b>Full Name</b>	Oliver De Jesus Cedeno
		<b>Date of Birth</b>	September 10, 2004 in Bolivar, Venezuela
		<b>2023 Opening Day Age</b>	18
<b>WEIGHT</b> 160	<b>THROWS</b> R	<b>How Obtained</b>	Signed as an international free agent on January 15, 2022
		<b>School</b>	international

## MINOR LEAGUERS

JAVIER CHACON *LHP*

HEIGHT 5-11	BATS L	Full Name	Javier Martin Chacon Alfonso
		Date of Birth	December 24, 2002 in Havana, Cuba
WEIGHT 190	THROWS L	2023 Opening Day Age	20
		How Obtained	Signed as an international free agent on January 18, 2021
		School	international

KLEIBERSON CHAVEZ *RHP*

HEIGHT 6-0	BATS R	Full Name	Kleiberson Alexander Chavez Rodriguez
		Date of Birth	April 11, 2005 in Valencia, Venezuela
WEIGHT 195	THROWS R	2023 Opening Day Age	17
		How Obtained	Signed as an international free agent on January 15, 2023
		School	international

NESTOR CHEVALIER *INF*

HEIGHT 6-0	BATS R	Full Name	Nestor Miguel Chevalier Mercedes
		Date of Birth	September 25, 2004 in La Romana, Dominican Republic
WEIGHT 165	THROWS R	2023 Opening Day Age	18
		How Obtained	Signed as an international free agent on January 15, 2022
		School	international

JHOSEP CHIRINOS *RHP*

HEIGHT 6-4	BATS R	Full Name	Jhosep David Chirinos Machado
		Date of Birth	April 17, 2004 in Caracas, Venezuela
WEIGHT 175	THROWS R	2023 Opening Day Age	18
		How Obtained	Signed as an international free agent on January 15, 2022
		School	international

MIGUEL CIENFUEGOS *LHP*

HEIGHT 6-3	BATS L	Full Name	Miguel Cienfuegos
		Date of Birth	February 10, 1997 in Laval, Canada
WEIGHT 205	THROWS L	2023 Opening Day Age	27
		How Obtained	Signed as an international free agent on December 21, 2022
		School	Northwest Florida State College (FL)

SPENCE COFFMAN *INF*

HEIGHT 6-1	BATS R	Full Name	Spence Maddox Coffman
		Date of Birth	January 7, 2004 in Jackson, Tennessee
WEIGHT 170	THROWS R	2023 Opening Day Age	19
		How Obtained	Signed as a 19th-round selection in the 2022 First-Year Player Draft
		School	Tishimongo County High School (MS)

KEEGAN COLLETT *RHP*

HEIGHT 6-4	BATS R	Full Name	Keegan Anthony Collett
		Date of Birth	July 27, 1998 in Waxahachie, Texas
WEIGHT 220	THROWS R	2023 Opening Day Age	24
		How Obtained	Signed as a 35th-round selection in the 2019 First-Year Player Draft
		School	Florida Gulf Coast University (FL)

KASHON CONLIFFE *OF*

<b>HEIGHT</b> 5-11	<b>BATS</b> R	<b>Full Name</b>	Kashon Travon Ramond Conliffe
		<b>Date of Birth</b>	July 5, 2005 in New Providence, Bahamas
		<b>2023 Opening Day Age</b>	17
<b>WEIGHT</b> 150	<b>THROWS</b> R	<b>How Obtained</b>	Signed as an international free agent on January 17, 2022
		<b>School</b>	international

SANTIAGO CONTRERAS *C*

<b>HEIGHT</b> 6-2	<b>BATS</b> L	<b>Full Name</b>	Santiago Emilio Contreras Valdez
		<b>Date of Birth</b>	August 16, 2005 in Sinaloa, Mexico
		<b>2023 Opening Day Age</b>	17
<b>WEIGHT</b> 155	<b>THROWS</b> R	<b>How Obtained</b>	Signed as an international free agent on January 16 2023
		<b>School</b>	international

JOSE CORDERO *OF*

<b>HEIGHT</b> 6-1	<b>BATS</b> R	<b>Full Name</b>	Jose Karin Cordero Valdez
		<b>Date of Birth</b>	May 24, 2003 in San Cristobal, Dominican Republic
		<b>2023 Opening Day Age</b>	19
<b>WEIGHT</b> 165	<b>THROWS</b> R	<b>How Obtained</b>	Signed as an international free agent on July 2, 2019
		<b>School</b>	international

CHRISTIAN CRESPO *RHP*

<b>HEIGHT</b> 5-11	<b>BATS</b> R	<b>Full Name</b>	Christian David Crespo Segovia
		<b>Date of Birth</b>	January 30, 2003 in Baja California Sur, Mexico
		<b>2023 Opening Day Age</b>	20
<b>WEIGHT</b> 150	<b>THROWS</b> R	<b>How Obtained</b>	Signed as an international free agent on January 15, 2022
		<b>School</b>	international

GILBERT CRUZ *C*

<b>HEIGHT</b> 5-11	<b>BATS</b> R	<b>Full Name</b>	Gilbert Alfredo Cruz
		<b>Date of Birth</b>	May 8, 2005 in Santo Domingo, Dominican Republic
		<b>2023 Opening Day Age</b>	17
<b>WEIGHT</b> 225	<b>THROWS</b> R	<b>How Obtained</b>	Signed as an international free agent on January 16, 2023
		<b>School</b>	international

COLE CUMMINGS *INF*

<b>HEIGHT</b> 6-2	<b>BATS</b> L	<b>Full Name</b>	Cole James Cummings
		<b>Date of Birth</b>	June 28, 1998 in Orange, California
		<b>2023 Opening Day Age</b>	24
<b>WEIGHT</b> 200	<b>THROWS</b> R	<b>How Obtained</b>	Signed as a non-drafted free agent on July 19, 2021
		<b>School</b>	University of California, Santa Barbara (CA)

JARRYD DALE *INF*

<b>HEIGHT</b> 6-1	<b>BATS</b> R	<b>Full Name</b>	Jarryd James Dale
		<b>Date of Birth</b>	September 11, 2000 in Melbourne, Australia
		<b>2023 Opening Day Age</b>	22
<b>WEIGHT</b> 180	<b>THROWS</b> R	<b>How Obtained</b>	Signed as an international free agent on July 2, 2017
		<b>School</b>	McKinnon Secondary College (AU)

## MINOR LEAGUERS

LUIS DE LEON *INF*

<b>HEIGHT</b> 5-8	<b>BATS</b> S	<b>Full Name</b>	Luis Alberto De Leon Rodriguez
		<b>Date of Birth</b>	January 8, 2006 in Santo Domingo, Dominican Republic
		<b>2023 Opening Day Age</b>	17
<b>WEIGHT</b> 155	<b>THROWS</b> R	<b>How Obtained</b>	Signed as an international free agent on January 15, 2023
		<b>School</b>	international

EIZON DELGADO *OF*

<b>HEIGHT</b> 5-11	<b>BATS</b> R	<b>Full Name</b>	Eizon Ledian Delgado Mayor
		<b>Date of Birth</b>	March 24, 2004 in La Habana, Cuba
		<b>2023 Opening Day Age</b>	19
<b>WEIGHT</b> 170	<b>THROWS</b> R	<b>How Obtained</b>	Signed as an international free agent on January 15, 2023
		<b>School</b>	international

DANNY DENZ *LHP*

<b>HEIGHT</b> 5-10	<b>BATS</b> L	<b>Full Name</b>	Daniel Salvatore Denz
		<b>Date of Birth</b>	May 20, 1998 in Elk Grove Village, Illinois
		<b>2023 Opening Day Age</b>	24
<b>WEIGHT</b> 195	<b>THROWS</b> L	<b>How Obtained</b>	Signed as a minor league free agent on June 15, 2020
		<b>School</b>	University of Memphis (TN)

ISMEL DIAZ *c*

<b>HEIGHT</b> 5-10	<b>BATS</b> L	<b>Full Name</b>	Ismel Jesus Diaz Grosso
		<b>Date of Birth</b>	January 6, 2006 in San Mateo, Venezuela
		<b>2023 Opening Day Age</b>	17
<b>WEIGHT</b> 170	<b>THROWS</b> R	<b>How Obtained</b>	Signed as an international free agent on February 2, 2023
		<b>School</b>	international

JOSTTIN DIAZ *INF*

<b>HEIGHT</b> 6-0	<b>BATS</b> S	<b>Full Name</b>	Josttin Samuels Diaz Familia
		<b>Date of Birth</b>	May 18, 2002 in Santo Domingo, Dominican Republic
		<b>2023 Opening Day Age</b>	20
<b>WEIGHT</b> 170	<b>THROWS</b> R	<b>How Obtained</b>	Signed as an international free agent on July 2, 2018
		<b>School</b>	international

GRIFFIN DOERSCHING *INF*

<b>HEIGHT</b> 6-4	<b>BATS</b> R	<b>Full Name</b>	Griffin Phillip Doersching
		<b>Date of Birth</b>	August 12, 1998 in Milwaukee, Wisconsin
		<b>2023 Opening Day Age</b>	24
<b>WEIGHT</b> 255	<b>THROWS</b> R	<b>How Obtained</b>	Signed as a 8th-round selection in the 2022 First-Year Player Draft
		<b>School</b>	Oklahoma State University (OK)

VICTOR DUARTE *c*

<b>HEIGHT</b> 5-11	<b>BATS</b> R	<b>Full Name</b>	Victor Andres Duarte
		<b>Date of Birth</b>	February 23, 2001 in Tucupita, Venezuela
		<b>2023 Opening Day Age</b>	22
<b>WEIGHT</b> 170	<b>THROWS</b> R	<b>How Obtained</b>	Signed as an international free agent on July 2, 2018
		<b>School</b>	international



LUCAS DUNN *INF*

<b>HEIGHT</b> 6-0	<b>BATS</b> R	<b>Full Name</b>	Lucas Hollmann Ray Dunn
		<b>Date of Birth</b>	April 30, 1999 in Panama City Beach, Florida
		<b>2023 Opening Day Age</b>	23
<b>WEIGHT</b> 209	<b>THROWS</b> R	<b>How Obtained</b>	Signed as a eighth-round selection in the 2021 First-Year Player Draft
		<b>School</b>	University of Louisville (KY)

JOSE ESPADA *RHP*

<b>HEIGHT</b> 6-0	<b>BATS</b> R	<b>Full Name</b>	Jose Manuel Espada Berdecia
		<b>Date of Birth</b>	February 22, 1997 in Ponce, Puerto Rico
		<b>2023 Opening Day Age</b>	26
<b>WEIGHT</b> 170	<b>THROWS</b> R	<b>How Obtained</b>	Signed as a minor league free agent on September 29, 2022
		<b>School</b>	Jose Collazo Colon HS (Puerto Rico).

ALBERT FABIAN *OF*

<b>HEIGHT</b> 6-0	<b>BATS</b> L	<b>Full Name</b>	Albert De Jesus Fabian Florentino
		<b>Date of Birth</b>	December 21, 2001 in Santiago, Dominican Republic
		<b>2023 Opening Day Age</b>	21
<b>WEIGHT</b> 215	<b>THROWS</b> L	<b>How Obtained</b>	Signed as an international free agent on July 2, 2018
		<b>School</b>	international

JUSTIN FARMER *OF*

<b>HEIGHT</b> 6-2	<b>BATS</b> R	<b>Full Name</b>	Justin Aaron Farmer
		<b>Date of Birth</b>	December 19, 1998 in Riverview, Florida
		<b>2023 Opening Day Age</b>	24
<b>WEIGHT</b> 195	<b>THROWS</b> R	<b>How Obtained</b>	Signed as a non-drafted free agent on August 19, 2021
		<b>School</b>	Florida International University (FL)

JUAN FERNANDEZ *C*

<b>HEIGHT</b> 5-11	<b>BATS</b> R	<b>Full Name</b>	Juan Carlos Fernandez Suarez
		<b>Date of Birth</b>	March 7, 1999 in Valencia, Venezuela
		<b>2023 Opening Day Age</b>	24
<b>WEIGHT</b> 180	<b>THROWS</b> R	<b>How Obtained</b>	Signed as an international free agent on March 2, 2016
		<b>School</b>	international

MASON FOX *RHP*

<b>HEIGHT</b> 6-2	<b>BATS</b> R	<b>Full Name</b>	Mason Fox
		<b>Date of Birth</b>	January 7, 1997 in Asheville, North Carolina
		<b>2023 Opening Day Age</b>	27
<b>WEIGHT</b> 170	<b>THROWS</b> R	<b>How Obtained</b>	Signed as a 21st-round selection in the 2018 First-Year Player Draft
		<b>School</b>	Gardner-Webb University (NC)

RUBEN GALINDO *RHP*

<b>HEIGHT</b> 6-1	<b>BATS</b> R	<b>Full Name</b>	Ruben Antonio Galindo Naar
		<b>Date of Birth</b>	January 24, 2001 in Antioquia, Colombia
		<b>2023 Opening Day Age</b>	22
<b>WEIGHT</b> 175	<b>THROWS</b> R	<b>How Obtained</b>	Signed as an international free agent on July 2, 2019
		<b>School</b>	international

## MINOR LEAGUERS

ALEXANDER GARCIA *INF*

<b>HEIGHT</b> 6-0	<b>BATS</b> L	<b>Full Name</b>	Alexander Garcia Marte
		<b>Date of Birth</b>	October 26, 2005 in Santo Domingo, Dominican Republic
		<b>2023 Opening Day Age</b>	17
<b>WEIGHT</b> 170	<b>THROWS</b> R	<b>How Obtained</b>	Signed as an international free agent on January 15, 2023
		<b>School</b>	international

JEFERSON GARCIA *RHP*

<b>HEIGHT</b> 6-0	<b>BATS</b> R	<b>Full Name</b>	Jeferson Jesus Garcia Gonzalez
		<b>Date of Birth</b>	February 4, 2000 in Turmero, Venezuela
		<b>2023 Opening Day Age</b>	23
<b>WEIGHT</b> 165	<b>THROWS</b> R	<b>How Obtained</b>	Signed as an international free agent on July 6, 2017
		<b>School</b>	international

ANGEL GARZA *RHP*

<b>HEIGHT</b> 6-1	<b>BATS</b> R	<b>Full Name</b>	Angel Roman Garza Cantu
		<b>Date of Birth</b>	December 7, 2004 in Monterrey, Mexico
		<b>2023 Opening Day Age</b>	18
<b>WEIGHT</b> 200	<b>THROWS</b> R	<b>How Obtained</b>	Signed as an international free agent on January 15, 2022
		<b>School</b>	international

WILL GEERDES *RHP*

<b>HEIGHT</b> 6-3	<b>BATS</b> R	<b>Full Name</b>	William Geerdes
		<b>Date of Birth</b>	March 21, 2000 in San Antonio, Texas
		<b>2023 Opening Day Age</b>	23
<b>WEIGHT</b> 220	<b>THROWS</b> R	<b>How Obtained</b>	Signed as a non-drafted free agent on July 30, 2022
		<b>School</b>	University of Virginia (VA)

JOSE GERALDO *RHP*

<b>HEIGHT</b> 6-3	<b>BATS</b> R	<b>Full Name</b>	Jose Manuel Geraldo Garcia
		<b>Date of Birth</b>	January 30, 1999 in Azua, Dominican Republic
		<b>2023 Opening Day Age</b>	24
<b>WEIGHT</b> 200	<b>THROWS</b> R	<b>How Obtained</b>	Signed as an international free agent on January 12, 2018
		<b>School</b>	international

LUIS GERMAN *RHP*

<b>HEIGHT</b> 6-2	<b>BATS</b> R	<b>Full Name</b>	Luis Fernando German Cabrera
		<b>Date of Birth</b>	October 14, 2001 in San Cristobal, Dominican Republic
		<b>2023 Opening Day Age</b>	21
<b>WEIGHT</b> 160	<b>THROWS</b> R	<b>How Obtained</b>	Signed as an international free agent on January 15, 2022
		<b>School</b>	international

ESTIVEN GIRON *c*

<b>HEIGHT</b> 5-11	<b>BATS</b> R	<b>Full Name</b>	Estiven Jesus Gregorio Giron Teran
		<b>Date of Birth</b>	May 25, 2005 in Caracas, Venezuela
		<b>2023 Opening Day Age</b>	17
<b>WEIGHT</b> 170	<b>THROWS</b> R	<b>How Obtained</b>	Signed as an international free agent on January 15, 2022
		<b>School</b>	international

GERAL GONZALES *RHP*

<b>HEIGHT</b> 6-0	<b>BATS</b> R	<b>Full Name</b>	Geral David Gonzales
		<b>Date of Birth</b>	September 20, 2002 in San Pedro de Macoris, Dominican Republic
		<b>2023 Opening Day Age</b>	20
<b>WEIGHT</b> 170	<b>THROWS</b> R	<b>How Obtained</b>	Signed as an international free agent on June 26 2022
		<b>School</b>	international

BRIAN GONZALEZ *LHP*

<b>HEIGHT</b> 6-2	<b>BATS</b> R	<b>Full Name</b>	Brian Albert Gonzalez
		<b>Date of Birth</b>	October 25, 1995 in Hialeah, Florida
		<b>2023 Opening Day Age</b>	27
<b>WEIGHT</b> 252	<b>THROWS</b> L	<b>How Obtained</b>	Signed as a minor league free agent on December 16, 2022
		<b>School</b>	Archbishop McCarthy HS (FL)

JESUS GONZALEZ *LHP*

<b>HEIGHT</b> 5-10	<b>BATS</b> L	<b>Full Name</b>	Jesus Andres Gonzalez Ascanio
		<b>Date of Birth</b>	June 12, 2001 in Aragua, Venezuela
		<b>2023 Opening Day Age</b>	21
<b>WEIGHT</b> 160	<b>THROWS</b> L	<b>How Obtained</b>	Signed as an international free agent on July 2, 2017
		<b>School</b>	international

JORDAN GUERRERO *RHP*

<b>HEIGHT</b> 6-5	<b>BATS</b> R	<b>Full Name</b>	Jordan Marcelo Guerrero
		<b>Date of Birth</b>	August 1, 1996 in Sarasota, Florida
		<b>2023 Opening Day Age</b>	26
<b>WEIGHT</b> 260	<b>THROWS</b> R	<b>How Obtained</b>	Signed as a sixth-round selection in the 2015 First-Year Player Draft
		<b>School</b>	Polk State University (FL)

LUIS GUTIERREZ *LHP*

<b>HEIGHT</b> 6-0	<b>BATS</b> L	<b>Full Name</b>	Luis Alejandro Gutierrez Malave
		<b>Date of Birth</b>	July 31, 2003 in Zulia, Venezuela
		<b>2023 Opening Day Age</b>	19
<b>WEIGHT</b> 175	<b>THROWS</b> L	<b>How Obtained</b>	Signed as an international free agent on July 31, 2019
		<b>School</b>	international

KEVIN HACEN *INF*

<b>HEIGHT</b> 6-2	<b>BATS</b> R	<b>Full Name</b>	Kevin Roman Hacen
		<b>Date of Birth</b>	January 30, 2006 in Ramona, Dominican Republic
		<b>2023 Opening Day Age</b>	17
<b>WEIGHT</b> 160	<b>THROWS</b> R	<b>How Obtained</b>	Signed as an international free agent on January 15, 2023
		<b>School</b>	international

GARRETT HAWKINS *RHP*

<b>HEIGHT</b> 6-5	<b>BATS</b> R	<b>Full Name</b>	Garrett David Hawkins
		<b>Date of Birth</b>	February 10, 2000 in Saskatoon, Canada
		<b>2023 Opening Day Age</b>	23
<b>WEIGHT</b> 230	<b>THROWS</b> R	<b>How Obtained</b>	Signed as a ninth-round selection in the 2021 First-Year Player Draft
		<b>School</b>	University of British Columbia (Vancouver, BC)

## MINOR LEAGUERS

JAGGER HAYNES *LHP*

HEIGHT 6-3	BATS L	Full Name	Coleman Jagger Haynes
		Date of Birth	September 20, 2002 in Whiteville, North Carolina
WEIGHT 170	THROWS L	2023 Opening Day Age	20
		How Obtained	Signed as a fifth-round selection in the 2020 First-Year Player Draft
		School	West Columbus High School (NC)

BRENDEN HEISS *RHP*

HEIGHT 6-1	BATS R	Full Name	Brenden Michael Heiss
		Date of Birth	September 15, 1997 in Park Ridge, Illinois
WEIGHT 200	THROWS R	2023 Opening Day Age	25
		How Obtained	Signed as a non-drafted free agent on July 24, 2021
		School	University of Arkansas (AR)

HENRY HENRY *RHP*

HEIGHT 6-4	BATS R	Full Name	Henry Henry Montas
		Date of Birth	December 17, 1998 in San Cristobal, Dominican Republic
WEIGHT 178	THROWS R	2023 Opening Day Age	24
		How Obtained	Signed as an international free agent on July 2, 2015
		School	international

OSVALDO HERNANDEZ *LHP*

HEIGHT 6-0	BATS L	Full Name	Oswaldo Hernandez Herrera
		Date of Birth	May 15, 1998 in Havana, Cuba
WEIGHT 175	THROWS L	2023 Opening Day Age	24
		How Obtained	Signed as an international free agent on May 13, 2017
		School	international

WYATT HOFFMAN *INF*

HEIGHT 5-9	BATS R	Full Name	Wyatt Quade Hoffman
		Date of Birth	March 16, 1999 in San Diego, California
WEIGHT 170	THROWS R	2023 Opening Day Age	24
		How Obtained	Signed as a non-drafted free agent on September 21, 2021
		School	University of the Pacific (CA)

AARON HOLIDAY *RHP*

HEIGHT 6-3	BATS R	Full Name	Aaron Joseph Holiday
		Date of Birth	May 28, 2002 in Philadelphia, Pennsylvania
WEIGHT 215	THROWS R	2023 Opening Day Age	22
		How Obtained	Acquired from OAK with Sean Manaea for Adrian Martinez and Euriel Angeles on April 3, 2022
		School	Old Dominion University (VA)

CONNOR HOLLIS *INF*

HEIGHT 5-10	BATS R	Full Name	Connor William Hollis
		Date of Birth	November 18, 1994 in Arlington, Texas
WEIGHT 174	THROWS R	2023 Opening Day Age	28
		How Obtained	Signed as a minor league free agent on April 1, 2022
		School	University of Houston (TX)

KADEN HOLLOW *C*

<b>HEIGHT</b> 6-1	<b>BATS</b> L	<b>Full Name</b>	Kaden Ray Hollow
		<b>Date of Birth</b>	March 17, 2001 in Boise, Idaho
		<b>2023 Opening Day Age</b>	22
<b>WEIGHT</b> 210	<b>THROWS</b> R	<b>How Obtained</b>	Signed as a non-drafted free agent on July 30, 2022
		<b>School</b>	Utah Tech University (UT)

JONNY HOMZA *INF*

<b>HEIGHT</b> 6-0	<b>BATS</b> R	<b>Full Name</b>	Jonathan Brooks Homza
		<b>Date of Birth</b>	June 13, 1999 in Anchorage, Alaska
		<b>2023 Opening Day Age</b>	23
<b>WEIGHT</b> 185	<b>THROWS</b> R	<b>How Obtained</b>	Signed as a fifth-round selection in the 2017 First-Year Player Draft
		<b>School</b>	South High School (AK)

KORRY HOWELL *OF*

<b>HEIGHT</b> 6-2	<b>BATS</b> R	<b>Full Name</b>	Korry Jalen Howell
		<b>Date of Birth</b>	September 1, 1998 in Chicago, Illinois
		<b>2023 Opening Day Age</b>	24
<b>WEIGHT</b> 196	<b>THROWS</b> R	<b>How Obtained</b>	Acquired from MIL with Brett Sullivan in exchange for Victor Caratini on April 6, 2022
		<b>School</b>	Kirkwood Community College (IA)

JAIRO IRIARTE *RHP*

<b>HEIGHT</b> 6-2	<b>BATS</b> R	<b>Full Name</b>	Jairo Alejandro Iriarte Mayora
		<b>Date of Birth</b>	December 15, 2001 in Vargas, Venezuela
		<b>2023 Opening Day Age</b>	21
<b>WEIGHT</b> 160	<b>THROWS</b> R	<b>How Obtained</b>	Signed as an international free agent on July 2, 2018
		<b>School</b>	international

ALEK JACOB *RHP*

<b>HEIGHT</b> 6-3	<b>BATS</b> L	<b>Full Name</b>	Alek Scott Jacob
		<b>Date of Birth</b>	June 16, 1998 in Spokane, Washington
		<b>2023 Opening Day Age</b>	24
<b>WEIGHT</b> 195	<b>THROWS</b> R	<b>How Obtained</b>	Signed as a 16th-round selection in the 2021 First-Year Player Draft
		<b>School</b>	Gonzaga University (WA)

ISMAEL JAVIER *INF*

<b>HEIGHT</b> 5-8	<b>BATS</b> S	<b>Full Name</b>	Ismael Javier Miranda
		<b>Date of Birth</b>	August 27, 2005 in Santo Domingo, Dominican Republic
		<b>2023 Opening Day Age</b>	17
<b>WEIGHT</b> 160	<b>THROWS</b> R	<b>How Obtained</b>	Signed as an international free agent on September 7, 2022
		<b>School</b>	international

BRAEDON KARPATHIOS *OF*

<b>HEIGHT</b> 6-1	<b>BATS</b> L	<b>Full Name</b>	Braedon John Karpathios
		<b>Date of Birth</b>	June 19, 2003 in Willow Street, Pennsylvania
		<b>2023 Opening Day Age</b>	19
<b>WEIGHT</b> 195	<b>THROWS</b> L	<b>How Obtained</b>	Signed as a non-drafted free agent on July 26, 2022
		<b>School</b>	Harford Community College (MD)

## MINOR LEAGUERS

ADAM KERNER *c*

<b>HEIGHT</b> 5-10	<b>BATS</b> R	<b>Full Name</b>	Adam Joseph Kerner
		<b>Date of Birth</b>	July 31, 1998 in Tarzana, California
		<b>2023 Opening Day Age</b>	24
<b>WEIGHT</b> 195	<b>THROWS</b> R	<b>How Obtained</b>	Signed as a non-drafted free agent on June 19, 2020
		<b>School</b>	University of San Diego (CA)

LAMAR KING *c*

<b>HEIGHT</b> 6-3	<b>BATS</b> R	<b>Full Name</b>	Lamar King Jr.
		<b>Date of Birth</b>	December 7, 2003 in Vancouver, Canada
		<b>2023 Opening Day Age</b>	19
<b>WEIGHT</b> 215	<b>THROWS</b> R	<b>How Obtained</b>	Signed as a 4th-round selection in the 2022 First-Year Player Draft
		<b>School</b>	Calvert Hall College HS (MD)

IAN KOENIG *RHP*

<b>HEIGHT</b> 6-2	<b>BATS</b> L	<b>Full Name</b>	Ian Gregory Koenig
		<b>Date of Birth</b>	April 9, 2001 in San Jose, California
		<b>2023 Opening Day Age</b>	21
<b>WEIGHT</b> 212	<b>THROWS</b> R	<b>How Obtained</b>	Signed as a non-drafted free agent on July 26, 2022
		<b>School</b>	Cabrillo College (CA)

TAYLOR KOHLWEY *OF*

<b>HEIGHT</b> 6-3	<b>BATS</b> L	<b>Full Name</b>	Taylor Scott Kohlwey
		<b>Date of Birth</b>	July 20, 1994 in Holmen, Wisconsin
		<b>2023 Opening Day Age</b>	28
<b>WEIGHT</b> 200	<b>THROWS</b> L	<b>How Obtained</b>	Signed as a 21st-round selection in the 2016 First-Year Player Draft
		<b>School</b>	University of Wisconsin at La Crosse (WI)

JARED KOLLAR *RHP*

<b>HEIGHT</b> 6-0	<b>BATS</b> R	<b>Full Name</b>	Jared Stephen Kollar
		<b>Date of Birth</b>	July 24, 1998 in Greensburg, Pennsylvania
		<b>2023 Opening Day Age</b>	24
<b>WEIGHT</b> 195	<b>THROWS</b> R	<b>How Obtained</b>	Signed as a non-drafted free agent on July 26, 2022
		<b>School</b>	Seton Hill University (PA)

KEVIN KOPPS *RHP*

<b>HEIGHT</b> 6-0	<b>BATS</b> R	<b>Full Name</b>	Kevin Richard Kopps
		<b>Date of Birth</b>	March 2, 1997 in Houston, Texas
		<b>2023 Opening Day Age</b>	26
<b>WEIGHT</b> 210	<b>THROWS</b> R	<b>How Obtained</b>	Signed as a third-round selection in the 2021 First-Year Player Draft
		<b>School</b>	University of Arkansas (AR)

AUSTIN KROB *LHP*

<b>HEIGHT</b> 6-3	<b>BATS</b> L	<b>Full Name</b>	Austin Michael Krob
		<b>Date of Birth</b>	September 20, 1999 in Lisbon, Iowa
		<b>2023 Opening Day Age</b>	23
<b>WEIGHT</b> 210	<b>THROWS</b> L	<b>How Obtained</b>	Signed as a 12th-round selection in the 2022 First-Year Player Draft
		<b>School</b>	Texas Christian University (TX)

YERRY LANDINEZ *RHP*

<b>HEIGHT</b> 6-1	<b>BATS</b> S	<b>Full Name</b>	Yerry Dionaiker Landinez Ilarraza
<b>WEIGHT</b> 170	<b>THROWS</b> R	<b>Date of Birth</b>	January 20, 2001 in San Felipe, Venezuela
		<b>2023 Opening Day Age</b>	22
		<b>How Obtained</b>	Signed as an international free agent on July 2, 2017
		<b>School</b>	international

ALDO LEIJA *RHP*

<b>HEIGHT</b> 6-2	<b>BATS</b> L	<b>Full Name</b>	Aldo Leija Villarreal
<b>WEIGHT</b> 160	<b>THROWS</b> L	<b>Date of Birth</b>	June 30, 2004 in Monterrey, Mexico
		<b>2023 Opening Day Age</b>	18
		<b>How Obtained</b>	Signed as an international free agent on January 15, 2022
		<b>School</b>	Morehead State University (KY)

DYLAN LESKO *RHP*

<b>HEIGHT</b> 6-2	<b>BATS</b> R	<b>Full Name</b>	Dylan Joseph Lesko
<b>WEIGHT</b> 195	<b>THROWS</b> R	<b>Date of Birth</b>	September 7, 2003 in Atlanta, Georgia
		<b>2023 Opening Day Age</b>	19
		<b>How Obtained</b>	Signed as a 1st-round selection (15th overall) in the 2022 First-Year Player Draft
		<b>School</b>	Buford HS (GA)

WALKI LEZAN *RHP*

<b>HEIGHT</b> 6-0	<b>BATS</b> R	<b>Full Name</b>	Walki Lezan Pedro
<b>WEIGHT</b> 165	<b>THROWS</b> R	<b>Date of Birth</b>	April 24, 2002 in San Cristobal, Dominican Republic
		<b>2023 Opening Day Age</b>	20
		<b>How Obtained</b>	Signed as an international free agent on January 8, 2020
		<b>School</b>	international

OSWALDO LINARES *C*

<b>HEIGHT</b> 5-11	<b>BATS</b> R	<b>Full Name</b>	Oswaldo Javier Linares Medina
<b>WEIGHT</b> 150	<b>THROWS</b> R	<b>Date of Birth</b>	April 28, 2003 in Aragua, Venezuela
		<b>2023 Opening Day Age</b>	19
		<b>How Obtained</b>	Signed as an international free agent on July 2, 2019
		<b>School</b>	international

CHRISTOPHER LINCOLN *RHP*

<b>HEIGHT</b> 6-5	<b>BATS</b> R	<b>Full Name</b>	Christopher Rene Lincoln
<b>WEIGHT</b> 210	<b>THROWS</b> R	<b>Date of Birth</b>	January 2, 1998 in Anaheim, California
		<b>2023 Opening Day Age</b>	25
		<b>How Obtained</b>	Signed as a fifth-round selection in the 2019 First-Year Player Draft
		<b>School</b>	UC Santa Barbara (CA)

VICTOR LIZARRAGA *RHP*

<b>HEIGHT</b> 6-4	<b>BATS</b> R	<b>Full Name</b>	Victor Lizarraga Mendoza
<b>WEIGHT</b> 185	<b>THROWS</b> R	<b>Date of Birth</b>	November 30, 2003 in San Diego, California
		<b>2023 Opening Day Age</b>	19
		<b>How Obtained</b>	Signed as a non-drafted free agent on March 1, 2021
		<b>School</b>	Montgomery High School (CA)

## MINOR LEAGUERS

CARTER LOEWEN *RHP*

<b>HEIGHT</b> 6-4	<b>BATS</b> R	<b>Full Name</b>	Carter Douglas Loewen
		<b>Date of Birth</b>	September 28, 1998 in Vancouver, British Columbia, Canada
		<b>2023 Opening Day Age</b>	24
<b>WEIGHT</b> 225	<b>THROWS</b> R	<b>How Obtained</b>	Signed as an undrafted free agent on June 15, 2020
		<b>School</b>	University of Hawai'i (HI)

ANGEL LOPEZ *RHP*

<b>HEIGHT</b> 6-4	<b>BATS</b> R	<b>Full Name</b>	Angel Lopez Sanchez
		<b>Date of Birth</b>	October 15, 2003 in Santo Domingo, Dominican Republic
		<b>2023 Opening Day Age</b>	19
<b>WEIGHT</b> 195	<b>THROWS</b> R	<b>How Obtained</b>	Signed as an international free agent on January 15, 2023
		<b>School</b>	international

JESUS LOPEZ *RHP*

<b>HEIGHT</b> 6-3	<b>BATS</b> R	<b>Full Name</b>	Jesus Enrique Lopez Miranda
		<b>Date of Birth</b>	March 14, 2006 in Sonora, Mexico
		<b>2023 Opening Day Age</b>	17
<b>WEIGHT</b> 185	<b>THROWS</b> R	<b>How Obtained</b>	Signed as an international free agent on January 20, 2023
		<b>School</b>	international

JUSTIN LOPEZ *RHP*

<b>HEIGHT</b> 6-2	<b>BATS</b> S	<b>Full Name</b>	Justin Daniel Lopez Rodriguez
		<b>Date of Birth</b>	May 9, 2000 in Bobare, Venezuela
		<b>2023 Opening Day Age</b>	22
<b>WEIGHT</b> 170	<b>THROWS</b> R	<b>How Obtained</b>	Signed as an international free agent on July 2, 2016
		<b>School</b>	international

ISAIAH LOWE *RHP*

<b>HEIGHT</b> 6-1	<b>BATS</b> R	<b>Full Name</b>	Isaiah Daniel Lowe
		<b>Date of Birth</b>	May 7, 2003 in Shelby, NC
		<b>2023 Opening Day Age</b>	19
<b>WEIGHT</b> 220	<b>THROWS</b> R	<b>How Obtained</b>	Signed as a 11th-round selection in the 2022 First-Year Player Draft
		<b>School</b>	Combine Academy (NC)

ALEJANDRO LUGO *RHP*

<b>HEIGHT</b> 6-0	<b>BATS</b> R	<b>Full Name</b>	Alejandro Alejandro Lugo Sosa
		<b>Date of Birth</b>	August 20, 2002 in Maracay, Venezuela
		<b>2023 Opening Day Age</b>	20
<b>WEIGHT</b> 165	<b>THROWS</b> R	<b>How Obtained</b>	Signed as an international free agent on December 16, 2018
		<b>School</b>	international

JESUS LUGO *RHP*

<b>HEIGHT</b> 5-11	<b>BATS</b> R	<b>Full Name</b>	Jesus Manuel Lugo
		<b>Date of Birth</b>	January 27, 1998 in Santo Domingo, Dominican Republic
		<b>2023 Opening Day Age</b>	25
<b>WEIGHT</b> 170	<b>THROWS</b> R	<b>How Obtained</b>	Signed as an international free agent on January 8, 2019
		<b>School</b>	international



CARLOS LUIS *INF*

<b>HEIGHT</b> 6-2	<b>BATS</b> L	<b>Full Name</b>	Carlos Andres Luis Valdez
		<b>Date of Birth</b>	September 4, 1999 in Tamayo, Dominican Republic
		<b>2023 Opening Day Age</b>	23
<b>WEIGHT</b> 160	<b>THROWS</b> R	<b>How Obtained</b>	Signed as an international free agent on July 2, 2016
		<b>School</b>	international

ADRIAN LUNA *RHP*

<b>HEIGHT</b> 6-0	<b>BATS</b> R	<b>Full Name</b>	Adrian Jesus Luna Malaver
		<b>Date of Birth</b>	July 27, 2001 in Nueva Esparta, Venezuela
		<b>2023 Opening Day Age</b>	21
<b>WEIGHT</b> 160	<b>THROWS</b> R	<b>How Obtained</b>	Signed as an international free agent on July 14, 2019
		<b>School</b>	international

LUIS MADRAZO *RHP*

<b>HEIGHT</b> 6-4	<b>BATS</b> R	<b>Full Name</b>	Luis Miguel Madrazo Guerra
		<b>Date of Birth</b>	January 16, 1998 in Camaguey, Cuba
		<b>2023 Opening Day Age</b>	25
<b>WEIGHT</b> 185	<b>THROWS</b> R	<b>How Obtained</b>	Signed as an international free agent on December 14, 2021
		<b>School</b>	international

TYLER MALONE *C*

<b>HEIGHT</b> 5-11	<b>BATS</b> L	<b>Full Name</b>	Tyler Jacob Malone
		<b>Date of Birth</b>	November 4, 1997 in Roseville, California
		<b>2023 Opening Day Age</b>	25
<b>WEIGHT</b> 190	<b>THROWS</b> R	<b>How Obtained</b>	Signed as a 27th-round selection in the 2019 First-Year Player Draft
		<b>School</b>	Oregon State University (OR)

GUSTAVO MARQUEZ *OF*

<b>HEIGHT</b> 6-0	<b>BATS</b> R	<b>Full Name</b>	Gustavo Adolfo Marquez Sanchez
		<b>Date of Birth</b>	December 28, 2004 in Monte Plata, Dominican Republic
		<b>2023 Opening Day Age</b>	18
<b>WEIGHT</b> 16	<b>THROWS</b> R	<b>How Obtained</b>	Signed as an international free agent on January 15, 2023
		<b>School</b>	McKinnon Secondary College (AU)

JAKOB MARSEE *OF*

<b>HEIGHT</b> 6-0	<b>BATS</b> L	<b>Full Name</b>	Jakob Joseph Marsee
		<b>Date of Birth</b>	June 28, 2001 in Dearborn, Michigan
		<b>2023 Opening Day Age</b>	21
<b>WEIGHT</b> 205	<b>THROWS</b> L	<b>How Obtained</b>	Signed as a 6th-round selection in the 2022 First-Year Player Draft
		<b>School</b>	Central Michigan University (MI)

HENRY MARTINEZ *RHP*

<b>HEIGHT</b> 6-4	<b>BATS</b> R	<b>Full Name</b>	Henry Martinez
		<b>Date of Birth</b>	March 2, 2004 in Pembroke Pines, Florida
		<b>2023 Opening Day Age</b>	19
<b>WEIGHT</b> 185	<b>THROWS</b> R	<b>How Obtained</b>	Signed as a non-drafted free agent on July 26, 2022
		<b>School</b>	Miami Christian (FL)

## MINOR LEAGUERS

NATHAN MARTORELLA *INF*

<b>HEIGHT</b> 6-1	<b>BATS</b> L	<b>Full Name</b>	Nathan Adam Martorella
		<b>Date of Birth</b>	February 18, 2001 in Monterey, CA
		<b>2023 Opening Day Age</b>	22
<b>WEIGHT</b> 215	<b>THROWS</b> L	<b>How Obtained</b>	Signed as a 5th-round selection in the 2022 First-Year Player Draft
		<b>School</b>	University of California, Berkeley (CA)

DWAYNE MATOS *RHP*

<b>HEIGHT</b> 6-1	<b>BATS</b> R	<b>Full Name</b>	Dwayne Matos Cuevas
		<b>Date of Birth</b>	November 7, 2000 in Cabral, Dominican Republic
		<b>2023 Opening Day Age</b>	22
<b>WEIGHT</b> 154	<b>THROWS</b> R	<b>How Obtained</b>	Signed as an international free agent on January 9, 2019
		<b>School</b>	international

SETH MAYBERRY *RHP*

<b>HEIGHT</b> 6-2	<b>BATS</b> R	<b>Full Name</b>	Seth Aubry Mayberry
		<b>Date of Birth</b>	June 22, 2000 in Petersburg, Virginia
		<b>2023 Opening Day Age</b>	22
<b>WEIGHT</b> 195	<b>THROWS</b> R	<b>How Obtained</b>	Signed as a 39th-round selection in the 2018 First-Year Player Draft
		<b>School</b>	Dinwiddie High School (VA)

ADAM MAZUR *RHP*

<b>HEIGHT</b> 6-2	<b>BATS</b> R	<b>Full Name</b>	Adam Mazur
		<b>Date of Birth</b>	April 20, 2000 in St. Paul, Minnesota
		<b>2023 Opening Day Age</b>	21
<b>WEIGHT</b> 180	<b>THROWS</b> R	<b>How Obtained</b>	Signed as a 2nd-round selection in the 2022 First-Year Player Draft
		<b>School</b>	University of Iowa (IA)

JOSHUA MEARS *OF*

<b>HEIGHT</b> 6-3	<b>BATS</b> R	<b>Full Name</b>	Joshua Livingstone Mears
		<b>Date of Birth</b>	February 21, 2001 in Kirkland, Washington
		<b>2023 Opening Day Age</b>	22
<b>WEIGHT</b> 230	<b>THROWS</b> R	<b>How Obtained</b>	Signed as a second-round selection in the 2019 First-Year Player Draft
		<b>School</b>	Federal Way High School (WA)

KELVIN MELEAN *INF*

<b>HEIGHT</b> 6-0	<b>BATS</b> R	<b>Full Name</b>	Kelvin Oswaldo Melean Perez
		<b>Date of Birth</b>	September 5, 1998 in Guatire, Venezuela
		<b>2023 Opening Day Age</b>	24
<b>WEIGHT</b> 165	<b>THROWS</b> R	<b>How Obtained</b>	Signed as an international free agent on July 2, 2015
		<b>School</b>	international

MIGUEL MENDEZ *RHP*

<b>HEIGHT</b> 6-2	<b>BATS</b> R	<b>Full Name</b>	Miguel Jose Mendez Ortiz
		<b>Date of Birth</b>	July 1, 2002 in San Juan, Dominican Republic
		<b>2023 Opening Day Age</b>	20
<b>WEIGHT</b> 165	<b>THROWS</b> R	<b>How Obtained</b>	Signed as an international free agent on February 5, 2021
		<b>School</b>	international

EVAN MENDOZA *INF*

<b>HEIGHT</b> 6-2	<b>BATS</b> R	<b>Full Name</b>	Evan Manuel Mendoza
		<b>Date of Birth</b>	June 28, 1996 in Sarasota, Florida
		<b>2023 Opening Day Age</b>	26
<b>WEIGHT</b> 203	<b>THROWS</b> R	<b>How Obtained</b>	Selected from STL in the Triple-A Phase of the 2022 Rule 5 Draft on December 7, 2022
		<b>School</b>	North Carolina State University (NC)

BOBBY MILACKI *RHP*

<b>HEIGHT</b> 6-2	<b>BATS</b> R	<b>Full Name</b>	Robert Alexander Milacki
		<b>Date of Birth</b>	November 6, 1996 in Lake Havasu City, Arizona
		<b>2023 Opening Day Age</b>	26
<b>WEIGHT</b> 210	<b>THROWS</b> R	<b>How Obtained</b>	Signed as a minor league free agent on November 14, 2022
		<b>School</b>	Arizona Christian University (AZ)

BEN MILLER *LHP*

<b>HEIGHT</b> 6-4	<b>BATS</b> L	<b>Full Name</b>	Benjamin Aalapuna Miller
		<b>Date of Birth</b>	September 29, 1999 in Lodi, California
		<b>2023 Opening Day Age</b>	23
<b>WEIGHT</b> 225	<b>THROWS</b> L	<b>How Obtained</b>	Signed as a non-drafted free agent on July 21, 2021
		<b>School</b>	San Joaquin Delta College (CA)

FELIX MINJAREZ *RHP*

<b>HEIGHT</b> 6-3	<b>BATS</b> R	<b>Full Name</b>	Felix Antonio Minjarez
		<b>Date of Birth</b>	September 13, 1996 in Riverside, California
		<b>2023 Opening Day Age</b>	26
<b>WEIGHT</b> 210	<b>THROWS</b> R	<b>How Obtained</b>	Signed as a non-drafted free agent on June 15, 2018
		<b>School</b>	University of Redlands (CA)

MAIKEL MIRALLES *RHP*

<b>HEIGHT</b> 5-11	<b>BATS</b> R	<b>Full Name</b>	Maikel Daniel Miralles Mendez
		<b>Date of Birth</b>	October 22, 2004 in Aragua, Venezuela
		<b>2023 Opening Day Age</b>	18
<b>WEIGHT</b> 160	<b>THROWS</b> R	<b>How Obtained</b>	Signed as an international free agent on January 15, 2023
		<b>School</b>	international

DANIEL MONTESINO *OF*

<b>HEIGHT</b> 6-0	<b>BATS</b> L	<b>Full Name</b>	Daniel Jesus Montesino Alvarado
		<b>Date of Birth</b>	February 12, 2004 in Guarico, Venezuela
		<b>2023 Opening Day Age</b>	19
<b>WEIGHT</b> 180	<b>THROWS</b> L	<b>How Obtained</b>	Signed as an international free agent on January 15, 2021
		<b>School</b>	international

GABRIEL MORALES *LHP*

<b>HEIGHT</b> 6-3	<b>BATS</b> L	<b>Full Name</b>	Gabriel Jose Morales Bravo
		<b>Date of Birth</b>	April 14, 1999 in Maracaibo, Venezuela
		<b>2023 Opening Day Age</b>	23
<b>WEIGHT</b> 175	<b>THROWS</b> L	<b>How Obtained</b>	Signed as an international free agent on September 26, 2016
		<b>School</b>	international

## MINOR LEAGUERS

ADAN MORENO *RHP*

<b>HEIGHT</b> 6-1	<b>BATS</b> R	<b>Full Name</b>	Adan De Jesus Moreno Favela
		<b>Date of Birth</b>	September 8, 2004 in Durango, Mexico
		<b>2023 Opening Day Age</b>	18
<b>WEIGHT</b> 185	<b>THROWS</b> R	<b>How Obtained</b>	Signed as an international free agent on January 17, 2023
		<b>School</b>	international

JOHAN MORENO *RHP*

<b>HEIGHT</b> 6-1	<b>BATS</b> R	<b>Full Name</b>	Johan Carlos Moreno Rodriguez
		<b>Date of Birth</b>	March 26, 2003 in Coro, Venezuela
		<b>2023 Opening Day Age</b>	20
<b>WEIGHT</b> 180	<b>THROWS</b> R	<b>How Obtained</b>	Signed as an international free agent on January 15, 2023
		<b>School</b>	international

YARIEL MORENO *RHP*

<b>HEIGHT</b> 6-5	<b>BATS</b> R	<b>Full Name</b>	Yariel Moreno
		<b>Date of Birth</b>	June 28, 2004 in Darien, Panama
		<b>2023 Opening Day Age</b>	18
<b>WEIGHT</b> 190	<b>THROWS</b> R	<b>How Obtained</b>	Signed as an international free agent on January 15, 2021
		<b>School</b>	international

DAVID MORGAN *INF*

<b>HEIGHT</b> 6-0	<b>BATS</b> R	<b>Full Name</b>	David Scott Morgan
		<b>Date of Birth</b>	October 26, 1999 in Mission Viejo, California
		<b>2023 Opening Day Age</b>	23
<b>WEIGHT</b> 185	<b>THROWS</b> R	<b>How Obtained</b>	Signed as a non-drafted free agent on July 26, 2022
		<b>School</b>	Hope International University (CA)

GABE MOSSER *RHP*

<b>HEIGHT</b> 6-4	<b>BATS</b> R	<b>Full Name</b>	Gabriel Michael Mosser
		<b>Date of Birth</b>	June 8, 1996 in Allentown, Pennsylvania
		<b>2023 Opening Day Age</b>	26
<b>WEIGHT</b> 179	<b>THROWS</b> R	<b>How Obtained</b>	Signed as a 27th-round selection in the 2018 First-Year Player Draft
		<b>School</b>	Shippensburg University (PA)

ALAN MUNDO *RHP*

<b>HEIGHT</b> 6-2	<b>BATS</b> R	<b>Full Name</b>	Alan Mundo Saenz
		<b>Date of Birth</b>	May 27, 2000 in Chihuahua, Mexico
		<b>2023 Opening Day Age</b>	22
<b>WEIGHT</b> 170	<b>THROWS</b> R	<b>How Obtained</b>	Signed as an international free agent on July 8, 2017
		<b>School</b>	international

MAIKOL MUNOZ *INF*

<b>HEIGHT</b> 6-2	<b>BATS</b> R	<b>Full Name</b>	Maikol David Munoz Heredia
		<b>Date of Birth</b>	October 21, 2003 in Lara, Venezuela
		<b>2023 Opening Day Age</b>	19
<b>WEIGHT</b> 185	<b>THROWS</b> R	<b>How Obtained</b>	Signed as an international free agent on January 15, 2022
		<b>School</b>	international

## JUAN MURILLO *INF*

<b>HEIGHT</b> 6-2	<b>BATS</b> R	<b>Full Name</b>	Juan Ariel Murillo Lopez
		<b>Date of Birth</b>	August 19, 2001 in Moron, Cuba
		<b>2023 Opening Day Age</b>	21
<b>WEIGHT</b> 180	<b>THROWS</b> R	<b>How Obtained</b>	Signed as an international free agent on January 15, 2022
		<b>School</b>	international

## KAI MURPHY *OF*

<b>HEIGHT</b> 5-9	<b>BATS</b> L	<b>Full Name</b>	Kai Joseph Murphy
		<b>Date of Birth</b>	August 26, 2000 in Chandler, Arizona
		<b>2023 Opening Day Age</b>	22
<b>WEIGHT</b> 175	<b>THROWS</b> L	<b>How Obtained</b>	Signed as a non-drafted free agent on July 26, 2022
		<b>School</b>	Arizona State University (AZ)

## RAFAEL NAVA *RHP*

<b>HEIGHT</b> 6-4	<b>BATS</b> R	<b>Full Name</b>	Rafael Nava Rivera
		<b>Date of Birth</b>	June 5, 2005 in Durango, Mexico
		<b>2023 Opening Day Age</b>	17
<b>WEIGHT</b> 220	<b>THROWS</b> R	<b>How Obtained</b>	Signed as an international free agent on January 15, 2022
		<b>School</b>	international

## DYLAN NEDVED *RHP*

<b>HEIGHT</b> 6-2	<b>BATS</b> R	<b>Full Name</b>	Dylan Hunter Nedved
		<b>Date of Birth</b>	April 23, 1999 in Shawnee, Kansas
		<b>2023 Opening Day Age</b>	23
<b>WEIGHT</b> 195	<b>THROWS</b> R	<b>How Obtained</b>	Signed as a 9th-round selection in the 2022 First-Year Player Draft
		<b>School</b>	University of Iowa (IA)

## BRADEN NETT *RHP*

<b>HEIGHT</b> 6-4	<b>BATS</b> R	<b>Full Name</b>	Braden Zachary Nett
		<b>Date of Birth</b>	June 18, 2002 in Troy, Missouri
		<b>2023 Opening Day Age</b>	20
<b>WEIGHT</b> 190	<b>THROWS</b> R	<b>How Obtained</b>	Signed as a non-drafted free agent on July 30, 2022
		<b>School</b>	St. Charles Community College (MO)

## RYAN OCH *LHP*

<b>HEIGHT</b> 6-3	<b>BATS</b> R	<b>Full Name</b>	Ryan Patrick Och
		<b>Date of Birth</b>	July 18, 1998 in Robbinsdale, Minnesota
		<b>2023 Opening Day Age</b>	24
<b>WEIGHT</b> 195	<b>THROWS</b> L	<b>How Obtained</b>	Signed as a seventh-round selection in the 2021 First-Year Player Draft
		<b>School</b>	University of Southern Mississippi (MS)

## YOIBER OCOPIO *C*

<b>HEIGHT</b> 5-10	<b>BATS</b> R	<b>Full Name</b>	Yoiber Atahualpa Ocopio Medina
		<b>Date of Birth</b>	August 24, 2004 in Venezuela
		<b>2023 Opening Day Age</b>	18
<b>WEIGHT</b> 175	<b>THROWS</b> R	<b>How Obtained</b>	Signed as an international free agent on January 15, 2023
		<b>School</b>	international

## DANNY OJEDA *RHP*

<b>HEIGHT</b> 6-1	<b>BATS</b> R	<b>Full Name</b>	Danny Jose Ojeda Teran
		<b>Date of Birth</b>	October 11, 2004 in Carabobo, Venezuela
		<b>2023 Opening Day Age</b>	18
<b>WEIGHT</b> 175	<b>THROWS</b> R	<b>How Obtained</b>	Signed as an international free agent on January 15, 2023
		<b>School</b>	international

## JORGE OÑA *OF*

<b>HEIGHT</b> 6-0	<b>BATS</b> R	<b>Full Name</b>	Jorge Luis Oña Ugarte
		<b>Date of Birth</b>	December 31, 1996 in La Habana, Cuba
		<b>2023 Opening Day Age</b>	26
<b>WEIGHT</b> 235	<b>THROWS</b> R	<b>How Obtained</b>	Signed as an international free agent on July 20, 2016
		<b>School</b>	international

## DEVIN ORTIZ *RHP*

<b>HEIGHT</b> 6-3	<b>BATS</b> R	<b>Full Name</b>	Devin Aaron Ortiz
		<b>Date of Birth</b>	February 7, 1999 in Nutley, New Jersey
		<b>2023 Opening Day Age</b>	24
<b>WEIGHT</b> 202	<b>THROWS</b> R	<b>How Obtained</b>	Signed as a non-drafted free agent on July 27, 2022
		<b>School</b>	University of Virginia (VA)

## COLE PAPLHAM *RHP*

<b>HEIGHT</b> 6-4	<b>BATS</b> R	<b>Full Name</b>	Cole Robert Paplham
		<b>Date of Birth</b>	March 19, 2000 in Green Bay, Wisconsin
		<b>2023 Opening Day Age</b>	22
<b>WEIGHT</b> 215	<b>THROWS</b> R	<b>How Obtained</b>	Signed as a non-drafted free agent on July 30, 2022
		<b>School</b>	University of New Orleans (LA)

## ALEXIS PARRA *LHP*

<b>HEIGHT</b> 6-2	<b>BATS</b> L	<b>Full Name</b>	Alexis Fernando Parra Soto
		<b>Date of Birth</b>	August 11, 2005 in Sinaloa, Mexico
		<b>2023 Opening Day Age</b>	17
<b>WEIGHT</b> 170	<b>THROWS</b> L	<b>How Obtained</b>	Signed as an international free agent on January 19, 2023
		<b>School</b>	international

## REINIER PARRA *RHP*

<b>HEIGHT</b> 6-0	<b>BATS</b> R	<b>Full Name</b>	Reinier Parra
		<b>Date of Birth</b>	May 31, 2001 in Puerto Plata, Dominican Republic
		<b>2023 Opening Day Age</b>	21
<b>WEIGHT</b> 155	<b>THROWS</b> R	<b>How Obtained</b>	Signed as an international free agent on July 4, 2019
		<b>School</b>	international

## YOVANKI PASCUAL *LHP*

<b>HEIGHT</b> 5-11	<b>BATS</b> L	<b>Full Name</b>	Yovanki Euclides Pascual Adon
		<b>Date of Birth</b>	August 4, 2002 in Santo Domingo, Dominican Republic
		<b>2023 Opening Day Age</b>	20
<b>WEIGHT</b> 185	<b>THROWS</b> L	<b>How Obtained</b>	Signed as an international free agent on January 15, 2023
		<b>School</b>	international

GRAHAM PAULEY *INF*

<b>HEIGHT</b> 6-2	<b>BATS</b> L	<b>Full Name</b>	Graham Pauley
		<b>Date of Birth</b>	September 24, 2000 in Alpharetta, Georgia
		<b>2023 Opening Day Age</b>	22
<b>WEIGHT</b> 210	<b>THROWS</b> R	<b>How Obtained</b>	Signed as a 13th-round selection in the 2022 First-Year Player Draft
		<b>School</b>	Duke University (NC)

FRANCIS PENA *RHP*

<b>HEIGHT</b> 6-1	<b>BATS</b> R	<b>Full Name</b>	Francis Manuel Pena
		<b>Date of Birth</b>	January 25, 2001 in Piedra Blanca, Dominican Republic
		<b>2023 Opening Day Age</b>	22
<b>WEIGHT</b> 170	<b>THROWS</b> R	<b>How Obtained</b>	Signed as an international free agent on January 15, 2022
		<b>School</b>	international

ADRIAN PEREZ *INF*

<b>HEIGHT</b> 5-9	<b>BATS</b> R	<b>Full Name</b>	Adrian Perez Henriquez
		<b>Date of Birth</b>	October 3, 2002 in Santo Domingo, Dominican Republic
		<b>2023 Opening Day Age</b>	20
<b>WEIGHT</b> 165	<b>THROWS</b> R	<b>How Obtained</b>	Signed as an international free agent on July 15, 2019
		<b>School</b>	international

JAKE PEREZ *INF*

<b>HEIGHT</b> 6-0	<b>BATS</b> R	<b>Full Name</b>	Jake Perez Correa
		<b>Date of Birth</b>	July 5, 2000 in San Jose, Costa Rica
		<b>2023 Opening Day Age</b>	22
<b>WEIGHT</b> 165	<b>THROWS</b> R	<b>How Obtained</b>	Signed as an international free agent on October 14, 2020
		<b>School</b>	international

RAMON PEREZ *LHP*

<b>HEIGHT</b> 6-0	<b>BATS</b> L	<b>Full Name</b>	Ramon Ernesto Perez Favier
		<b>Date of Birth</b>	July 2, 1999 in Baracoa, Cuba
		<b>2023 Opening Day Age</b>	23
<b>WEIGHT</b> 195	<b>THROWS</b> L	<b>How Obtained</b>	Signed as an international free agent on December 19, 2016
		<b>School</b>	international

KERVIN PICHARDO *INF*

<b>HEIGHT</b> 5-11	<b>BATS</b> R	<b>Full Name</b>	Kervin Pichardo
		<b>Date of Birth</b>	October 15, 2001 in Bronx, New York
		<b>2023 Opening Day Age</b>	21
<b>WEIGHT</b> 185	<b>THROWS</b> R	<b>How Obtained</b>	Acquired from PHI with cash considerations for RHP James Norwood on March 30, 2022
		<b>School</b>	n/a

ENMANUEL PINALES *RHP*

<b>HEIGHT</b> 6-2	<b>BATS</b> R	<b>Full Name</b>	Enmanuel Antonio Pinales Ventura
		<b>Date of Birth</b>	April 16, 2001 in San Cristobal, Dominican Republic
		<b>2023 Opening Day Age</b>	21
<b>WEIGHT</b> 185	<b>THROWS</b> R	<b>How Obtained</b>	Signed as an international free agent on January 15, 2022
		<b>School</b>	international

## MINOR LEAGUERS

YONIEL PRATS *RHP*

<b>HEIGHT</b> 6-0	<b>BATS</b> R	<b>Full Name</b>	Yoniel Prats Sanchez
		<b>Date of Birth</b>	August 10, 2004 in Puerto Plata, Dominican Republic
		<b>2023 Opening Day Age</b>	18
<b>WEIGHT</b> 135	<b>THROWS</b> R	<b>How Obtained</b>	Signed as an international free agent on January 15, 2023
		<b>School</b>	McKinnon Secondary College (AU)

ZACK QIN *LHP*

<b>HEIGHT</b> 6-2	<b>BATS</b> L	<b>Full Name</b>	Zimo Qin
		<b>Date of Birth</b>	July 3, 2005 in Nanjing, China
		<b>2023 Opening Day Age</b>	17
<b>WEIGHT</b> 165	<b>THROWS</b> L	<b>How Obtained</b>	Signed as an international free agent on August 15, 2022
		<b>School</b>	MLB China Academy (China)

JOSE QUEZADA *RHP*

<b>HEIGHT</b> 5-9	<b>BATS</b> R	<b>Full Name</b>	Jose Antonio Quezada
		<b>Date of Birth</b>	September 7, 1995 in Chihuahua, Mexico
		<b>2023 Opening Day Age</b>	27
<b>WEIGHT</b> 175	<b>THROWS</b> R	<b>How Obtained</b>	Signed as a 10th-round selection in the 2018 First-Year Player Draft
		<b>School</b>	Texas Tech University (TX)

HAZAHEL QUIJADA *LHP*

<b>HEIGHT</b> 6-2	<b>BATS</b> L	<b>Full Name</b>	Hazahel Soto Quijada
		<b>Date of Birth</b>	September 18, 1997 in Redlands, California
		<b>2023 Opening Day Age</b>	25
<b>WEIGHT</b> 185	<b>THROWS</b> L	<b>How Obtained</b>	Signed as a 17th-round selection in the 2018 First-Year Player Draft
		<b>School</b>	UC Riverside (CA)

ALISON QUINTERO *C*

<b>HEIGHT</b> 5-11	<b>BATS</b> R	<b>Full Name</b>	Alison Enrique Quintero
		<b>Date of Birth</b>	April 24, 2000 in Valencia, Venezuela
		<b>2023 Opening Day Age</b>	22
<b>WEIGHT</b> 175	<b>THROWS</b> R	<b>How Obtained</b>	Signed as an international free agent on July 2, 2016
		<b>School</b>	international

WILMER RAMIREZ *LHP*

<b>HEIGHT</b> 6-3	<b>BATS</b> L	<b>Full Name</b>	Wilmer Jose Ramirez Perez
		<b>Date of Birth</b>	July 22, 2004 in Santo Domingo Centro, Dominican Republic
		<b>2023 Opening Day Age</b>	18
<b>WEIGHT</b> 175	<b>THROWS</b> L	<b>How Obtained</b>	Signed as an international free agent on January 15, 2022
		<b>School</b>	international

BODI RASCON *LHP*

<b>HEIGHT</b> 6-5	<b>BATS</b> L	<b>Full Name</b>	Bodi Williams Rascon
		<b>Date of Birth</b>	February 3, 2001 in El Paso, Texas
		<b>2023 Opening Day Age</b>	22
<b>WEIGHT</b> 205	<b>THROWS</b> L	<b>How Obtained</b>	Signed as a 14th-round selection in the 2019 First-Year Player Draft
		<b>School</b>	Decatur High School (TX)



JOSE REYES *RHP*

<b>HEIGHT</b> 6-3	<b>BATS</b> R	<b>Full Name</b>	Jose Luis Reyes Gil
		<b>Date of Birth</b>	August 20, 2002 in Mexicali, Mexico
		<b>2023 Opening Day Age</b>	20
<b>WEIGHT</b> 190	<b>THROWS</b> R	<b>How Obtained</b>	Signed as an international free agent on September 10, 2020
		<b>School</b>	international

RIPKEN REYES *INF*

<b>HEIGHT</b> 5-10	<b>BATS</b> S	<b>Full Name</b>	Ripken Matthew George Reyes
		<b>Date of Birth</b>	April 1, 1997 in Bremerton, Washington
		<b>2023 Opening Day Age</b>	25
<b>WEIGHT</b> 180	<b>THROWS</b> R	<b>How Obtained</b>	Signed as a 30th-round selection in the 2019 First-Year Player Draft
		<b>School</b>	University of San Diego (CA)

JESUS RIOS *RHP*

<b>HEIGHT</b> 6-1	<b>BATS</b> R	<b>Full Name</b>	Jesus Enrique Rios Vazquez
		<b>Date of Birth</b>	December 27, 2001 in Sinaloa, Mexico
		<b>2023 Opening Day Age</b>	21
<b>WEIGHT</b> 190	<b>THROWS</b> R	<b>How Obtained</b>	Signed as an international free agent on January 17, 2023
		<b>School</b>	international

TYLER ROBERTSON *OF*

<b>HEIGHT</b> 6-4	<b>BATS</b> R	<b>Full Name</b>	Tyler Chase Robertson
		<b>Date of Birth</b>	March 10, 2000 in Montgomery, Alabama
		<b>2023 Opening Day Age</b>	23
<b>WEIGHT</b> 210	<b>THROWS</b> R	<b>How Obtained</b>	Signed as a 14th-round selection in the 2022 First-Year Player Draft
		<b>School</b>	University of Louisiana at Lafayette (LA)

KOBE ROBINSON *RHP*

<b>HEIGHT</b> 6-2	<b>BATS</b> R	<b>Full Name</b>	Kobe Robinson
		<b>Date of Birth</b>	March 3, 2001 in Alcoa, Tennessee
		<b>2023 Opening Day Age</b>	22
<b>WEIGHT</b> 165	<b>THROWS</b> R	<b>How Obtained</b>	Signed as 13th-round selection in the 2021 First-Year Player Draft
		<b>School</b>	Chattanooga State Community College (TN)

BRADGLEY RODRIGUEZ *RHP*

<b>HEIGHT</b> 6-1	<b>BATS</b> R	<b>Full Name</b>	Bradley Eduardo Rodriguez
		<b>Date of Birth</b>	November 16, 2003 in Miranda, Venezuela
		<b>2023 Opening Day Age</b>	19
<b>WEIGHT</b> 160	<b>THROWS</b> R	<b>How Obtained</b>	Signed as an international free agent on January 15, 2021
		<b>School</b>	international

CARLOS RODRIGUEZ *C*

<b>HEIGHT</b> 5-10	<b>BATS</b> S	<b>Full Name</b>	Carlos Eduardo Rodriguez Betancourt
		<b>Date of Birth</b>	May 12, 2003 in Sucre, Venezuela
		<b>2023 Opening Day Age</b>	19
<b>WEIGHT</b> 155	<b>THROWS</b> R	<b>How Obtained</b>	Signed as an international free agent on July 2, 2019
		<b>School</b>	international

## MINOR LEAGUERS

YORMAN RODRIGUEZ *c*

<b>HEIGHT</b> 5-10	<b>BATS</b> R	<b>Full Name</b>	Yorman Agustin Rodriguez Gonzalez
		<b>Date of Birth</b>	July 23, 1997 in Aragua, Venezuela
		<b>2023 Opening Day Age</b>	25
<b>WEIGHT</b> 214	<b>THROWS</b> R	<b>How Obtained</b>	Selected from TOR in the first round of the Triple-A phase of the Rule 5 Draft on December 10, 2020
		<b>School</b>	international

EDWIN ROJAS *OF*

<b>HEIGHT</b> 6-2	<b>BATS</b> R	<b>Full Name</b>	Edwin Romas Rojas Bolivar
		<b>Date of Birth</b>	November 12, 2001 in Maturin, Venezuela
		<b>2023 Opening Day Age</b>	21
<b>WEIGHT</b> 170	<b>THROWS</b> R	<b>How Obtained</b>	Signed as an international free agent on July 2, 2018
		<b>School</b>	international

YENDRY ROJAS *INF*

<b>HEIGHT</b> 6-0	<b>BATS</b> L	<b>Full Name</b>	Yendry Andres Rojas Fis
		<b>Date of Birth</b>	January 27, 2005 in Ciego de Avila, Cuba
		<b>2023 Opening Day Age</b>	18
<b>WEIGHT</b> 185	<b>THROWS</b> R	<b>How Obtained</b>	Signed as an international free agent on January 15, 2022
		<b>School</b>	international

MIGUEL RONDON *RHP*

<b>HEIGHT</b> 5-11	<b>BATS</b> R	<b>Full Name</b>	Miguel Elias Rondon Caro
		<b>Date of Birth</b>	January 26, 2001 in Maracay, Venezuela
		<b>2023 Opening Day Age</b>	22
<b>WEIGHT</b> 150	<b>THROWS</b> R	<b>How Obtained</b>	Signed as an international free agent on July 2, 2017
		<b>School</b>	international

JONNEY ROSARIO *RHP*

<b>HEIGHT</b> 5-11	<b>BATS</b> R	<b>Full Name</b>	Jonney De Jesus Rosario Iguaran
		<b>Date of Birth</b>	July 28, 2004 in Zulia, Venezuela
		<b>2023 Opening Day Age</b>	18
<b>WEIGHT</b> 160	<b>THROWS</b> R	<b>How Obtained</b>	Signed as an international free agent on January 23, 2021
		<b>School</b>	international

ETHAN ROUTZAHN *RHP*

<b>HEIGHT</b> 6-4	<b>BATS</b> R	<b>Full Name</b>	Ethan Robert Routzahn
		<b>Date of Birth</b>	March 19, 1998 in Park Ridge, Illinois
		<b>2023 Opening Day Age</b>	25
<b>WEIGHT</b> 170	<b>THROWS</b> R	<b>How Obtained</b>	Signed as a non-drafted free agent on July 20, 2021
		<b>School</b>	St. John's University (NY)

XAVIER RUIZ *RHP*

<b>HEIGHT</b> 6-1	<b>BATS</b> R	<b>Full Name</b>	Xavier Ruiz Casanova
		<b>Date of Birth</b>	November 19, 2002 in San Cristobal, Dominican Republic
		<b>2023 Opening Day Age</b>	20
<b>WEIGHT</b> 180	<b>THROWS</b> R	<b>How Obtained</b>	Signed as an international free agent on January 15, 2022
		<b>School</b>	international

ELVIS SABA *RHP*

<b>HEIGHT</b> 5-11	<b>BATS</b> R	<b>Full Name</b>	Elvis Junior Saba
		<b>Date of Birth</b>	May 11, 2000 in San Cristobal, Dominican Republic
<b>WEIGHT</b> 180	<b>THROWS</b> R	<b>2023 Opening Day Age</b>	22
		<b>How Obtained</b>	Signed as an international free agent on February 5, 2021
		<b>School</b>	international

ETHAN SALAS *C*

<b>HEIGHT</b> 6-2	<b>BATS</b> L	<b>Full Name</b>	Ethan Gabriel Salas Roman
		<b>Date of Birth</b>	June 1, 2006 in Kissimmee, Florida
<b>WEIGHT</b> 185	<b>THROWS</b> R	<b>2023 Opening Day Age</b>	16
		<b>How Obtained</b>	Signed as an international free agent on January 15, 2023
		<b>School</b>	international

BRAIAN SALAZAR *LHP*

<b>HEIGHT</b> 6-2	<b>BATS</b> L	<b>Full Name</b>	Braian Alejandro Salazar Lopez
		<b>Date of Birth</b>	June 12, 2005 in Barcelona, Venezuela
<b>WEIGHT</b> 165	<b>THROWS</b> L	<b>2023 Opening Day Age</b>	17
		<b>How Obtained</b>	Signed as an international free agent on January 15, 2022
		<b>School</b>	international

RUBEN SALINAS *OF*

<b>HEIGHT</b> 6-0	<b>BATS</b> R	<b>Full Name</b>	Ruben Zayed Salinas Hernandez
		<b>Date of Birth</b>	January 13, 2003 in Baja California Sur, Mexico
<b>WEIGHT</b> 154	<b>THROWS</b> L	<b>2023 Opening Day Age</b>	20
		<b>How Obtained</b>	Signed as an international free agent on November 15, 2019
		<b>School</b>	international

JOSE SANABRIA *INF*

<b>HEIGHT</b> 5-10	<b>BATS</b> R	<b>Full Name</b>	Jose Armando Sanabria Romero
		<b>Date of Birth</b>	October 30, 2002 in La Victoria, Aragua, Venezuela
<b>WEIGHT</b> 150	<b>THROWS</b> R	<b>2023 Opening Day Age</b>	20
		<b>How Obtained</b>	Signed as an international free agent on November 2, 2019
		<b>School</b>	international

ROMEO SANABRIA *C*

<b>HEIGHT</b> 6-4	<b>BATS</b> L	<b>Full Name</b>	Romeo Leon Sanabria
		<b>Date of Birth</b>	May 2, 2002 in Miami, Florida
<b>WEIGHT</b> 225	<b>THROWS</b> R	<b>2023 Opening Day Age</b>	20
		<b>How Obtained</b>	Signed as a 18th-round selection in the 2022 First-Year Player Draft
		<b>School</b>	Indian River State College (FL)

ANGEL SANCHEZ *RHP*

<b>HEIGHT</b> 6-1	<b>BATS</b> R	<b>Full Name</b>	Angel Uriel Sanchez Valdivia
		<b>Date of Birth</b>	April 20, 2006 in Jalisco, Mexico
<b>WEIGHT</b> 165	<b>THROWS</b> R	<b>2023 Opening Day Age</b>	16
		<b>How Obtained</b>	Signed as an international free agent on January 20, 2023
		<b>School</b>	international

## MINOR LEAGUERS

FERNANDO SANCHEZ *LHP*

<b>HEIGHT</b> 6-0	<b>BATS</b> L	<b>Full Name</b>	Fernando Jose Sanchez Navarro
		<b>Date of Birth</b>	September 13, 2000 in Ciudad Obregon, Sonora, Mexico
		<b>2023 Opening Day Age</b>	22
<b>WEIGHT</b> 198	<b>THROWS</b> L	<b>How Obtained</b>	Signed as a minor league free agent on March 29, 2019
		<b>School</b>	international

HUGO SANCHEZ *INF*

<b>HEIGHT</b> 6-0	<b>BATS</b> L	<b>Full Name</b>	Hugo Sanchez Valdivia
		<b>Date of Birth</b>	November 16, 2002 in Guadalajara, Mexico
		<b>2023 Opening Day Age</b>	20
<b>WEIGHT</b> 180	<b>THROWS</b> R	<b>How Obtained</b>	Signed as an international free agent on July 3, 2019
		<b>School</b>	international

JEISON SANCHEZ *RHP*

<b>HEIGHT</b> 6-0	<b>BATS</b> R	<b>Full Name</b>	Jeison Manuel Sanchez Mejia
		<b>Date of Birth</b>	May 12, 2004 in Bani, Dominican Republic
		<b>2023 Opening Day Age</b>	18
<b>WEIGHT</b> 170	<b>THROWS</b> R	<b>How Obtained</b>	Signed as an international free agent on July 2, 2022
		<b>School</b>	international

WILLIAM SANTANA *INF*

<b>HEIGHT</b> 5-11	<b>BATS</b> R	<b>Full Name</b>	William Stanling Santana Batista
		<b>Date of Birth</b>	October 6, 2005 in Santo Domingo, Dominican Republic
		<b>2023 Opening Day Age</b>	17
<b>WEIGHT</b> 165	<b>THROWS</b> R	<b>How Obtained</b>	Signed as an international free agent on January 15, 2023
		<b>School</b>	international

FRED SCHLICHTHOLZ *LHP*

<b>HEIGHT</b> 6-3	<b>BATS</b> R	<b>Full Name</b>	Fred C. Schlichtholz
		<b>Date of Birth</b>	September 18, 1995 in Chula Vista, CA
		<b>2023 Opening Day Age</b>	27
<b>WEIGHT</b> 215	<b>THROWS</b> L	<b>How Obtained</b>	Signed as a 13th-round selection in the 2017 First-Year Player Draft
		<b>School</b>	Fresno State (CA)

JOAN SIERRA *INF*

<b>HEIGHT</b> 5-10	<b>BATS</b> R	<b>Full Name</b>	Joan Miguel Sierra Rodriguez
		<b>Date of Birth</b>	August 13, 2006 in Orenjestad, Aruba
		<b>2023 Opening Day Age</b>	16
<b>WEIGHT</b> 175	<b>THROWS</b> R	<b>How Obtained</b>	Signed as an international free agent on January 15, 2023
		<b>School</b>	international

JACKSON SMELTZ *LHP*

<b>HEIGHT</b> 6-3	<b>BATS</b> L	<b>Full Name</b>	Jackson Robert Smeltz
		<b>Date of Birth</b>	September 14, 1998 in Lafayette, Indiana
		<b>2023 Opening Day Age</b>	24
<b>WEIGHT</b> 235	<b>THROWS</b> L	<b>How Obtained</b>	Signed as a 10th-round selection in the 2022 First-Year Player Draft
		<b>School</b>	Purdue University (IN)

ADAM SMITH *RHP*

<b>HEIGHT</b> 6-1	<b>BATS</b> R	<b>Full Name</b>	Adam David Smith
		<b>Date of Birth</b>	May 9, 2000 in West Chester, Pennsylvania
		<b>2023 Opening Day Age</b>	22
<b>WEIGHT</b> 175	<b>THROWS</b> R	<b>How Obtained</b>	Signed as a 14th-round selection in the 2021 First-Year Player Draft
		<b>School</b>	University of North Carolina at Wilmington (NC)

ROBBY SNELLING *LHP*

<b>HEIGHT</b> 6-3	<b>BATS</b> R	<b>Full Name</b>	Robby Matthew Snelling
		<b>Date of Birth</b>	December 19, 2003 in Reno, Nevada
		<b>2023 Opening Day Age</b>	19
<b>WEIGHT</b> 210	<b>THROWS</b> L	<b>How Obtained</b>	Signed as a 1st-round selection (39th overall) in the 2022 First-Year Player Draft
		<b>School</b>	Robert McQueen HS (NV)

DUNCAN SNIDER *RHP*

<b>HEIGHT</b> 6-7	<b>BATS</b> R	<b>Full Name</b>	Duncan Wendell Snider
		<b>Date of Birth</b>	October 10, 1997 in Muscatine, Iowa
		<b>2023 Opening Day Age</b>	25
<b>WEIGHT</b> 230	<b>THROWS</b> R	<b>How Obtained</b>	Signed as a non-drafted free agent on July 5, 2022
		<b>School</b>	Upper Iowa University (IA)

SANTIAGO SOJO *RHP*

<b>HEIGHT</b> 6-4	<b>BATS</b> R	<b>Full Name</b>	Santiago Adolfo Sojo
		<b>Date of Birth</b>	December 24, 2000 in Caracas, Venezuela
		<b>2023 Opening Day Age</b>	22
<b>WEIGHT</b> 185	<b>THROWS</b> R	<b>How Obtained</b>	Signed as an international free agent on August 19, 2021
		<b>School</b>	international

LEANDRO SOLANO *RHP*

<b>HEIGHT</b> 6-2	<b>BATS</b> R	<b>Full Name</b>	Leandro Nicolas Solano
		<b>Date of Birth</b>	February 18, 2005 in Santo Domingo, Dominican Republic
		<b>2023 Opening Day Age</b>	18
<b>WEIGHT</b> 160	<b>THROWS</b> R	<b>How Obtained</b>	Signed as an international free agent on January 15, 2023
		<b>School</b>	international

ESTUAR SUERO *OF*

<b>HEIGHT</b> 6-5	<b>BATS</b> L	<b>Full Name</b>	Estuar Eladio Suero Camacho
		<b>Date of Birth</b>	August 29, 2005 in San Pedro De Macoris, Dominican Republic
		<b>2023 Opening Day Age</b>	17
<b>WEIGHT</b> 180	<b>THROWS</b> L	<b>How Obtained</b>	Signed as an international free agent on January 15, 2022
		<b>School</b>	international

EDUARDLIN TEJEDA *INF*

<b>HEIGHT</b> 5-9	<b>BATS</b> S	<b>Full Name</b>	Eduardlin Francisco Tejeda Daniel
		<b>Date of Birth</b>	February 24, 2005 in Santo Domingo, Dominican Republic
		<b>2023 Opening Day Age</b>	17
<b>WEIGHT</b> 150	<b>THROWS</b> R	<b>How Obtained</b>	Signed as an international free agent on January 16, 2023
		<b>School</b>	international

## MINOR LEAGUERS

JEFREN TEJEDA *LHP*

<b>HEIGHT</b> 6-1	<b>BATS</b> L	<b>Full Name</b>	Jefren Alejandro Tejeda Perez
		<b>Date of Birth</b>	July 24, 2003 in San Cristobal, Dominican Republic
		<b>2023 Opening Day Age</b>	19
<b>WEIGHT</b> 170	<b>THROWS</b> L	<b>How Obtained</b>	Signed as an international free agent on January 25, 2022
		<b>School</b>	international

LEVI THOMAS *RHP*

<b>HEIGHT</b> 5-11	<b>BATS</b> R	<b>Full Name</b>	David Levi Thomas
		<b>Date of Birth</b>	June 29, 1998 in Birmingham, Alabama
		<b>2023 Opening Day Age</b>	24
<b>WEIGHT</b> 210	<b>THROWS</b> R	<b>How Obtained</b>	Signed as a fourth-round selection in the 2020 First-Year Player Draft
		<b>School</b>	Troy University (AL)

NICHOLAS THWAITS *RHP*

<b>HEIGHT</b> 6-2	<b>BATS</b> R	<b>Full Name</b>	Nicholas William Thwaits
		<b>Date of Birth</b>	June 27, 1999 in Sacramento, California
		<b>2023 Opening Day Age</b>	23
<b>WEIGHT</b> 195	<b>THROWS</b> R	<b>How Obtained</b>	Signed as a 15th-round selection in the 2018 First-Year Player Draft
		<b>School</b>	Fort Recovery High School (OH)

EMIL TURBI *INF*

<b>HEIGHT</b> 5-8	<b>BATS</b> S	<b>Full Name</b>	Emil Franiel Turbi Aybar
		<b>Date of Birth</b>	November 26, 2004 in Santo Domingo, Dominican Republic
		<b>2023 Opening Day Age</b>	18
<b>WEIGHT</b> 150	<b>THROWS</b> R	<b>How Obtained</b>	Signed as an international free agent on January 15, 2023
		<b>School</b>	international

ANDREW VAIL *LHP*

<b>HEIGHT</b> 6-1	<b>BATS</b> L	<b>Full Name</b>	Andrew Chapman Vail
		<b>Date of Birth</b>	August 12, 2000 in Washington Township, New Jersey
		<b>2023 Opening Day Age</b>	22
<b>WEIGHT</b> 190	<b>THROWS</b> L	<b>How Obtained</b>	Signed as a 20th-round selection in the 2022 First-Year Player Draft
		<b>School</b>	Rowan University (NJ)

MIGUEL VALDEZ *RHP*

<b>HEIGHT</b> 6-0	<b>BATS</b> R	<b>Full Name</b>	Miguel Eduardo Valdez Bonilla
		<b>Date of Birth</b>	August 1, 2003 in San Cristobal, Dominican Republic
		<b>2023 Opening Day Age</b>	19
<b>WEIGHT</b> 170	<b>THROWS</b> R	<b>How Obtained</b>	Signed as an international free agent on February 7, 2023
		<b>School</b>	McKinnon Secondary College (AU)

CHASE VALENTINE *INF*

<b>HEIGHT</b> 6-0	<b>BATS</b> R	<b>Full Name</b>	Chase William Valentine
		<b>Date of Birth</b>	April 22, 2002 in Denver, Colorado
		<b>2023 Opening Day Age</b>	20
<b>WEIGHT</b> 165	<b>THROWS</b> R	<b>How Obtained</b>	Signed as a non-drafted free agent on July 30, 2022
		<b>School</b>	Central Arizona College (AZ)

BRANDON VALENZUELA *c*

<b>HEIGHT</b> 6-0	<b>BATS</b> L	<b>Full Name</b>	Brandon Ivar Valenzuela Gerardo
		<b>Date of Birth</b>	October 2, 2000 in Sonora, Mexico
		<b>2023 Opening Day Age</b>	22
<b>WEIGHT</b> 170	<b>THROWS</b> R	<b>How Obtained</b>	Signed as an international free agent on July 3, 2017
		<b>School</b>	international

ALEXUAN VEGA *LHP*

<b>HEIGHT</b> 6-2	<b>BATS</b> L	<b>Full Name</b>	Alexuan Jamel Vega Baez
		<b>Date of Birth</b>	June 22, 1999 in Mayaguez, Puerto Rico
		<b>2023 Opening Day Age</b>	23
<b>WEIGHT</b> 160	<b>THROWS</b> L	<b>How Obtained</b>	Signed as a sixth-round selection in the 2018 First-Year Player Draft
		<b>School</b>	Leonides Morales Rodriguez High School (PR)

NOEL VELA *LHP*

<b>HEIGHT</b> 6-1	<b>BATS</b> L	<b>Full Name</b>	Noel Vela
		<b>Date of Birth</b>	December 21, 1998 in Mission, Texas
		<b>2023 Opening Day Age</b>	24
<b>WEIGHT</b> 165	<b>THROWS</b> L	<b>How Obtained</b>	Signed as a 28th-round selection in the 2017 First-Year Player Draft
		<b>School</b>	Veterans Memorial High School (TX)

RAMSES VELAZQUEZ *OF*

<b>HEIGHT</b> 6-0	<b>BATS</b> L	<b>Full Name</b>	Ramses Velazquez
		<b>Date of Birth</b>	October 14, 2004 in Baracoa, Cuba
		<b>2023 Opening Day Age</b>	18
<b>WEIGHT</b> 180	<b>THROWS</b> L	<b>How Obtained</b>	Signed as an international free agent July 28, 2022
		<b>School</b>	international

ROSMAN VERDUGO *INF*

<b>HEIGHT</b> 6-0	<b>BATS</b> L	<b>Full Name</b>	Rosman Verdugo Rojas
		<b>Date of Birth</b>	February 2, 2005 in Ensenada, Mexico
		<b>2023 Opening Day Age</b>	18
<b>WEIGHT</b> 180	<b>THROWS</b> L	<b>How Obtained</b>	Signed as an international free agent on January 15, 2022
		<b>School</b>	international

ANTHONY VILAR *OF*

<b>HEIGHT</b> 5-11	<b>BATS</b> L	<b>Full Name</b>	Henry Anthony Vilar
		<b>Date of Birth</b>	April 1, 1999 in Miami, Florida
		<b>2023 Opening Day Age</b>	23
<b>WEIGHT</b> 180	<b>THROWS</b> R	<b>How Obtained</b>	Signed as a 15th-round selection in the 2021 First-Year Player Draft
		<b>School</b>	University of Miami (FL)

HEBER VILLALOBOS *c*

<b>HEIGHT</b> 5-11	<b>BATS</b> R	<b>Full Name</b>	Heber Jibran Villalobos Castaneda
		<b>Date of Birth</b>	September 24, 2003 in Baja California, Mexico
		<b>2023 Opening Day Age</b>	19
<b>WEIGHT</b> 190	<b>THROWS</b> R	<b>How Obtained</b>	Signed as an international free agent on January 15, 2021
		<b>School</b>	international

MINOR LEAGUERS

## NICK VOGT *OF*

<b>HEIGHT</b> 6-1	<b>BATS</b> R
<b>WEIGHT</b> 185	<b>THROWS</b> R

<b>Full Name</b>	Nicholas Godfrey Vogt
<b>Date of Birth</b>	August 4, 2000 in Modesto, California
<b>2023 Opening Day Age</b>	22
<b>How Obtained</b>	Signed as a 7th-round selection in the 2022 First-Year Player Draft
<b>School</b>	University of California, Santa Barbara (CA)

## CHASE WALTER *RHP*

<b>HEIGHT</b> 6-7	<b>BATS</b> R
<b>WEIGHT</b> 250	<b>THROWS</b> R

<b>Full Name</b>	Chase Walter
<b>Date of Birth</b>	July 26, 1998 in Peachtree City, Georgia
<b>2023 Opening Day Age</b>	24
<b>How Obtained</b>	Signed as a non-drafted free agent on June 14, 2020
<b>School</b>	Western Carolina University (GA)

## NOLAN WATSON *RHP*

<b>HEIGHT</b> 6-2	<b>BATS</b> R
<b>WEIGHT</b> 195	<b>THROWS</b> R

<b>Full Name</b>	Nolan Michael Watson
<b>Date of Birth</b>	January 25, 1997 in Indianapolis, Indiana
<b>2023 Opening Day Age</b>	26
<b>How Obtained</b>	Signed as a minor league free agent on February 14, 2022
<b>School</b>	Lawrence North HS (IN)

## HENRY WILLIAMS *RHP*

<b>HEIGHT</b> 6-5	<b>BATS</b> R
<b>WEIGHT</b> 220	<b>THROWS</b> R

<b>Full Name</b>	Henry Alexander Williams
<b>Date of Birth</b>	September 18, 2001 in Darien, Connecticut
<b>2023 Opening Day Age</b>	21
<b>How Obtained</b>	Signed as a 3rd-round selection in the 2022 First-Year Player Draft
<b>School</b>	Duke University (NC)

## JACKSON WOLF *LHP*

<b>HEIGHT</b> 6-7	<b>BATS</b> L
<b>WEIGHT</b> 200	<b>THROWS</b> L

<b>Full Name</b>	Jackson David Wolf
<b>Date of Birth</b>	April 22, 1999 in Gahanna, Ohio
<b>2023 Opening Day Age</b>	23
<b>How Obtained</b>	Signed as a fourth-round selection in the 2021 First-Year Player Draft
<b>School</b>	West Virginia University (WV)

## RILEY YEATMAN *RHP*

<b>HEIGHT</b> 6-5	<b>BATS</b> R
<b>WEIGHT</b> 180	<b>THROWS</b> R

<b>Full Name</b>	Riley James Yeatman
<b>Date of Birth</b>	February 12, 2004 in Adelaide, Australia
<b>2023 Opening Day Age</b>	19
<b>How Obtained</b>	Signed as an international free agent on February 26, 2021
<b>School</b>	international

## JUAN ZABALA *c*

<b>HEIGHT</b> 5-10	<b>BATS</b> R
<b>WEIGHT</b> 170	<b>THROWS</b> R

<b>Full Name</b>	Juan Camilo Zabala Murillo
<b>Date of Birth</b>	July 3, 1999 in Sincelejo, Colombia
<b>2023 Opening Day Age</b>	23
<b>How Obtained</b>	Acquired from LAD on June 4, 2022
<b>School</b>	international




# SAMUEL ZAVALA *OF*

<b>HEIGHT</b> 6-1	<b>BATS</b> L
<b>WEIGHT</b> 175	<b>THROWS</b> L

<b>Full Name</b>	Samuel Elias Zavala Brito
<b>Date of Birth</b>	July 15, 2004 in Miranda, Venezuela
<b>2023 Opening Day Age</b>	18
<b>How Obtained</b>	Signed as an international free agent on January 15, 2021
<b>School</b>	international



# PETCO PARK



**PETCO PARK GROUND RULES**

**DUGOUT AND PHOTOGRAPHER AREAS**

- Ball enters warning track adjacent to either side of the dugout seats: **In Play.**


**OUTFIELD**

**Left Field**

- Ball in flight striking fair side of the Western Metal Supply Building, including yellow side of metal facing attached to the corner of the building: **Home Run.**
- Ball in flight striking foul side of the Western Metal Supply Building, including non-yellow side of metal facing attached to the corner of the building: **Foul Ball.**
- Fair bounding ball bouncing into the seating area of the fair side of the Western Metal Supply Building and back onto the playing field: **Out of Play.**
- Ball in flight striking recessed batter's eye in left-center field: **Home Run.**

**Right Field**

- Ball striking the top of the right field videoboard wall (including both the padding and concrete portions on the top of the wall), regardless of whether it continues into the stands, stays on the top of the wall or rebounds onto the playing field:
  - Batted ball in flight: **Home Run.**
  - Batted bounding ball or thrown ball: **Out of Play.**
- Ball in flight striking metal safety railing at the Right Field Porch and rebounding onto the playing field: **In Play.**
- Ball in flight striking the top of the metal safety railing at the Right Field Porch and bounding into the stands: **Home Run.**
- Ball in flight striking to the left of the vertical yellow line of the metal safety railing at the Right Field Porch above padding: **Home Run.**
- Ball in flight striking on or to the right of the vertical yellow line of the metal safety railing at the Right Field Porch at a point above the padding and bounding over the padding: **Home Run.**
- Ball in flight striking plexiglass partition above yellow line of the metal safety railing at the Right Field Porch: **Home Run.**
- Bounding ball striking plexiglass partition above yellow line of the metal safety railing at the Right Field Porch: **Two Bases.**



## PETCO PARK INFORMATION

### PETCO PARK ADDRESS

19 Tony Gwynn Drive. San Diego, CA 92101

The Padres announced the address during post-game ceremonies honoring "Mr. Padre," Tony Gwynn, following the last game of his 20-year playing career on October 7, 2001. The frontage road between Park Blvd. and Seventh Avenue was officially renamed Tony Gwynn Drive on March 11, 2004.

### OFFICE ADDRESS

100 Park Blvd. San Diego, CA 92101

### OWNERSHIP

Owned 70 percent by the City of San Diego and 30 percent by the San Diego Padres for 30 years (through 2034), and 100 percent by the City thereafter.

### BALLPARK OPERATOR

San Diego Padres Baseball Club, under a Joint Use and Management Agreement (JUMA) with the City of San Diego.

### NAMING RIGHTS SPONSOR

Petco Animal Supplies, Inc., San Diego, CA.

### CAPACITY

39,909 fixed seats, plus ADA accessible seating, ticking for numerous group/social spaces, and additional "Park Passes" that provide access to standing room locations throughout the ballpark and lawn seating in Gallagher Square.

### FIELD DIMENSIONS

Prior to the 2013 season, the Padres altered the dimensions of Petco Park. From the right field porch to the right center gap, the wall was moved in 11 feet, and at the deepest point in left center field, the fence was moved in from 402 feet to 390 feet. After the 2014 season, the club improved the left field seating area and in doing so, brought in the left field and left center field wall four feet.

Left-Field Foul Line: **336 feet**

Left-Center: **386 feet**

Left-Center Wall Pad: **343 feet**

Straightaway Center Field: **396 feet**

Right-Center: **391 feet**

Right-Field Foul Line: **322 feet**

### PLAYING SURFACE

Latitude 36 Bermudagrass

### SECURITY

In August of 2020, Petco Park received the SAFETY Act designation by the U.S. Department of Homeland Security. The SAFETY Act serves as one of the highest levels of accreditation offered and promotes the development and deployment of effective anti-terrorism measures.

### OUTFIELD FENCES

Five feet tall from the Entertainment Suite in the corner of the Western Metal Supply Co. Building to the left field wall. Seven feet tall from the left-field wall to the door that leads to the Padres bullpen at which point it increases to eight feet tall to the right side of the batter's eye. Prior to the 2016 season, the wall in front of the Toyota Beach and the Ballast Point Craft Pier was reduced from seven feet, ten inches tall to five feet, two inches tall. At the right field wall, it goes back to eight feet tall for the 140-foot length of the wall and LED display. The fence tapers down to seven ft., six in. tall along the side of the trapezoid that forms the Templeton Rye Barrel Deck in right field. It remains at seven feet, six inches tall along the front of the Templeton Rye Barrel Deck, and tapers back up to 10 ft. tall along the side of the trapezoid that connects to the right field foul pole (the length of the fence that forms the Templeton Rye Barrel Deck is 15 ft., 9 in. along the side nearest to center field, 25 feet, 3 inches along the front of the Templeton Rye Barrel Deck at the first row of seats, and 15 feet, 9 in. along the side that connects to the right field foul pole).

### LIGHTING

Petco Park took another major step toward energy efficiency and sustainability prior to the 2016 season, with the installation of Musco's SportsCluster® LED™ system, in partnership with Cisterra Development. The Padres became the first team in the National League to install LED lighting. With specially designed optics, the new system cuts glare both inside and outside the ballpark, enhances television broadcasts and provides a stage-like atmosphere for spectators. Petco Park is now 100 percent LED.

The park features ten "racks," encompassing 460 light fixtures, all with 1,200-watt bulbs, except for 110, 130-watt housekeeping bulbs. The tallest light standards, which are in a vertical configuration, are atop the First Base and Third Base Towers - 205 feet above the playing field. Other light standards, in a conventional horizontal configuration, are 190 feet above the field.

### SIGHT LINES

Designed to provide the best and closest views of the game in Major League Baseball, re-directed seating angles maximize sight lines for baseball and comfort...all seats down the lines are angled toward home plate, to maximize views of the field from every seat...the top two decks are built on extended, 56-foot cantilevers to bring all seats lower and closer to the field.

### SEAT SPECIFICATIONS

Prior to the 2016 season, 222 new seats manufactured by American Seating were installed in the Blue Shield Home Plate Club. Fixed seats elsewhere around the ballpark are manufactured by Hussey Seating and measure 19, 20 or 21 inches in width, depending on location. All seats are Pacific Blue in color.

### HD OVERHAUL

Prior to the 2018 season, a second HD video board was added in upper right field. Manufactured by Daktronics, the new 55.2' by 31.2' (1722.24 sq. ft.) video board uses 13mm HD product that boasts a max 11,000 nits, allowing for optimal viewing during bright sunny days. The second video board allows for mirroring of the main board in left field for replays, features and crowd shots, as well as independent operation and unique

content. Prior to the 2016 season, a new LED ribbon board (3.5-foot tall by 70-foot wide) manufactured by Daktronics was installed along the fascia of the top level of The Craft Pier by Ballast Point in right-center field. Prior to the 2015 season, the Padres installed a state-of-the-art high-definition video board. The board measures 61.2-foot tall by 123.6-foot wide, covering 7,564.32 square feet. At the time of installation, it was the third-largest in Major League Baseball and the largest in the National League at the time of installation.

The video board itself, provided by Daktronics, is nearly five times the size of the previous video screen (30-foot tall by 53-foot wide; 1,590 square feet), which was in place since 2004 when Petco Park opened. The entire board can be run full-screen to show live action or video replays, or it can be split into sections for statistical information, graphics and animations. The video board's resolution is 1224x2472, with 3,025,728 total pixels. New LED ribbon boards accompanied the new video board spanning nearly 750 feet along the first and third base lines on the Terrace Level (3.6-foot tall), as well as on the left field grandstand fascia (7.5 feet tall by 130-foot wide). Sony also provided a state-of-the-art HD control room, including in-house production, broadcast and entertainment systems.

**GALLAGHER SQUARE VIDEO BOARD**

Upgraded in 2014, the video board on the back of the Batter's Eye, facing Gallagher Square, is 17-feet high by 29-foot wide. The board utilizes 10mm (Surface Mounted Diode) technology from Daktronics, allowing for clearer images when standing close to the video board in Gallagher Square.

**RIGHT FIELD LED RIBBON BOARD**

In 2013, new LED ribbon boards were added to right field. Upper right field board measures 6-feet high by 192-ft. wide and the right field wall board measures 7-feet high by 104-foot wide. Both boards were provided by Daktronics.

**AUDIO SYSTEM**

Prior to the start of the 2014 season, Daktronics installed several new distributed loudspeakers in numerous locations, replaced speakers in other areas of the park as well as completely returned the entire sound system to provide a base level of uniform system operations. All systems are tied together using the latest state-of-the-art Digital Signal Processing Systems.

**RETIRED NUMBERS**

Prior to the 2016 season, the Padres retired numbers were relocated from the top of the batter's eye to a more prominent location inside Home Plate Plaza, where fans can see them up close and take photos with them. In addition, retired numbers are now positioned on the upper deck façade behind home plate, above the Jerry Coleman Broadcast Center and adjacent press box. The numbers – Steve Garvey's No. 6, Tony Gwynn's No. 19, Dave Winfield's No. 31, Randy Jones' No. 35, Trevor Hoffman's No. 51 and Jackie Robinson's No. 42, which was retired throughout Major League Baseball in 1997 – are flanked by the players' first and last name in white in a ring of honor around the upper deck.

**PADRES HALL OF FAME**

The Padres Hall of Fame, presented by Motorola and which

showcases the history of the Padres and baseball in San Diego, opened at Petco Park on July 1, 2016. Located on K St. just inside the Gaslamp Gate, it features an 85" TV upon entry, an 80-foot-long, in-depth timeline, a state-of-the-art 4K 100" TV and touch screen interactive theater, and historical memorabilia throughout. The centerpiece of the space is 17 two-sided illuminated panels dedicated to each current member of the Padres Hall of Fame. The panels depict imagery of these legendary Padres, while telling the story of their career highlights and personal achievements.

**DUGOUTS**

The Padres dugout is located on the first-base side and is 57 feet long by 14 feet wide. The visitor dugout, on the third-base side, is 46 feet long by 14 feet wide. Both dugouts have steps that lead to the field for half their length and have a rail on the other half.

**PROTECTIVE NETTING**

The Padres extended the protective netting prior to the 2018 season, separating spectators behind home plate and down the foul lines from the field of play. The netting, manufactured by Promats® Athletics, features the latest technology to minimize the appearance of the net and provide an optimal viewing experience, while maintaining high safety standards. In 2020, the netting was heightened behind the backstop and over both dugouts to 29-feet before tapering down along the foul lines. The end points will remain the same at Section 116 in left field and Section 115 in right field, which surpasses the existing guidelines issued by Major League Baseball.

**BULLPENS**

The Padres bullpen in left field is 87' 8" long by 27' 8" wide, and elevated 3' 6" above field level. The visitors' bullpen was relocated from the field before the 2013 season, and it is now tiered behind the home bullpen, elevated another 3' 6". It is 80' 11" long and 27' wide. The visiting team pitches east to west, while the home team pitches west to east. Each bullpen has a separate entrance to the playing field.

**BATTER'S EYE**

Background for batters in center field is painted green, except for the side facing Gallagher Square, which is covered with faux green ivy and the interlocking SD logo in faux boxwood. The structure houses an equipment storage room on the Field Level and "The Batter's Eye Porch," a pre- and post-game and special event area 30 feet high by 80 feet long in Gallagher Square. Above this is the Event Management Center for Petco Park and a 10-foot rotational sign that provides a solid background when batters are at home plate and offsets rotating panels between innings.

**TEAM CLUBHOUSE FACILITIES**

Clubhouses are located on the Field Level, with direct access to the dugouts and service corridor. The home clubhouse is approximately 16,500 square ft., including a 3,560 square foot locker room with 40 cubicles (four ft. wide), configured in a circle. The home clubhouse includes a 240 square ft. video coaching area located near the home (first base) dugout, with access from inside and outside the clubhouse. Other facilities include a 7,580 square ft. fully-equipped weight and exercise room, dry sauna, hydrotherapy room, player lounge and kitchen, manager's office, coaches locker room, rehab room,



medical facilities, offices, laundry and storage.

The visitors clubhouse is approx. 8,990 square ft., including a 2,140 square ft. locker room with 40 cubicles, training room, manager's office, coaches locker room, weight and exercise room, player lounge and kitchen, laundry and storage.

Internal batting and pitching tunnels (two for the home team, one for the visiting team) are located on the Service Level with access to the clubhouses and are fully-equipped, including cameras for video recording. Tunnels are sized to accommodate two batters and/or two pitchers. Views to the home batting tunnel are available from the Blue Shield Home Plate Club through one-way glass so club patrons can observe players at work. Additional facilities include an auxiliary locker room (approximately 2,040 square ft.), with an operable partition, the umpires' locker room (approximately 910 square ft.), a home team family waiting room, a visiting team family waiting room and a greenroom/VIP dressing room.

**GALLAGHER SQUARE**

Gallagher Square, formerly known as the Park at the Park, features a landscaped park of 2.8 acres beyond the outfield fence, including a video board on the back of the Batter's Eye, Picnic Hill (gently sloped area for lawn seating with views of the game and video board), "tot lot" play area, children's baseball diamond and portable concessions.

Petco Park is the 1st Major League ballpark since Forbes Field in Pittsburgh (closed in 1970) to have a park adjacent to the outfield. Gallagher Square is a ticketed area and vital part of the baseball experience on game days, including admission to conveniences and amenities of the seating bowl with a Park Pass during ticketed events. It functions as a special events venue when there is no game and daily as a neighborhood park.

**SEATING DECKS**

Petco Park has three main seating decks: Field Level, Terrace Level and Upper Deck.

**CONCOURSE FLOORING**

Between 2014 and 2015, approximately 255,000 square feet of concourse flooring was replaced with decorative waterproof, flake flooring system manufactured by Neogard and installed locally by KTM Coating.

**WESTERN METAL SUPPLY CO. BUILDING**

The historic brick warehouse that housed the Western Metal Supply Company, which dates to 1909 and has ties to the Old West, was renovated and incorporated into the ballpark, with the left-field foul pole attached to its southeastern corner. The building holds the Padres New Era Team Store on the first floor, 12 party suites (available on an individual game basis) on the third and fourth floors, a restaurant with terrace dining on the fifth floor, and another restaurant and group space on the rooftop, 80 feet above field level.

**SYCUAN STAGE AT GALLAGHER SQUARE**

In March of 2019, the Padres unveiled the latest addition to Petco Park with the debut of the Sycuan Stage at Gallagher Square. As the premier entertainment venue in America's Finest City, the Sycuan Stage will host a minimum of eight national touring acts per year. The venue is the first amongst Major League ballparks to offer a unique outdoor setting inside of a downtown ballpark. The stage also has a state-of-the-art roof system with the capability to withstand more than 90,000 pounds of production and measures 64' x 28' x 5', allowing for a fully customizable space depending on artist requests.

## TOYOTA BEACH AND CRAFT PIER BY BALLAST POINT

In 2016, the Padres unveiled a two-level social space in right-center field inspired by San Diego's beach lifestyle, featuring pilings and decking constructed from environmentally friendly recycled composite wood. The lower level, the Toyota Beach, is utilized as a group space, and the upper level, The Ballast Point Craft Pier, is a multi-use area. In total, the space accommodates nearly 600 people in a standing-room-only capacity. The space was constructed in the location previously occupied by The Beachers seating area and The Toyota Beach play area. As part of the design, the children's sand play area was preserved and relocated to a space along K Street, further removed from the playing field and safe from balls in play. Partners on this project were San Diego-based architecture firm Larimer Design and Clark Construction.

## SUITE RENOVATION

Heading into the 2022 season, the Padres embarked on a major renovation at Petco Park that saw the largest suite remodel since the ballpark opened. With a commitment from Padres Ownership, 70 premium suites were completely renovated, in addition to a remodeled Suite Entrance for Suite Lease Members, costing more than \$6 million for the project. The upgraded suites feature brand new furniture with unique seating concepts, 65-inch 4K televisions, access for presentations through the TVs, artwork celebrating current and past Padres teams, customizable branding elements for Suite Lease Members, enhanced and additional lighting, new refrigerators and ice machines, induction cooking, new dishware and additional counter space for food and beverage presentation.

## THE GALLAGHER CHAIRMAN'S CLUB & CUTWATER CORONADO CLUB

The Padres debuted the latest premium seating options prior to the 2020 season in the Gallagher Chairman's Club and the

Cutwater Coronado Club. The Gallagher Chairman's Club is located next to the Padres Ownership suite and allows fans to watch the game from one of the best views behind home plate at the ballpark while enjoying all-inclusive premium food and beverage. The Coronado Club offers stunning views of Coronado Island and the iconic Coronado Bridge from the comfort of a private open-air club while enjoying complimentary food and non-alcoholic beverages. Guests also have a dedicated seat to watch the game from their own luxury loge box.

## BLUE SHIELD HOME PLATE CLUB

The Blue Shield Home Plate Club underwent a massive renovation immediately upon the conclusion of the 2022 postseason that includes an enhanced VIP entry, expanded bar and dining room that includes a new layout, furniture, art and expanded restrooms while maintaining a unique view into the Padres batting cages. A new grand staircase directly connects the upper club to an expanded and renovated lower club. The new lower club features an expanded interior footprint, a dedicated bar, expanded restrooms and an enhanced fine dining experience.

## PETCO BARKYARD

Unveiled in 2016, the Petco Barkyard consists of six semi-private, premium dog-friendly box seats in Petco Park's left-center field, available for every Padres home game. Each of the six boxes in The Barkyard can accommodate up to four people and two dogs. The Barkyard features a designated entrance from K Street in Gallagher Square, a check-in area staffed by a Petco brand ambassador, and a watering station near check-in. A Padres pet concierge is on-hand to escort fans and their dogs to and from The Barkyard. Conveniently located just a short walk from the designated Pet Relief Area in Gallagher Square, The Barkyard is tailored to a dog's needs. Each box offers umbrellas to protect dogs from the sun and specially selected easy-to-clean artificial turf that does not



PETCO PARK

retain heat, to ensure every pup's paws stay cool.

**VIASAT MILITARY HALL OF HONOR**

In 2022, the Padres and Viasat Inc. unveiled the Viasat Military Hall of Honor to the Power Alley located in the right field concourse. The Padres, who are widely regarded as Major League Baseball's "Team of the Military" partnered with Viasat to honor former Padres and other MLB players around the league who served in the military and pay tribute to Armed Services' veterans and those currently serving in the U.S. military at home and around the world.

Located near Section 133, the Military Hall of Honor serves as an interactive space allowing fans to view information and different content on each honoree through two touchscreen televisions within the space. Fans can also record and send personalized messages to active-duty military members and various military bases in a dedicated recording booth located within the Hall of Honor area.

**ADDITIONAL FEATURES**

2015's left field renovation project included the debut of several new social spaces and seating areas, including The Estrella Jalisco Landing, a private 300-person group space immediately below the video board and the Entertainment Suite on the ground floor of the Western Metal Supply Co. Building. Also introduced in 2015 was The Still presented by Cutwater down the left field line on the Terrace level.

The On-Deck Suite, introduced in 2014, is an eight-person suite next to the visitor's dugout, giving fans an unprecedented view of the action....closer to the batter's box than the pitcher on the mound is. The Templeton Rye Barrel Deck, created in 2013, is nestled just beyond the wall in right field and houses 56 seats. Picnic Terraces, to the left of the Batter's Eye, have tiered picnic tables and are intended primarily as a group sales area. Palm Court Plaza, with 13 palm trees and 13,588 bricks, of which 10,842 are personalized, commemorative bricks. The Omni San Diego Hotel and The Metropolitan (36

luxury condominiums on the top 11 floors of the hotel) connect to the main concourse by a pedestrian skybridge.

**ADDITIONAL FEATURES (CONT.)**

The audio and video graphics to celebrate Padres players' home runs at Petco Park have a distinct military and nautical flavor. The sound of a ship's horn is an actual recording of the horn of the Navy's USS Ronald Reagan (CVN-76) nuclear aircraft carrier, which was formerly home-ported in San Diego. To accompany the horn, fireworks blast from the top of the video board during night games.

**WI-FI**

Introduced in 2012, the Padres provide wireless internet access to fans at Petco Park in partnership with Verizon.

**BIGGER THAN BASEBALL**

In addition to serving as the home of the Padres, Petco Park also hosts concerts, special events and other sporting events. Petco Park saw its highest-ever attended event with Garth Brooks Stadium Tour in March 2022 with more than 50,000 tickets sold. In January 2023, it hosted the eighth annual nine-hole golf event, The Links at Petco Park, in partnership with Callaway Golf. The venue transitioned into an outdoor hoops arena in 2015 for the Bill Walton Basketball Festival, featuring a week of community events, tournaments and high school games, culminating in the SDSU vs. USD men's basketball game. In early 2022, the park welcomed monster trucks and dirt bikes back, as host of Monster Jam and Monster Energy Supercross. The inaugural World Baseball Classic semi-finals and final were played at Petco Park in 2006, with the site playing host to second-round games in 2009 and 2017. Petco Park has hosted the 2014 Davis Cup, the USA SEVENS Rugby tournament and international soccer matches including the Tijuana Xolos.

Petco Park also serves as a year-round concert venue, having





## PETCO PARK

hosted The Rolling Stones (Nov. 2005 & May 2015), Madonna (Nov. 2008), Taylor Swift (Aug. 2015), Billy Joel (May 2016), Metallica (Aug. 2017), The Eagles, Zac Brown Band, Journey and Def Leppard (Sept. 2018), Sir Paul McCartney (2014, June 2019), Green Day, Fall Out Boy and Weezer (Aug. 2021), Garth Brooks (March 2022), Red Hot Chili Peppers (July 2022), Motley Crue, Def Leppard and Poison (Aug. 2022), Grupo Firme (Aug. 2022), Bad Bunny (2x in Sept. 2022) and Elton John (Nov. 2022). 2022 was also a record year for Petco Park with seven full venue concerts, all of which sold out.

### SOCIALLY DISTANCED

In coordination with local and state health officials, Petco Park continued to serve as a place where memories are made even in the midst of the COVID-19 pandemic. In June of 2020, the Premier Lot hosted drive-thru high school graduations, drive-in style movie screenings and the first drive-in concert in California since stay-at-home orders were issued in March. Following the successful drive-in format, Padres-controlled lots were transformed into watch party sites where thousands of fans cheered on the Padres during their playoff run. Gallagher Square also hosted the first ever Halloween Trail and Holiday Market & Trail events allowing guests to partake in the holiday festivities as part of a socially-distant, safe environment. All events were executed with the utmost regard for health & safety precautions.

### COVID-19 VACCINATION SUPER STATION

As the COVID-19 epidemic raged on throughout 2020 and into 2021, Petco Park and the Padres continued to serve as a community pillar for San Diego and beyond. In early January 2021, the County of San Diego announced that the Petco Park Tailgate Lot would be the site of the State of California's first Vaccination Super Station. In partnership with the City of San Diego, UC San Diego Health and the Padres, the vaccination site allowed for up to 5,000 individuals to be vaccinated daily. Operating from 7:00 a.m. to 7:00 p.m. seven days a week, the


drive-up site opened on Monday, January 11, 2021, and a total of 225,000 vaccines were administered. The Padres provided the lot to act as the host site for the super station along with operational support from the organization's event staff.

### HOLIDAY BOWL PARTNERSHIP

In June 2021, the Padres and the Holiday Bowl announced a new partnership that would bring the historic San Diego County Credit Union Holiday Bowl to Petco Park for a minimum of five years, beginning with the 43rd annual bowl game on Tuesday, December 28, 2021. San Diego City Council voted to overturn a "no football clause" so that football could be played at Petco Park.

Petco Park underwent major construction to transform the field from baseball to football, with the 1st baseline modifyatory serving as the east end zone and the left field wall serving as the west end zone. The construction included removing the 1st baseline wall and adding 2,800 square feet of concrete seating risers over 10 rows of seating in sections 111, 113, 115 and 117 for football, restoring the 1st baseline seating sections for baseball using 10 sections of removable seating risers (featuring 118 padded seats and 344 regular ballpark seats), removing and relocating the bullpen door and stairs in left field for football and later restoring the outfield walls to the same dimensions for baseball, installing thicker 1 1/2" inch cut overseeded Bermuda turf, and building sideline suites in right field that could accommodate nearly 500 people. Field goal posts, new play clocks, camera locations and coaching boxes needed to be installed in addition to implementing a completely new scoring system on the video boards.

The SDCCU Holiday Bowl was set to make its Petco Park debut with the UCLA Bruins (Pac-12) against the NC State Wolfpack (ACC) before the game was ultimately canceled due to COVID-19 health and safety protocols. Instead, the Holiday Bowl made its historic debut at Petco Park on December 28, 2022 when the Oregon Ducks (Pac-12)



CLUB DIRECTORY  
EXECUTIVES  
MANAGER & STAFF  
SUPPORT STAFF: ADVISORS & BASEBALL OPERATIONS  
PLAYER HEALTH & PERFORMANCE  
23 SAN DIEGO PADRES  
HISTORY & RECORDS  
OPPONENTS  
SCOUTING & PLAYER DEVELOPMENT  
PETCO PARK  
COMMUNITY  
MEDIA

PETCO PARK

defeated the North Carolina Tar Heels (ACC). It was the first time football had ever been played at Petco Park.

**ARCHITECTURAL FEATURES**

Seating bowl “fractured” by first base and third base Towers housing vertical light standards and other elements to create distinctive “seating neighborhoods.” First base and third base Garden Buildings house concession areas, premium seating club membership lounges, offices, restrooms and other programming elements usually housed inside a ballpark. Spacious concourses and terraces afford outstanding views of San Diego Bay, Coronado Bay Bridge, downtown skyline, Pacific sunsets, glimpses of Balboa Park and mountains to the east.

**LANDSCAPE**

The entire ballpark is designed and landscaped to resemble a garden. The landscape includes plants both inside and outside the park and vines and flowering vegetation spilling over bridges, walkways and trellises. The wall of flowing water at the Home Plate Plaza captures the spirit of San Diego’s casual, coastal lifestyle. Garden Buildings feature bougainvillea and colorful planters. Jacaranda trees line the main entrance, Home Plate Plaza features coral trees at the top of the staircase and palms, and Palm Court Plaza feature signature palm trees.

Gallagher Square features a landscaped lawn, flowering trees, shrubs, gardens with perennials and annuals selected to bloom in sequence throughout the year. Plantings evoke the gardens of Balboa Park and the flower fields of Carlsbad.

The landscape and vegetation selected are “water-wise,” low allergenic and environmentally responsible, requiring minimal use of pesticides and toxic chemicals.

**ENVIRONMENTAL FEATURES**

An agreement with the Environmental Health Coalition comprehensively addressed issues of air and water quality, urban runoff, removal of hazardous materials, and use of pesticides and toxic chemicals in the construction and operation of the ballpark. Progressive recycling and waste management programs help make Petco Park one of the greenest ballparks in Major League Baseball.

**GOING SOLAR**

Prior to the 2018 season, the Padres and Petco Park continued their efforts as industry leaders in energy sustainability with the installation of a 336,520-watt Sullivan Solar Power system. The project consisted of 716 high-efficiency, 470-watt solar modules and will generate 330 kilowatts of solar power, enough to power the entire Padres front office. The solar power system serves as the largest solar power system in Major League Baseball.

**CLEAN, RENEWABLE ENERGY**

In a new partnership with San Diego Community Power in 2022, Petco Park became the first National League ballpark to run completely off clean, renewable energy.

**CONCESSIONAIRE/FOOD SERVICE AND RETAIL PROVIDER**

Delaware North Companies’ Sportservice Corporation.

**PADRES NEW ERA TEAM STORE**

The Padres New Era Team Store is located on the ground floor of the Western Metal Supply Co. Building, with entrances from Seventh Ave. and Palm Court Plaza.

**ENTRANCE/EXIT GATES**

- Home Plate Plaza at Park Blvd. and Tony Gwynn Drive
- Palm Court Plaza at Gaslamp Gate, Seventh Ave. and K St.
- East Village Gate at 10th Avenue and K Street
- Park Boulevard Gate at 10th Avenue
- Downtown Gate to Park at the Park at Eighth Ave. and J St.
- Balboa Gate to Park at the Park at Ninth Avenue and J St.

**POINTS OF ENTRY: 44**

**TICKET WINDOWS: 30 total**

- 30 open to the street
- Home Plate Plaza: 17 windows, street level, shaded
- Western Metal Building: nine windows, all open to street
- East Village/Power Alley: four windows, all open to street

**ACCESSIBILITY**

At least 1 percent of all fixed seats are semi-ambulant, and at least 1 percent are reserved for wheelchair and companion with removable arm seats. Wheelchair and companion seating is available in all seating categories, dispersed proportionately throughout the three seating levels, and equally distributed in areas exposed to the sun and in shade. All concession stands are accessible. All restrooms are equipped with accessible water closets. All ramps and elevators were designed to exceed federal and state requirements for people with disabilities.

**ARCHITECTS**

- HOK Sport+Venue+Event, Kansas City, MO, Executive Architect. (Joseph E. Spear, AIA, Senior Principal)
- Antoine Predock Architect, Albuquerque, NM, Design Architect
- Spurlock Poirier, San Diego, CA, Landscape Architect. (Andrew J. Spurlock, Principal)
- ROMA Design Group, San Francisco, CA, Master Plan Architect, Ballpark District. (Boris Dramov, President)
- Heritage Architecture & Planning, San Diego, CA, Restoration Architect (Milford Wayne Donaldson, AIA, Principal)

**DEVELOPMENT MANAGER**

- Hines, Houston, TX.
- (Rick Vogel, Vice President, Project Manager)

**GENERAL CONTRACTOR**

San Diego Ballpark Builders – A Joint Venture of Clark Construction Group, Inc., Roel Construction Company, and douglas e. barnhart, inc. (Officer In Charge: Alan Petrasek, Senior Vice President, Clark Construction. Project Executive:

Jim McLamb, Vice President, Clark Construction).

**BALLPARK CONSTRUCTION COST** - \$298 million

**BALLPARK PROJECT COST** - \$474 million, including land assemblage, infrastructure work and implementation agreement obligations.

**BALLPARK DISTRICT**


26 blocks bordered by Market Street to the north, Harbor Drive and Sixth Avenue to the west, 12th Ave. to the east, and Imperial Ave. to the south.

**HISTORIC RESOURCES:** In addition to the Western Metal Supply Co. Building, several other historic resources in the Ballpark District are being preserved in accordance with a 1999 Settlement Agreement between the National Trust for Historic Preservation, the Save Our Heritage Organization (SOHO), the Padres, the City of San Diego, the Centre City Development Corporation and JMI Realty. Schieffer & Sons Warehouse on J Street and Showley Brothers Candy Factory (Bumble Bee Foods), parts of Levi Wholesale Grocery Building (Kvaas Construction) and Wellman Peck Warehouse (TR Produce) on the north side of J Street are to be preserved and adaptively re-used.

**#BrownIsBack**

On November 9, 2020, the Friar Faithful witnessed the unveiling of the team's new brown and gold uniforms. Nearly 4,000 fans were on hand as Padres shortstop Fernando Tatis Jr., 1B Eric Hosmer and third baseman Manny Machado modeled the new threads. The new primary home pinstriped uniform features "PADRES" across the chest in brown with a gold outline, brown and gold piping and the return of the Swingin' Friar in the form of a sleeve patch. The road uniform is brown with a gold "SAN DIEGO" across the chest along with gold piping and the Swingin' Friar patch.

The road alternate features a lighter sand brown color scheme with pinstripes and a brown with gold outlined "SAN DIEGO" across the chest. With the new road color scheme, the Padres are now the only team in Major League Baseball to not utilize any gray road uniform. In bringing back the brown, Padres ownership made a point to seek out the feedback of their loyal fanbase and implement this change that signifies a new era in Padres baseball. The unique color scheme also sets the club apart from the rest of Major League Baseball. In addition to the three new brown and gold uniforms, the Padres also unveiled new Sunday military brown camouflage jerseys to be worn as part of their Military Salute Sunday home games.



# PETCO PARK

## CITY CONNECT

In Summer 2022, the Padres unveiled their Nike City Connect Series jersey, becoming the seventh and final MLB club of 2022 to debut the new uniforms. Making its on-field debut at Petco Park on July 8, 2022 and worn every home Friday for the remainder of the season, the Padres collection is a nod to the coastal community we live in. It's inspired by the vibrant landscapes in the San Diego and Baja California communities, from the scenic views up and down the coastline, to the

ocean's white foam and the stunning pink and yellow sunsets. The vintage typography reminds San Diegans of weathered beach signs marking the special spots they cherish from Oceanside to Imperial Beach and everywhere in between. The uniform's bold colors and decorative details depict the radiant artwork that is prominent within our shared culture, as the Padres are proud of our binational fan base and the region we call home.



**PETCO PARK FIRSTS**

Game	April 8, 2004 vs. SF
Attendance	41,400 (sellout)
First Pitch	7:08 pm PDT
Game Time Temperature	64 degrees
Padres Starting Lineup	3B Sean Burroughs, 2B Mark Loretta, RF Brian Giles, 1B Phil Nevin, LF Ryan Klesko, CF Jay Payton, C Ramon Hernandez, SS Khalil Greene, P David Wells
Batter	SF's 2B Ray Durham
Hit	SD's RF Brian Giles single to CF in the B-1st.
Run Scored	SD's SS Khalil Greene in B-3rd.
Singles	SD's Brian Giles in the B-1st
Double	SD's 3B Sean Burroughs in B-3rd
Triple	SD's Brian Giles in B-4th on April 11, 2004 vs. SF
Home Run	SF's CF Marquis Grissom in T-10th
Padres Home Run	SD's Mark Loretta in B-1st on April 15, 2004 vs. LAD
Stolen Base	SD's Adam Eaton and Sean Burroughs double steal in B-7th on April 13 vs. LAD
Strikeout	SD's Jay Payton in B-2nd
Error Committed	SF's Durham in B-4th on April 11, 2004
Pitch	SD's David Wells (called strike)
Winning Pitcher	SD's Eddie Oropesa
Losing Pitcher	SF's Matt Herges
Save	SD's Trevor Hoffman on April 10, 2004 vs. SF
Day Game	April 18, 2004 vs. ARI
Non-MLB Event	University of Houston vs. San Diego State University (Men's Baseball) on March 11, 2004
Concert	The Rolling Stones on November 11, 2005

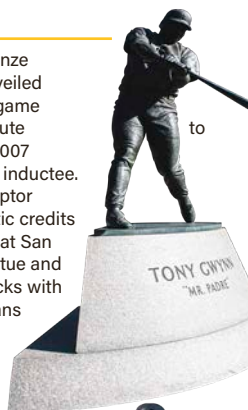
\* Firsts are from April 8, 2004 unless noted.



**PETCO PARK STATUES**

**MR. PADRE**

The nine-foot, 1,200-pound bronze likeness of "Mr. Padre" was unveiled prior to the Padres vs. Phillies game on July 21, 2007 as part of "Tribute Tony Weekend," honoring the 2007 National Baseball Hall of Fame inductee. The statue was molded by sculptor William Behrends, whose artistic credits include a statue of Willie Mays at San Francisco's AT&T Park. The statue and surrounding plaza includes bricks with personalized messages from fans to Gwynn.



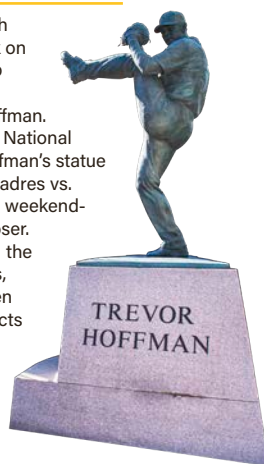
**THE COLONEL**

On September 15, 2012, the Padres honored the late Jerry Coleman's 70 years in baseball and his 40 years with the Padres in a pre-game ceremony at Petco Park, during which the club unveiled a bronze statue of Coleman at the ballpark, standing at 7.5' tall, weighing 650 lbs. It depicts Coleman in the uniform he wore as a pilot in the Marine Corps. San Diego Mayor Jerry Sanders proclaimed the day "Jerry Coleman Day."



**TREVOR TIME**

"Hells Bells" blared through the speakers at Petco Park on August 18, 2018 as the club celebrated one of its most iconic figures in Trevor Hoffman. After his induction into the National Baseball Hall of Fame, Hoffman's statue was unveiled prior to the Padres vs. D-Backs game as part of a weekend-long celebration for the closer. William Behrends sculpted the nine-foot, 1,000 lb. likeness, which overlooks the bullpen in left-centerfield and depicts Hoffman's signature high leg kick.



CLUB DIRECTORY  
EXECUTIVES  
MANAGER & STAFF  
SUPPORT STAFF, ADVISORS & BASEBALL OPERATIONS  
PLAYER HEALTH & PERFORMANCE  
SAN DIEGO PADRES  
HISTORY & RECORDS  
OPPONENTS  
SCOUTING & PLAYER DEVELOPMENT  
PETCO PARK  
COMMUNITY  
MEDIA



# COMMUNITY






**Tom Seidler**  
Sr. Vice President,  
Community & Military Affairs



**Bill Johnston**  
Vice President,  
Community Relations




**Connor Feeney**  
Director,  
Community Relations



**Sarah Wiggins**  
Manager,  
Community Relations



**Andrea Plocos**  
Manager,  
Player Relations



**Carly Myers**  
Coordinator,  
Military & Community  
Relations

The San Diego Padres are committed to making a meaningful impact by supporting youth, the military, first responders and under-served communities throughout the San Diego and Baja region.

### PADRES PEDAL THE CAUSE

Padres Pedal the Cause brings together thousands of cyclists and runners each year to raise money for local collaborative cancer research. Padres Pedal is San Diego's most impactful fundraising experience with over \$18 million raised to date to fund more than 80 innovative research grants targeting all types of cancer. The 2023 event is scheduled for Saturday, March 18, where participants of all ages and abilities can ride, run, walk, spin or volunteer. For information about how you can get involved, visit [www.curebound.org/padrespedal](http://www.curebound.org/padrespedal).



### PADRES VOLUNTEER TEAM

The Padres Volunteer Team is a regional volunteer force which calls upon Padres fans to donate their time to the San Diego and Baja region's non-profits and civic organizations. The mission of the Padres Volunteer Team is to build awareness of, and inspire participation in serving the greater San Diego

community. Launched in February 2015, the Padres Volunteer Team consists of more than 6,400 volunteers who have collectively given upwards of 35,000 hours to over 85 local non-profit organizations. For more information visit [www.padres.com/volunteer](http://www.padres.com/volunteer).

### FUTURE PADRES: YOUTH BASEBALL & SOFTBALL

In 2022, the #FuturePadres Youth Baseball and Softball Program presented by UC San Diego Health, provided more than 20,000 youth baseball and softball uniforms at no cost to local leagues.

With support from UC San Diego Health and US Bank, the Padres' investment in local youth baseball and softball has saved leagues over \$5 million. By providing jerseys, caps and visors, these youth leagues reallocate funds towards other areas of need such as field maintenance, purchasing equipment and concession stand improvements. In some cases, leagues have been able to significantly lower or eliminate registration fees, creating an opportunity for more kids to play baseball and softball.

### PADRES BASEBALL & SOFTBALL CAMPS

Launched in 2016, Padres Summer Baseball and Softball

camps feature five action-packed days of individualized instruction, marquee competitions, and special events for all skill levels, ages 4-12.

In 2023, campers can look forward to another year of character development and a unique Major League experience that creates lasting memories. Camp is offered at various locations throughout San Diego and includes an official camp uniform and a meet and greet with a current or former Padres player. The Padres Camp curriculum has adjusted to ensure safety for campers and staff while still offering a highly engaging, and fun experience for kids when they need camp more than ever. For more information, visit [padres.com/playball](https://padres.com/playball).

### **PADRES ROOKIE LEAGUE (FORMERLY RBI)**

The Padres are proud to provide free baseball and softball opportunities to underserved youth through the Padres Rookie League program. Padres Rookie League engages kids ages 5 to 18 in a program designed to teach life lessons and build self-esteem through both baseball and softball. The Padres host Padres Rookie League through relationships with military and community organizations throughout the region, including the only site on a local military installation. For more information, visit [padres.com/playball](https://padres.com/playball).

### **PADRES HIGH SCHOOL ALL-STAR GAME & HR DERBY PRESENTED BY BALLY SPORTS SD**

The Padres honor the top high school baseball players in the CIF San Diego Section at the annual Padres High School All-Star Night, presented by Bally Sports San Diego. This year's game will take on Sunday evening, June 18 at Petco Park.

The All-Star Game features the CIF San Diego Section's best high school players in an exciting East-West format. Some of the top young talent in the country enjoy this once-in-a-lifetime opportunity to suit up and play in Petco Park, America's number-one ballpark.

Prior to the All-Star Game, eight high school long-ball hitters compete in the Padres High School Home Run Derby.

The All-Star teams and Home Run Derby contestants are chosen by the CIFSDS Baseball Advisory Committee. Admission to the All-Star Night is free with the purchase of a ticket to a select Padres game.

### **PADRES COACH OF THE YEAR PROGRAM PRESENTED BY BALLY SPORTS SD**

The San Diego Padres recognize and honor the positive role coaches play in the lives of student-athletes through the Padres Coach of the Week and Coach of the Year program, presented by Bally Sports San Diego.

The Padres and Bally Sports San Diego award one local baseball or softball Coach of the Week for eight consecutive weeks for making a positive impact on the lives of his or her players on and off the field as a coach, mentor and role model. At the end of the program, one of these coaches is named the Padres Coach of the Year during a pregame on-field ceremony at Petco Park.

The Padres Coach of the Year program ask San Diego County high schools as well as local youth baseball and softball programs to nominate coaches who provide valuable leadership and mentorship for the youth in our community.

Each Coach of the Week receives a \$1,000 donation to support his or her program or league while the Coach of the Year receives a \$5,000 donation.

<b>COACHES OF THE YEAR</b>
<b>2022- Rigo Ledezma (Santana) &amp; Ronell Jones (Crawford)</b>
<b>2021 - Lori Schmersal (Clairemont)</b>
<b>2019 - Desi Herrera (San Marcos)</b>
<b>2018 - James Davis (Granite Hills)</b>





## HONORING THOSE WHO SERVE

Since joining Major League Baseball in 1969, the San Diego Padres have prioritized honoring and supporting San Diego's over 900,000 veterans, active duty and retired service members and their families. The Padres are widely regarded as MLB's "Team of the Military," and the club is known as the first Major League team to have a dedicated Military Affairs department. In the city with the largest military footprint in the world, the Padres are committed to ensuring that baseball in San Diego will continue to remain an affordable family venue for our entire military community. The Padres are proud to host Military Salutes at every Sunday home game, recognizing each branch of service, veterans, families and military milestones. For more information about the Padres' military outreach initiatives and military ticket discounts, visit [www.padres.com/military](http://www.padres.com/military).

In addition to the thousands of tickets given annually to the military community, the Padres offer tickets year-round to active duty military, veterans and their families year-round at a 25% discount on Military Sundays and 10% off all other home games through GovX.

## MARINE RECRUIT SUNDAYS

The Padres long-standing tradition of hosting recruits from the Marine Corps Recruit Depot at Sunday home games prior to their graduation from boot camp will continue this season. These visits are significant because they represent the first time the recruits are permitted to attend a social event away from their rigorous training schedule and wear their USMC uniforms in public. When the health and safety environment allows, Marine recruits will once again become a fixture at Petco Park on Sundays.

## REENLISTMENTS & PROMOTIONS

The Padres are proud to host service members who choose to reenlist and continue to serve our country. Formal reenlistment and promotion ceremonies can be held on the field at Petco Park prior to a home game—another small way in which the Padres thank our service members and their families for their continued dedication to our nation.

## FIRST RESPONDERS

The Padres are proud to celebrate, honor and thank San Diego County's First Responder community and the organizations that support them. In recognition and appreciation of the First Responders' commitment to the citizens and community, the Padres have designated six games as First Responder Appreciation Games, bringing well-deserved attention to the hard work and service the various departments provide. First Responder Appreciation Games are dedicated to all first responder departments throughout the City and County of San Diego, including the San Diego Police Department and other county police departments, San Diego County Sheriff's Department, San Diego Fire-Rescue Department, California Highway Patrol, U.S. Border Patrol, Red Cross, FBI, DEA and other organizations on the front line of service to our community.

## LOS PADRES

Throughout the season, the Padres will celebrate Baja California and Hispanic culture and traditions at Petco Park with authentic food, drink offerings, performances, recognitions and many other activities for all to enjoy. This year, Hispanic Heritage Weekend will take place during September, with activations and events planned throughout the weekend.



## **PADRES "ESTRELLAS" PRESENTED BY ARCO**

The Padres, in partnership with local school districts and non-profits, will recognize and celebrate students from underserved communities who go above and beyond in the areas of civic leadership, academic excellence and improvement on three game days. The Padres Estrellas and their families will be hosted by the team to watch batting practice, meet Padres players and be recognized during the game. The Padres look forward to bringing back this exciting program in 2023.

## **COMUNIDAD AWARDS**

In 2023, the Padres will celebrate the winners of the 12th annual Hispanic Heritage Comunidad Awards during a pregame ceremony this season. The awards honor community leaders or organizations that have made significant contributions to the region's Hispanic community within the Padres Foundation's four focus areas: LIVE (health & mentorship), LEARN (education), PLAY (recreation) and SERVE (volunteerism, military and first responders). Each nominee is selected from each category by the Padres Hispanic Community Advisory Council with the Padres Foundation making a donation to each of the non-profits chosen.

## **CROSS BORDER PARTNERSHIP**

The Padres resumed their annual Tijuana baseball and softball clinic to support youth baseball and softball in the region that included pitcher Daniel Camarena, Pad Squad and Friar. During this event, Padres branded jerseys and hats were distributed to over 200 boys and girls. A group of Padres executives also traveled down to Tijuana to build and decorate a new home for a deserving family through the organization

Build A Miracle. Padres Tijuana community partners include: Build A Miracle, Boys and Girls Club, youth baseball and softball leagues, the local sports institute IMDET (Instituto Municipal del Deporte en Tijuana), Hospital General, Hospital Infantil de las Californias, local food bank Banati and others. The goal for 2023 is to hold more baseball and softball clinics in Tijuana. In addition, the Padres will host the San Francisco Giants in Mexico City, Mexico at Alfredo Harp Helú Stadium and plan to partake in a community event on April 28.

## **CHARITY TICKET PROGRAM**

The Padres Charity Ticket Program provides complimentary tickets to non-profit organizations with a primary focus on disadvantaged youth who likely would not be able to attend a Padres game. Each season, the Padres team up with Major League Baseball to donate complimentary tickets to deserving non-profit organizations. The Padres are proud to work with Tickets for Kids to assist with the distribution of our charity tickets. If your nonprofit or youth organization would like to apply for tickets, please email [community@padres.com](mailto:community@padres.com) for more information.

## **COMMUNITY APPEARANCES**

Padres players and alumni make hundreds of appearances in the San Diego and Baja Community in support of club initiatives and local non-profits. These appearances give fans a chance to connect with players and alumni and tighten the bond between the Padres and their community. Appearances include the Padres Holiday Giving initiative, the annual Padres Thanksgiving Turkey Distribution, Rady Children's Celebration of Champions and more. During the season, Padres players visit with members of the Armed Forces both at Petco Park



and on military bases, ships and hospitals located throughout San Diego County. Email [community@padres.com](mailto:community@padres.com) for more information.

### PADRES FANTASY CAMP

Re-launched in 2019, the Padres Fantasy Camp offers an annual week-long experience at the Peoria Sports Complex in Peoria, AZ. Campers spend the week getting the full big-league Spring Training experience while receiving instruction from notable Padres alumni and coaches. As part of this once-in-a-lifetime opportunity, each participant begins their day by putting on their own authentic Padres uniform in the Padres clubhouse and ends the day sharing stories at the local watering hole with Padre greats. All net proceeds from Fantasy Camp benefit the Padres Foundation. 2023 Fantasy Camp is currently scheduled for the week of January 16, for more information visit, [padres.com/fantasycamp](http://padres.com/fantasycamp).

### TONY GWYNN COMMUNITY ALL-STARS

Padres Hall of Fame outfielder Tony Gwynn was known as "Mr. Padre" for his leadership in the San Diego community. The Tony Gwynn Community All-Star Program was created to recognize and honor San Diego's youth who follow in his footsteps and support their local community. Students ages 18 and under working in conjunction with a local non-profit organization to support underserved segments of our community received grants (\$20,000 total) to support their efforts.

### DINNER ON THE DIAMOND

The inaugural Dinner on the Diamond benefitting the Padres Foundation was held on July 6, 2022. Guests dined on the playing field alongside the entire Padres roster, coaches and ownership. The event featured a special program hosted by Don Orsillo and Mark "Mud" Grant and a performance from Grammy award-winning artist Miguel. Dinner on the Diamond raised more than \$500,000 for the foundation and its charitable partners making it the largest single-day fundraiser for the Foundation. Dinner on the Diamond is scheduled for May 18, 2023.

### PADRES FOUNDATION

The Padres Foundation, a 501(c)(3), compliments the club's outreach initiatives in the areas of Live, Learn, Play and Serve. The Foundation raises funds through a number of programs in which fans can participate including the 50/50 Raffle, Broadcast Auction, the annual Garage Sale, Shirts Off Their Backs, Mystery Ball fundraiser, and many others.

### PADRES FOUNDATION 50/50 RAFFLE

During Padres home games, fans can purchase 50/50 raffle tickets for a chance to win 50% of the raffle jackpot. Net proceeds support various Padres Foundation community initiatives. Tickets may be purchased at raffle kiosks throughout Petco Park or from roaming raffle sales representatives. Raffle tickets are on sale from the time gates open until the end of the sixth inning. Participants must be at least 18 years old to play. To learn more, visit [padres.com/raffle](http://padres.com/raffle).





# MEDIA



## PADRES COMMUNICATIONS



**Craig Hughner**  
 Vice President,  
 Communications



**Danny Sanchez**  
 Director, Business  
 Communications &  
 Spanish Media Relations



**Darren Feeny**  
 Director,  
 Media Relations



**JP Nolan**  
 Manager,  
 Media Relations



**Vanessa Dominguez**  
 Manager,  
 Business Communications



**Tiffany Seal**  
 Coordinator,  
 Communications

## MEDIA GUIDELINES

**CREDENTIALS** Media credentials are only issued to working members of the media and are non-transferable. The Padres will issue full-season credentials to media members who will cover the club on a regular basis throughout the season. Credentials will be issued on a game-by-game basis to members of the media who expect to cover the team periodically throughout the season. Credentials provide access to areas of Petco Park as designated on each individual credential. Any unauthorized use of a credential shall result in confiscation of the credential and ejection from Petco Park.

**HOW TO APPLY** Credential requests can be made online at <https://credentials.mlb.com> no later than 24 hours before the requested date. All questions and inquiries regarding credentials should be directed to the Padres Communications office at [credential@padres.com](mailto:credential@padres.com).

**CREDENTIAL PICK UP LOCATION** Beginning four hours before game time, credentials may be picked up from the Suite Entrance located near the Ticket Office lobby. The entrance is near the intersection of Park Blvd. and Imperial Ave.

**PARKING** Media parking is available on a limited basis in the Padres Parkade on 10th Ave and MTS Garage on the corner of Park Boulevard and Imperial Avenue, conveniently located near the VIP/Media Gate. Please contact the Padres Communications Department to request parking passes that provide complimentary admission to a parking lot.

**CLUBHOUSE ACCESS** The Padres clubhouse opens to media with approved credentials for a period of at least 50 minutes before each game, typically around three and one-half hours before game time but earlier on days with early batting practice. Timing will be posted on the Padres PR Twitter account (@PadresPR). The clubhouse will always close once the team takes the field for batting practice. No still photographers will be granted pre-game clubhouse access. While clubhouses are closed, approved media may access the field and dugouts through the tunnel located alongside the press elevator behind home plate. Following all games, the clubhouse opens no later than 10 minutes after the final out.

The Padres clubhouse is located on the first base side and the visitor's clubhouse on the third base side, and access to the visiting clubhouse shall be regulated by the visiting team's PR representative. The Padres clubhouse may be closed at any time at the discretion of the manager or a club Communications representative.

**FIELD ACCESS** Members of the media whose credentials allow field access are asked to be respectful of players and coaches who are preparing for a game, and for their own safety, to remain in foul territory, between first and third base at all times. Members of the media are asked to refrain from conducting interviews during stretch and batting practice. No one under the age of 18 is permitted on the field.

**PRESS BOX** The Petco Park press box is located on the Terrace Club Level. To access the press box from the media entrance, take the Suite elevator to the Terrace Level. Press box seating is available to accredited members of the working media on assignment only. Credentialed members of the media without an assigned press box seat may sit at any unassigned location in the top row of the press box. The Padres ask for cooperation of the media in maintaining a professional working environment. Cheering, rooting or clapping of any kind for either team in the press box shall result in credential revocation and ejection from the ballpark.

**GAME INFORMATION** A limited number of game day materials will be printed and distributed in working media areas (game notes, statistics, lineups, press releases, etc.) and made available digitally at [www.padrespressbox.com](http://www.padrespressbox.com) at least two hours prior to game time.

**WIRELESS INTERNET** Complimentary Wireless Internet access is available in the press box. Please contact the Communications Department for Network and Password details.

**INTERVIEW REQUESTS** Requests to interview Padres players or coaches should be made at least one day in advance through the Padres Communications Department

**AUTOGRAPHS/PHOTOS PROHIBITED** At all times, all credentialed members of the media are prohibited from requesting autographs, equipment or photos from a player or coach. Any violation of these guidelines will result in immediate revocation of the credential and could bar future use.

**PHONE USAGE/LIVE TRANSMISSIONS** The use of cellular phones, including text messaging, is prohibited in the dugout and in both clubhouses. Live transmissions are permitted from Petco Park by non-rightsholders prior to and after every game telecast.

SAN DIEGO MEDIA

BASEBALL WRITERS ASSOCIATION OF AMERICA, SAN DIEGO CHAPTER

Name	Outlet
Scott Miller (Chairman)	At-Large
Bernie Wilson (Vice Chairman)	Associated Press
John Maffei (Secretary/Treasurer)	San Diego Union-Tribune
Ryan Finley	San Diego Union-Tribune
Kevin Acee	San Diego Union-Tribune
Jeff Sanders	San Diego Union-Tribune
Bryce Miller	San Diego Union-Tribune
Kirk Kenney	San Diego Union-Tribune
A.J. Cassavell	MLB.com
Shaun O'Neill	MLB.com
Dennis Lin	The Athletic
Kyle Glaser	Baseball America

Lifetime Members
Nick Canepa
Bill Center
Gary Hyvonen
Tom Krasovic
Kazumi Gillespie



BROADCAST



Bally Sports San Diego enters its 13th season as television partner with the San Diego Padres and will televise approximately 160 games during the 2023 regular season. Don Orsillo returns for television play-by-play duties, alongside former Padres starting pitcher, Mark Grant. Also returning to the Bally Sports San Diego team in 2023 is sideline reporter, and former big-league pitcher, Bob Scanlan. Originating live from Petco Park and on the road, "Padres Live" returns to provide unmatched access to the Padres. Hosted by Mike Pomeranz, with expert analysis from Mark Sweeney, the 30-minute pre-game and full post-game coverage is a true extension of the game that keeps Padres fans entertained and informed.

In addition to game-day coverage, Bally Sports San Diego will deliver "Padres POV" every Sunday. Bally Sports San Diego can be seen locally in San Diego on AT&T U-Verse channels 776 and 1776 (HD), AT&T TV, COX channels 56 and 1056 (HD), Spectrum channel 322, DIRECTV channel 694, DIRECTV STREAM and fuboTV. Padres programming will also stream live on the Bally Sports app and on ballysports.com when a consumer authenticates through their pay-tv service. For the latest news, telecast broadcast schedules and exclusive Padres content, follow Bally Sports San Diego on Twitter: @BallySportsSD, Instagram: @BallySportSD and like on Facebook: facebook.com/BallySportsSanDiego.



After switching over to the FM dial for the first time in the team's history in 2017, the San Diego Padres enter their sixth season on their English flagship station, 97.3 The Fan, in 2023. All Padres regular season games will be available live on 97.3 The Fan, digitally on the Audacy app and on 973TheFanSD.com with with **Jesse Agler** and **Tony Gwynn Jr.** providing the play-by-play and color commentary. **Sam Levitt** returns to 97.3 The Fan in 2023 as host of the station's one-hour pre- and post-game shows in his second season covering the Padres. All podcasts and digital content will also be available at 973thefansd.com.



All regular-season Padres games will air live in Spanish on XEMO 860 AM, which celebrates its 21st season as the club's Spanish flagship station. **Eduardo Ortega** returns for his 37th season calling Padres games and will be joined again by **Carlos Hernandez**, who returns for his 11th season, to provide the play-by-play and color commentary. **Pedro Gutierrez** returns as the host of Spanish pre- and post-game shows in 2023.

## CLUB BROADCASTERS



### JESSE AGLER

2023 marks Jesse Agler's 10th season as a member of the Padres' broadcast team and his third as the lead play-by-play broadcaster for Padres radio broadcasts on the club's flagship station 97.3 The Fan. Agler also serves as the fill-in announcer on Padres telecasts on Bally Sports San Diego.

Agler joined the Padres front office in February of 2014 as a broadcaster and as director of content, a role in which he oversaw all club digital and social operations.

During the baseball offseason, Agler calls play-by-play of national radio broadcasts on Compass Media Networks for NFL, NCAA football and NCAA basketball games. Having come to San Diego by way of Miami, Agler spent four seasons as the pregame, halftime and postgame host on the Dolphins Radio Network. In 2013, he did television play-by-play for the Dolphins' preseason games on CBS-4.

Agler began his professional career in 2005. His experience includes serving as pregame and postgame radio host for the then-Florida Marlins, the Florida Panthers and the University of Miami Hurricanes' football and basketball teams. Agler has also previously been the fill-in play-by-play announcer for the Marlins.

A graduate of the University of Miami, Agler's first job out of college was calling baseball games for the Elkhart (KS) Dusters of the Jayhawk League. Agler and his wife, Tovah, reside in San Marcos with their son, Jonah, and daughter Ellie.




### TONY GWYNN JR.

Tony Gwynn Jr. returns for his seventh season as part of the Padres' broadcast team in 2023 after returning to San Diego prior to the 2017 season. Gwynn Jr. enters his third season as the full-time color analyst role this year.

Son of legendary "Mr. Padre," Gwynn Jr. played for the Padres from 2009-10. Originally selected by the Milwaukee Brewers in the 2nd round of the June 2003 draft out of San Diego State, he played parts of eight Major League seasons with Milwaukee, San Diego, Los Angeles and Philadelphia. Gwynn Jr. batted a career .238 (381-for-1,600) with 48 doubles, 23 triples, seven home runs, 98 RBI and 192 runs scored in 685 games played.

Gwynn Jr. began his broadcasting career in 2016 after joining the broadcast team for the Dodgers' postgame show on AM 570 LA Sports Radio. Most recently, he has served as co-host of "Gwynn & Chris" on 97.3 The Fan and resides in San Diego with his wife, Alyse, their son Anthony III, and three daughters, Makayla, Jordan and Leighton.



CLUB  
DIRECTORY

EXECUTIVES

MANAGER  
& STAFF

SUPPORT STAFF  
ADVISORS & BASEBALL  
OPERATIONS

PLAYER HEALTH  
& PERFORMANCE

'23 SAN DIEGO  
PADRES

HISTORY &  
RECORDS

OPPONENTS

SCOUTING & PLAYER  
DEVELOPMENT

PETCO PARK

COMMUNITY

MEDIA

CLUB BROADCASTERS

## DON ORSILLO



Don Orsillo made his debut as a member of the Padres' broadcast team in 2016, calling games for both television and radio broadcasts. After assuming the full-time television play-by-play duties in 2017, Orsillo called his 3,000th game in 2022 and returns in 2023 for his eighth season in San Diego.

In addition to his work for the Padres, Orsillo also calls nationally broadcasted MLB games for FOX, FS1 and TBS during the regular season. Orsillo came to San Diego from Boston, where he spent 15 seasons with NESN as the primary play-by-play announcer for the Red Sox. While at NESN, he also hosted the weekly Red Sox Report, as well as the offseason weekly program Hot Stove Live.

In addition to his postseason experience with the Red Sox, Orsillo has called ten MLB post seasons as a broadcaster for TBS. His postseason work includes the National and American League Divisional Series from 2007 to 2013, 2018, 2020 and again in 2021. Orsillo's broadcasting repertoire also includes college basketball and hockey, having called both Boston College basketball games and Hockey East

matches on NESN, as well as Providence College basketball games on the Big East Network/ESPN PLUS.

Orsillo's numerous accolades include four Emmy Awards for outstanding play-by-play (2003 and 2004 with Boston, 2018 and 2019 with the Padres) and two New England Sports Best Play-by-Play awards (2014 and 2015). He was named Massachusetts Broadcaster of the year twice in 2005 and 2015. Through his role with the Red Sox, Orsillo has appeared in a number of motion pictures, including 2013's *The Heat*, 2010's *The Town* and 2005's *Fever Pitch*.

A graduate of Northeastern University, Orsillo began his broadcasting career in minor league baseball, calling games for the Pittsfield Mets (1991-92), Binghamton Mets (1993-95), and Pawtucket Red Sox (1996-2000). He also has previously called minor league hockey games for the American Hockey League (Springfield Indians/Falcons 1991-96).

Orsillo has two daughters: Sydney, 22, and Madison, 19. He and his wife Kathy reside in Coronado.

## MARK GRANT



Mark "Mud" Grant returns to Bally Sports San Diego in 2023 for his 28th season as color analyst for Padres television broadcasts.

No stranger to San Diego baseball, Grant pitched for the Padres from 1987-90. Originally selected by the San Francisco Giants with the 10th pick in the first round of the 1981 Draft out of Joliet (IL) Catholic High School, he played parts of eight Major League seasons with San Francisco, San Diego, Atlanta, Seattle, Houston and Colorado. Grant went 22-32 with eight saves and a 4.31 ERA in 233 games (58 starts). He recorded a career-high eight wins and posted a 3.33 ERA for the Padres in 1989.

Grant began his broadcasting career at KFMB Radio in 1994 as a sports anchor and talk show host. After retiring from baseball in 1995, he provided analysis of Prime Sports' Padres broadcasts in 1996, then joined Channel 4 San Diego upon its inception in 1997. In 2012, he was part of the on-air team that helped launch the new regional sports network FOX Sports San Diego (now Bally Sports San Diego).

Grant is active in the community, where he works with the Down Syndrome Association of San Diego and has been associated with the Cystic Fibrosis Foundation of San Diego since 1987. Additionally, he serves as a spokesperson for St. Madeleine Sophie's Center in El Cajon, a vocational and educational center for developmentally disabled adults. Grant and his wife, Mary, reside in Alpine with their daughter, Alexis, and two sons, Andrew and Aidan.







## EDUARDO ORTEGA



Eduardo Ortega, the Spanish-language voice of the Padres, will be calling Padres games for his 37th season in 2023, his 43rd year in the broadcasting business. Ortega does play-by-play for both Spanish radio (XEMO) and Spanish television (FOX Deportes) broadcasts.

One of the most highly regarded Spanish-language sports broadcasters in the business, Ortega has broadcast postseason baseball since 1993 for various outlets, including CBS Hispanic Radio Network, Cadena Caracol, LBC Radio Network and ESPN Deportes radio.

He has called 20 MLB All-Star Games, 25 World Series and 10 no-hitters including Joe Musgrove's first no-hitter in club history. Other milestones Ortega has called include Tony Gwynn's and Ricky Henderson's 3,000th hits, Randy Johnson's 4,000th strikeout, Mark McGwire's 500th homerun, Barry Bonds' 700th and 755th home runs, Max Scherzer's 3,000th strikeout, Trevor Hoffman's breaking of the all-time saves record, Hoffman's 500th career save, Greg Maddux's 350th victory, all three cycles in Padres history and four of San Diego's five division titles.

Ortega has handled the play-by-play worldwide telecasts of 17 Caribbean Series for different radio and television outlets, including Sky TV in 2023 for what was the largest in the event's history with 8 participating countries. He also was the lead Spanish play-by-play voice for the World Baseball Classic in 2006, 2009, 2013 and 2017. He has broadcast official Padres games from 50 different venues and 73 total different venues when including Spring Training and other exhibition games.

In addition to his time with the Padres, Ortega served one season (1991) as the voice of the San Francisco Giants, four years as play-by-play announcer for the Tijuana Potros of the Mexican-Pacific Winter League, two seasons broadcasting for Tijuana's team in the northern Sonora Double-A Summer League, and one year as the voice of the Cotton Growers of Torreon, in the Mexican Summer League. Since 2005, he has been the radio voice of the Mexicali Aguilas in the Liga Mexicana del Pacifico and starting in 2015, on the national cable television network Megacable. Ortega celebrated his 23rd anniversary broadcasting on television and radio for the Liga Mexicana del Pacifico after the SKY Sports networked debuted winter ball broadcasts throughout eight Latin American countries in 2020.

In 2015, Ortega was inducted into the Hispanic Heritage Baseball Museum Hall of Fame. Prior to that, in 2012, he was inducted into the Tijuana Sports Hall of Fame. He also was honored in 2004 by the Tijuana sports media with a Career Achievement Award, and the Mexican Federation of Sportscasters celebrated his 25th anniversary in broadcasting and his multiple contributions to the industry.

In addition, Ortega was named Sportscaster of the Year by the Sportswriters Association of Tijuana in 1997, Sports Ambassador of Tijuana by the city's mayor in 1998, the Broadcasting Award by ACDN (National Sports Writers of Nicaragua) in 2012 and more recently, the 2017 Abelardo Raidi Career Achievement Award, named after the pioneer and founder of AIPS American, a worldwide sports media organization.

Ortega is a Tijuana native and a long-time San Diego resident.





## CARLOS HERNANDEZ

In 2023, Carlos Hernandez enters his 12th season as the main Padres color analyst on FOX Deportes, following a Major League playing career that spanned 11 seasons with the Los Angeles Dodgers (1990-96), San Diego Padres (1997-2000) and St. Louis Cardinals (2000).

Signed by the Dodgers as a free agent in 1984, Hernandez became the second Venezuelan catcher in MLB history, following Bo Díaz. He made his Major League debut in 1990 with the Los Angeles Dodgers. A highly skilled defensive player, he spent his Dodgers career (1990-96) mainly as a back-up catcher to Mike Scioscia and Mike Piazza, appearing in 230 games, with 133 starts. He signed with the Padres as a free agent and in his first full season as a regular catch for the organization, Hernandez batted .262 with 9 home runs and 52 RBI in 129 games played.

Hernandez finished his career batting .253 (315-1244) with 24 home runs, 141 RBI, 102 runs, 51 doubles, one triple and one stolen base in 488 games played. In 22 postseason games, he hit .299 (20-67) with one home run and two RBI.

In 2004, Hernandez led the Toros de Tijuana to the playoffs as manager of the Mexican Summer League team. Hernandez returned to the Padres organization in 2005, serving as the club's catching coordinator until 2007. He served as manager of the prestigious Leones del Caracas Venezuelan Winter League club from 2006-08 and was the catching coordinator for the Arizona Diamondbacks from 2010-13.



## PEDRO GUTIÉRREZ

Pedro Gutiérrez enters his 10th season as a Spanish Broadcaster for the Padres in 2023. Gutiérrez hosts the Padres' Spanish pregame and postgame show for the entire 162 game schedule, as well as handles fill-in play-by-play duties on both Spanish radio (XEMO) and Spanish television (FOX Deportes) broadcasts.

During his career, Gutiérrez has spent eight seasons in the Mexican Winter League, where he has called three Championship Series and playoff games during seven seasons while doing play-by-play for Megacable, the largest cable network provider in the country. He worked for the Águilas de Mexicali for five seasons, the Charros de Jalisco for two seasons and spent the past winter with the Yaquis de Obregón for their SKY Sports TV broadcasts. Previously, he served as producer for the Padres Spanish radio broadcasts from 2006 to 2012.

Prior to joining the Padres, Gutiérrez served for two years as the director of media relations for the Mexican Pacific League, coordinating all aspects of the league's communication platforms. In his two years there, he was part of two Caribbean Series championships won by Mexico's representing team.

Gutiérrez and his wife Ericka reside in Tijuana with their daughter, Natalia, and son, Ricardo.

### CONTENT



**Nicky Patriarca**  
Senior Director, Content



**Alejandra Nocera**  
Manager, Content



**Samantha Mellies-U'Ren**  
Coordinator, Content



**Matt Thomas**  
Team Photographer



**Bill Center**  
Analyst, Multimedia

# PETCO PARK

## SEATING CHART



SEATING LOCATIONS				
FIELD LEVEL	TERRACE LEVEL	LEFT FIELD	RIGHT FIELD	UPPER LEVEL
Field VIP	Terrace VIP	Left Field Lower Box	Right Field Lower Box	Upper Box Infield
Lexus Club	Terrace Infield	Left Field Reserved	Right Field Lower Reserved	Upper Box Reserved
Field Infield	Terrace Reserved		Right Field Upper	Upper Deck
Field Plaza	Terrace Pavilion			ADA Seating
Field Box				
Field Reserved				
Field Pavilion				

# 2023 SCHEDULE

MARCH/APRIL						
SUN	MON	TUE	WED	THU	FRI	SAT
				30 1:10pm	31 6:40pm	1 5:40pm
2 1:10pm	3 6:40pm	4 1:10pm		6 ATL	7 ATL	8 ATL
9 ATL	10 NYM	11 NYM	12 NYM	13 6:40pm	14 6:40pm	15 1:05pm
16 1:10pm	17 6:40pm	18 6:40pm	19 1:10pm	20 ARI	21 ARI	22 ARI
23 ARI	24	25 CHC	26 CHC	27 CHC	28	29 2:05pm
30 12:05pm						

JULY						
SUN	MON	TUE	WED	THU	FRI	SAT
						1 CIN
2 CIN	3 6:40pm	4 6:40pm	5 6:40pm	6	7 6:40pm	8 7:10pm
9 1:10pm	10	11	12	13	14 PHI	15 PHI
16 PHI	17	18 TOR	19 TOR	20 TOR	21 DET	22 DET
23 DET	24 6:40pm	25 6:40pm	26 1:10pm	27	28 6:40pm	29 6:40pm
30 1:10pm	31 COL					

MAY						
SUN	MON	TUE	WED	THU	FRI	SAT
	1 C	2 C	3 C	4	5 LA	6 LA
7 LA	8	9 MIN	10 MIN	11 MIN	12 LAD	13 LAD
14 LAD	15 6:40pm	16 6:40pm	17 1:10pm	18	19 6:40pm	20 7:10pm
21 B	22	23 WSH	24 WSH	25 WSH	26 NYY	27 NYY
28 NYY	29	30 MIA	31 MIA			

AUGUST						
SUN	MON	TUE	WED	THU	FRI	SAT
		1 COL	2 COL	3	4 LA	5 LA
6 LA	7 LA	8 SEA	9 SEA	10	11 ARI	12 ARI
13 ARI	14 6:40pm	15 6:40pm	16 6:40pm	17 A	18 A	19 A
20 A	21 6:40pm	22 M	23 M	24	25 MIL	26 MIL
27 MIL	28 STL	29 STL	30 STL	31 6:40pm		

JUNE						
SUN	MON	TUE	WED	THU	FRI	SAT
				1 MIA	2 C	3 C
4 C	5 C	6 S	7 S	8	9 COL	10 COL
11 COL	12	13 C	14 C	15 5:40pm	16 TB	17 TB
18 TB	19 SF	20 SF	21 SF	22 6:40pm	23 W	24 W
25 W	26	27 PIT	28 PIT	29 PIT	30 CIN	

SEPTEMBER/OCTOBER						
SUN	MON	TUE	WED	THU	FRI	SAT
					1 6:40pm	2 6:40pm
3 6:40pm	4 P	5 P	6 P	7	8 HOU	9 HOU
10 HOU	11 LAD	12 LAD	13 LAD	14	15 OAK	16 OAK
17 OAK	18 6:40pm	19 6:40pm	20 6:40pm	21	22 6:40pm	23 6:40pm
24 6:40pm	25 SF	26 SF	27 SF	28	29 CWS	30 CWS
1 CWS						

HOME
AWAY
MEXICO CITY SERIES

All times are Pacific Time Zone (PT). All elements of this schedule are subject to change.

619.795.5020

PADRES.COM

PADRESBEISBOL.COM

@PADRES

FACEBOOK.COM/PADRES